

Engagement. Equity. Excellence



LONG RANGE FACILITY ASSESSMENT AND EDUCATIONAL ADEQUACY STUDY 2022

VOLUME 1A

EDUCATIONAL ADEQUACY – PROCESS AND SUMMARIES

A T S + R

PLANNERS + ARCHITECTS + ENGINEERS

V1.0
11/02/22

TABLE OF CONTENTS

1 - EDUCATIONAL ADEQUACY EXECUTIVE SUMMARY	4	Elmore Elementary	27
2 – EDUCATIONAL ADEQUACY ASSESSMENT PROCESS AND DATA	6	Fort Howard Elementary	28
EDUCATIONAL ADEQUACY SCORES	7	Howe Elementary Community School.....	29
FACILITY AND EDUCATIONAL ADEQUACY SCORE	12	Jackson Elementary.....	30
SUMMARY MAPS.....	13	Keller Elementary	31
CAPACITY ASSESSMENT	14	Kennedy Elementary.....	32
COMMUNITY DATA GATHERING.....	15	King Elementary Children’s Center for Engineering	33
3 - EDUCATIONAL ADEQUACY ASSESSMENTS.....	16	Langlade Elementary	34
EARLY LEARNING CENTERS	17	Lincoln Elementary	35
Head Start Learning Center.....	18	MacArthur Elementary	36
Jefferson Head Start Learning Center	19	Martin Elementary	37
ELEMENTARY SCHOOLS.....	20	McAuliffe Elementary	38
Baird Elementary	21	Nicolet Elementary.....	39
Beaumont Elementary	22	Sullivan Elementary	40
Chappell Elementary	23	Tank Elementary.....	41
Danz Elementary.....	24	Webster Elementary Children's Center for Integrated Arts	42
Doty Elementary	25	Wequiock Elementary Children's Center for Environmental Science	43
Eisenhower Elementary	26		

Wilder Elementary	44
MIDDLE SCHOOLS	45
Edison Middle.....	46
Franklin Middle	47
Lombardi Middle	48
Washington Middle	49
HIGH SCHOOLS	50
East High	51
Preble High	52
Southwest High.....	53
West High.....	54
OTHER	55
Red Smith (K-8).....	56
Aldo Leopold Community School (K-8)	57
Leonardo da Vinci School for Gifted Learners (K-8).....	58
John Dewey Academy of Learning (6-12).....	59
Dr. Rosa Minoka-Hill School (K-12)	60

1 - EDUCATIONAL ADEQUACY EXECUTIVE SUMMARY

General District Summary

1 VARIETY OF SPACES:

- With some exceptions there is little variety in learning spaces and furniture to support different activities and student preferences for learning environment.
- Supervisable breakout spaces and small group rooms are recommended throughout the District
- The recent investment in the media centers with new finishes and furniture has been appreciated by the schools and has made an impact. They have provided some variety in the environment in which learning takes place.

2 CONNECTION AND FLEXIBLE SPACES:

- With some exceptions there are few rooms that can be reconfigured to suite different learning activities.
- With some exceptions there is little transparency between spaces so that learning can be seen.
- Continuing to update furniture across the District is recommended to enhance the learning environment and options for students and teachers.

3 IDENTITY AND COMMUNITY:

- Some schools show strong identity using signage and murals. More could be encouraged to do so to increase a students sense of belonging.
- Many schools have specific community rooms and programs.

4 SAFETY AND SECURITY:

- Some schools have entrances that are a distance from the parking which does not provide a friendly welcome.
- Most schools do not have fully secure entrances. Rather than having a welcome desk inside the main vestibule we recommend directing visitors into the front office to sign in and then being buzzed into the main building. Another option would be to have a protected opening between the front office and the vestibule through. Identity could be established then, before being allowed into the school.
- Very few inclusive or single user restrooms.

5 INDOOR ENVIRONMENT:

- With some exceptions lighting, acoustics and thermal comfort are good.

6 SITE:

- Sites across the District and mostly below the recommended size.

- Many City parks are tight around the School building and parking often with playgrounds situated on City property. This is a safety concern as the school cannot control access to the playground.
- At the High Schools the property line bisects tennis courts or other athletic areas.

- Other options at each level, could be to close two schools and build a new, higher capacity school on an existing or new site

7 CAPACITY:

- With some exceptions, schools are under-utilized.
- The average of maximum projected enrollment to capacity is 72%. Some elementary schools are well below this with Keller and Lincoln below 50% of capacity.
- Across the District there are almost 7,000 spare seats at the maximum projected enrollment.
- This results in the area per student being mostly above the recommended number.
- Bases on an analysis of capacity and spare seats,
 - 4-5 elementary schools could be closed depending on which ones might be selected
 - At the middle and high school levels it may be possible to close the smallest of each type (Washington MS and West HS) if some additional capacity is added the remaining schools.
 - Other high and middle schools could be closed if even more capacity was added to the remaining schools

2 – EDUCATIONAL ADEQUACY ASSESSMENT
PROCESS AND DATA

EDUCATIONAL ADEQUACY SCORES

Building utilization, educational program, support spaces, space adequacy, physical building deficiencies, and site issues were evaluated on site. The criteria for each topic are listed below.

In addition, questionnaires were distributed to the principals exploring the functional strengths and areas for improvement for each school. Follow-up interviews were also carried out reviewing building utilization, educational program, support spaces, and space adequacy.

Scoring Criteria

1 VARIETY OF SPACES: Instructional shifts, expanded program offerings, and diverse learning styles require a variety of spaces to help support learning both in and beyond just the classroom.

A INDIVIDUAL: Desirable, intentional space set aside for students who want to focus and work alone beyond the classroom and distributed throughout the school.

- RED** No or very few such spaces
- YELLOW** Some such spaces. They might be in the library, however, some should be distributed throughout the school.
- GREEN** An Adequate number of such spaces distributed throughout the school.

B ONE ON ONE: Desirable, intentional space set aside for teachers to work alongside students in and beyond the classroom and distributed throughout the school.

- RED** No or very few such spaces
- YELLOW** Some such spaces. They might be in the library, however, some should be distributed throughout the school.
- GREEN** An Adequate number of such spaces distributed throughout the school.

C COLLABORATIVE: Desirable, intentional space set aside for students to work collaboratively in groups in and beyond the classroom and distributed throughout the school.

- RED** No or very few such spaces
- YELLOW** Some such spaces. They might be in the library, however, some should be distributed throughout the school.
- GREEN** An Adequate number of such spaces distributed throughout the school.

D PRESENTATION: Desirable, intentional space set aside for students to present to groups of various sizes beyond the classroom and distributed throughout the school.

- RED** No or very few such spaces

YELLOW Some such spaces. They might be in the library, however, some should be distributed throughout the school.

GREEN An Adequate number of such spaces distributed throughout the school.

E LARGE GROUP: Desirable, intentional space set aside for teachers, outside speakers and students to present to groups larger than two or more classes with good acoustics and supporting technology. For elementary schools these spaces may include media centers, commons, or gymnasiums.

RED No such spaces

YELLOW Some such spaces but without either adequate acoustics or supporting technology

GREEN At least one such well-designed and equipped space.

2 CONNECTION AND FLEXIBLE SPACES: Connection between spaces is important for supervision/safety. Connection to the outdoors is important for student health, wellness, and academic performance. Flexible and multiuse spaces allow schools to make the most of valuable square footage.

A FLEXIBLE SPACES: Rooms that are multiuse which can, where appropriate, be reconfigured using such equipment as operable walls, garage doors, and furniture to support spaces being utilized for different size groups, learning and other activities.

RED No such spaces

YELLOW Some such spaces with opportunities for more.

GREEN An Adequate number of such spaces distributed throughout the school.

B VISUAL CONNECTION: The ability to be able to look from one space into another for supervision, extending daylight reach, seeing learning on display, views, and interest.

RED No visual connections between spaces beyond a window in a door.

YELLOW Some visual between rooms.

GREEN An number of such connections distributed throughout the school.

C CONNECTION TO OUTDOORS: The ability for students and staff to find connection with outside and nature through good views, being able to easily move learning outdoors, or open up rooms to outdoors with large openings such as garage doors. Also connection to natural materials and biophilic elements.

RED Generally small or a limited number of windows throughout the school.

YELLOW Good windows allowing views and natural lighting.

GREEN There is easy access for learning to be taken outside from classrooms and/or other spaces,

or large openings can be made between the interior and exterior.

3 IDENTITY AND COMMUNITY: Physical space can communicate an organization's values and messages to its inhabitants. It can make them feel welcome, can help foster a sense of community. It can celebrate achievements and student work. It can educate and shape human behavior.

A WELCOMING ENTRY: Clearly identified, accessible, well maintained main entry close to visitor parking. It has high levels of visual transparency, and ideally school branding. A light and airy feeling canopy for shelter and easing the transition to the interior space.

RED The entry does not meet these criteria.

YELLOW The entry meets some of these criteria.

GREEN The entry meets most or all of these criteria.

B SCHOOL IDENTITY/VALUES: Signage, graphics, flags, displays and/or 2D or 3D art display the school mascot and values or ethos that are important to the school and local community. There may be information and/or artifacts about the history of the school's and its name or origin. These could be bilingual where appropriate to be more inclusive.

RED Not very many of these aspects were on display in the school.

YELLOW Several of these aspects were on display throughout the school.

GREEN Many of these aspects were prominently on display throughout the school.

C CELEBRATE STUDENT WORK: Art, poems, robotics, photos, and other projects on prominent, well arranged displays to celebrate the wonderful and creative work that students produce.

RED There was not much evidence of students work on display beyond the classrooms.

YELLOW Some student work was on display.

GREEN A variety of student work was on display in multiple locations throughout the school.

D COMMUNITY SPACE: Spaces where students can gather and socialize as a large community. There could be spaces that welcome the surrounding community into the school such as gyms, auditoriums, cafeteria or multiuse spaces

RED No spaces that are suitable for this use. Cafeterias may be small, gyms might have very poor acoustics and so not suitable for this use.

YELLOW Cafeterias and/or gyms can be used for as gathering spaces.

GREEN Cafeterias and/or gyms can be used for as gathering spaces. There are spaces that are regularly used by surrounding community

4 SAFETY AND SECURITY: There are many layers to safety and security from creating community and belonging, to physical safety and strategies to prevent bullying.

A SECURE ENTRY: The vestibule is locked down during the school day. Any entry into the school must be directed through the front office for ID verification and signing in.

RED The above arrangement is not in place.

GREEN The secure entry as described above is in place.

B BUILDING ZONING: Rooms that are multiuse which can, where appropriate, be reconfigured using such equipment as operable walls, garage doors, and furniture to support spaces being utilized for different size groups, learning and other activities.

RED No such spaces

YELLOW Some such spaces with opportunities for more.

GREEN An Adequate number of such spaces distributed throughout the school.

C RESTROOM SAFETY: Rooms that are multiuse which can, where appropriate, be reconfigured using such equipment as operable walls, garage doors, and furniture to support spaces being utilized for different size groups, learning and other activities.

RED No such spaces

YELLOW Some such spaces with opportunities for more.

GREEN An Adequate number of such spaces distributed throughout the school.

5 QUALITY ENVIRONMENT: There are many features that help to create a quality educational environment that helps support learning and not distract from it.

A FURNITURE: Rooms that are multiuse which can, where appropriate, be reconfigured using such equipment as operable walls, garage doors, and furniture to support spaces being utilized for different size groups, learning and other activities.

RED No such spaces

YELLOW Some such spaces with opportunities for more.

GREEN An Adequate number of such spaces distributed throughout the school.

B DAYLIGHTING: Rooms that are multiuse which can, where appropriate, be reconfigured using such equipment as operable walls, garage doors, and furniture to support spaces being utilized for different size groups, learning and other activities.

RED No such spaces

YELLOW Some such spaces with opportunities for more.

GREEN An Adequate number of such spaces distributed throughout the school.

C ACOUSTICS: Rooms that are multiuse which can, where appropriate, be reconfigured using such equipment as operable walls, garage doors, and furniture to support spaces being utilized for different size groups, learning and other activities.

RED No such spaces

YELLOW Some such spaces with opportunities for more.

GREEN An Adequate number of such spaces distributed throughout the school.

D INDOOR AIR QUALITY: Rooms that are multiuse which can, where appropriate, be reconfigured using such equipment as operable walls, garage doors, and furniture to support spaces being utilized for different size groups, learning and other activities.

RED No such spaces

YELLOW Some such spaces with opportunities for more.

GREEN An Adequate number of such spaces distributed throughout the school.

E THERMAL COMFORT: Rooms that are multiuse which can, where appropriate, be reconfigured using such equipment as operable walls, garage doors, and furniture

to support spaces being utilized for different size groups, learning and other activities.

RED No such spaces

YELLOW Some such spaces with opportunities for more.

GREEN An Adequate number of such spaces distributed throughout the school.

F TECHNOLOGY: Rooms that are multiuse which can, where appropriate, be reconfigured using such equipment as operable walls, garage doors, and furniture to support spaces being utilized for different size groups, learning and other activities.

RED No such spaces

YELLOW Some such spaces with opportunities for more.

GREEN An Adequate number of such spaces distributed throughout the school.

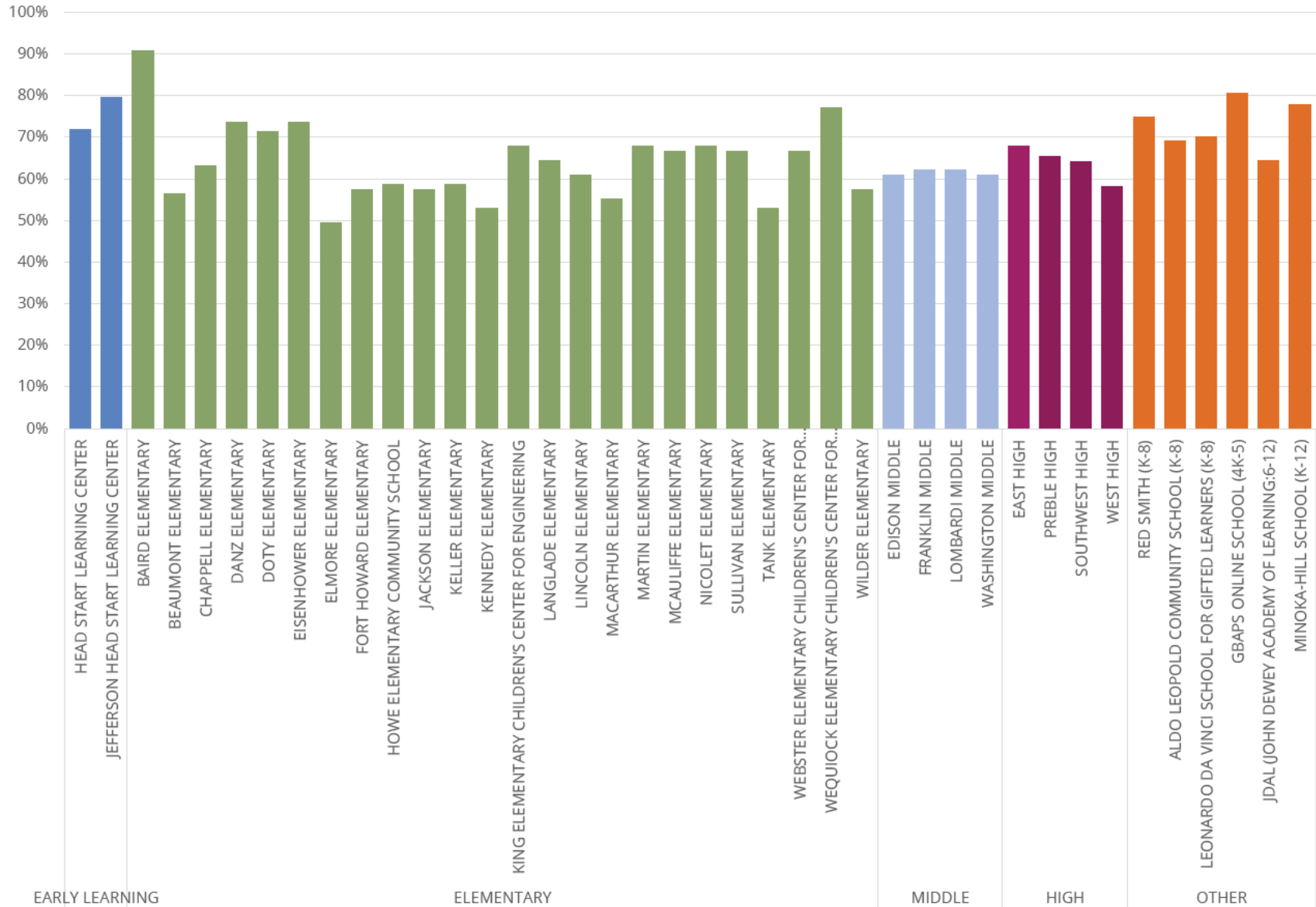
ATSR EDUCATIONAL ADEQUACY SCORECARD

	VARIETY OF SPACE				CONNECTION & FLEXIBLE SPACES			IDENTITY & COMMUNITY				SAFETY & SECURITY				INDOOR ENVIRONMENT				SITE				AVERAGE SCORE				
	INDIVIDUAL	ONE ON ONE	COLLABORATIVE	PRESENTATION	LARGE GROUP	VISIBLE CONNECTIONS	CONNECTION TO OUTDOORS	FLEXIBLE SPACES	WELCOMING ENTRY	SCHOOL IDENTITY/VALUES ON DISPLAY	CELEBRATE STUDENT WORK	COMMUNITY SPACE	SECURE ENTRY	BUILDING ZONING	RESTROOM SAFETY	FURNITURE	DAYLIGHTING	ARTIFICIAL LIGHTING	ACOUSTICS	INDOOR AIR QUALITY	THERMAL COMFORT	TECHNOLOGY	PLAY GROUNDS		ACCESSIBLE PLAYGROUNDS	OUTDOOR CLASSROOM	ENVIRONMENTAL LEARNING	BIKE RACKS
EARLY LEARNING			2.0	2.5	2.0	1.5	2.0	2.0	2.5	1.5	2.5	2.5	3.0	1.5	3.0	3.0	2.5	2.5	2.5	3.0	2.5	2.5	3.0	2.5	2.0	2.5		2.4
HEAD START LEARNING CENTER			1	2	1	1	2	1	3	1	3	2	3	1	3	3	3	3	2	3	3	2	3	3	2	3		2.3
JEFFERSON HEAD START LEARNING CENTER			3	3	3	2	2	3	2	2	2	3	3	2	3	3	2	2	3	3	2	3	3	2	2	2		2.5
ELEMENTARY	1.4	1.7	1.8	2.2	2.0	1.8	2.0	1.5	1.8	2.0	2.1	1.9	2.6	1.5	2.0	2.0	2.2	2.0	1.9	2.3	2.2	2.3	2.2	1.8	1.8	2.1	2.7	2.0
BAIRD ELEMENTARY	3	3	3	3	3	3	3	3	3	3	3	3	3	3	3	3	3	3	2	2	2	3	3	2	3	3	3	2.9
BEAUMONT ELEMENTARY	1	1	1	2	1	2	2	1	2	2	2	1	2	1	2	2	2	2	2	2	2	2	1	2	2	2	3	1.7
CHAPPELL ELEMENTARY	1	1	1	2	1	2	2	1	2	2	2	1	2	2	2	2	2	2	2	2	2	3	3	2	3	3	3	2.0
DANZ ELEMENTARY	2	2	2	3	3	2	2	2	2	2	2	3	3	1	2	2	3	3	3	2	2	3	1	2	2	3	3	2.3
DOTY ELEMENTARY	2	2	2	3	2	2	2	2	2	2	2	3	2	2	2	2	2	2	2	2	2	3	3	2	3	2	3	2.2
EISENHOWER ELEMENTARY	2	2	2	2	2	2	3	2	2	2	2	3	3	3	2	2	3	2	2	3	3	2	1	2	3	2	3	2.3
ELMORE ELEMENTARY	1	1	1	1	1	1	2	1	1	1	2	1	1	1	2	2	2	2	2	2	2	2	2	1	2	2	2	1.5
FORT HOWARD ELEMENTARY	1	1	1	2	2	2	2	1	2	2	2	1	2	1	2	2	2	2	2	3	2	3	1	2	1	1	3	1.8
HOWE ELEMENTARY COMMUNITY SCHOOL	1	1	2	2	2	1	1	1	2	2	2	3	3	1	1	1	3	2	2	2	1	2	2	3	1	2	3	1.8
JACKSON ELEMENTARY	2	1	2	1	1	2	1	1	1	1	1	1	3	1	2	2	2	2	3	3	3	2	3	1	1	2	3	1.8
KELLER ELEMENTARY	2	2	1	2	1	2	2	1	1	1	2	2	2	2	2	2	2	2	1	1	3	2	3	2	1	2	3	1.8
KENNEDY ELEMENTARY	1	2	2	1	1	1	1	1	1	2	2	2	3	1	1	1	2	1	1	2	2	2	3	2	2	1	3	1.6
KING ELEMENTARY CHILDREN'S CENTER FOR ENG	1	2	2	1	2	1	2	1	3	3	3	2	3	3	2	2	2	2	2	3	3	2	3	2	1	1	3	2.1
LANGLADE ELEMENTARY	1	2	2	3	2	2	2	2	2	2	2	2	3	2	2	2	2	2	1	1	2	2	2	2	1	3	3	2.0
LINCOLN ELEMENTARY	1	1	1	2	2	2	2	1	3	2	2	2	2	1	2	2	2	2	2	2	2	2	3	2	2	2	2	1.9
MACARTHUR ELEMENTARY	1	2	3	2	3	3	2	3	1	1	2	2	3	2	1	1	1	1	1	3	1	2	1	1	1	1	1	1.7
MARTIN ELEMENTARY	2	2	2	3	3	2	2	2	2	2	2	3	3	2	2	2	2	2	2	3	2	2	2	2	2	1	1	2.1
MCAULIFFE ELEMENTARY	1	2	1	3	3	1	2	1	1	2	3	1	3	1	3	3	2	2	2	3	3	2	3	1	1	3	3	2.1
NICOLET ELEMENTARY	1	2	2	3	3	2	2	2	2	2	2	2	3	1	2	2	3	2	2	2	2	3	2	1	1	3	3	2.1
SULLIVAN ELEMENTARY	1	2	2	3	3	2	2	2	2	2	2	2	3	1	2	2	2	2	2	2	2	2	1	1	3	3	3	2.1
TANK ELEMENTARY	1	1	1	1	1	1	2	1	1	2	2	1	2	1	2	2	2	2	2	2	2	2	1	2	2	2	2	1.6
WEBSTER ELEMENTARY CHILDREN'S CENTER FOR	1	2	2	3	2	2	2	1	2	2	2	2	3	1	2	2	2	2	3	2	2	2	2	1	3	3	3	2.1
WEQUIOCK ELEMENTARY CHILDREN'S CENTER FC	1	2	3	2	3	2	3	2	3	3	3	2	3	2	2	2	3	2	2	3	3	2	3	2	3	3	1	2.4
WILDER ELEMENTARY	2	2	1	2	2	1	1	1	1	2	2	1	2	1	2	2	2	2	2	3	3	2	3	1	1	1	3	1.8

ATSR EDUCATIONAL ADEQUACY SCORECARD

	VARIETY OF SPACE				CONNECTION & FLEXIBLE SPACES			IDENTITY & COMMUNITY			SAFETY & SECURITY				INDOOR ENVIRONMENT					SITE					AVERAGE SCORE			
	INDIVIDUAL	ONE ON ONE	COLLABORATIVE	PRESENTATION	LARGE GROUP	VISIBLE CONNECTIONS	CONNECTION TO OUTDOORS	FLEXIBLE SPACES	WELCOMING ENTRY	SCHOOL IDENTITY/VALUES ON DISPLAY	CELEBRATE STUDENT WORK	COMMUNITY SPACE	SECURE ENTRY	BUILDING ZONING	RESTROOM SAFETY	FURNITURE	DAYLIGHTING	ARTIFICIAL LIGHTING	ACOUSTICS	INDOOR AIR QUALITY	THERMAL COMFORT	TECHNOLOGY	PLAY GROUNDS	ACCESSIBLE PLAYGROUNDS		OUTDOOR CLASSROOM	ENVIRONMENTAL LEARNING	BIKE RACKS
MIDDLE	1.0	2.0	2.0	2.8	2.5	1.5	2.0	1.8	1.3	2.0	2.0	2.8	1.3	1.5	1.8	1.8	2.0	2.0	2.0	1.8	2.0	2.0	1.8	1.5	1.8	2.0	3.0	1.9
EDISON MIDDLE	1	2	2	3	2	2	2	1	1	2	2	3	1	1	2	2	2	2	2	2	2	2	1	1	3	2	3	1.9
FRANKLIN MIDDLE	1	2	2	3	3	1	2	2	2	2	2	3	1	1	1	1	2	2	2	1	2	3	2	1	3	3	1.9	
LOMBARDI MIDDLE	1	2	2	2	2	2	2	2	1	2	2	2	1	2	2	2	2	2	2	2	2	2	2	2	2	2	3	1.9
WASHINGTON MIDDLE	1	2	2	3	3	1	2	2	1	2	2	3	2	2	2	2	2	2	2	2	2	2	1	1	1	1	3	1.9
HIGH	1.3	1.8	1.8	2.8	2.3	2.0	1.8	1.8	2.3	2.3	2.0	2.3	1.5	1.3	2.0	2.0	2.0	2.8	2.0	2.5	2.0	2.0			1.5	1.5	2.8	2.0
EAST HIGH	1	2	2	3	3	2	2	2	2	2	2	3	2	1	2	2	2	3	2	2	2	2			2	2	3	2.1
PREBLE HIGH	1	2	2	3	2	2	2	2	3	2	2	2	1	2	2	2	2	3	2	3	2	2			1	1	3	2.0
SOUTHWEST HIGH	2	2	2	3	2	2	1	2	2	3	2	2	1	1	2	2	2	3	2	2	2	2			2	2	2	2.0
WEST HIGH	1	1	1	2	2	2	1	2	2	2	2	2	2	1	2	2	2	2	3	2	2	2			1	1	3	1.8
OTHER	2.0	2.2	2.4	2.2	2.6	2.4	2.0	2.2	1.8	2.5	2.3	2.4	1.8	1.8	2.2	2.2	2.5	2.7	2.3	2.7	2.7	2.3	2.5	2.0	1.8	2.0	2.6	2.3
RED SMITH (K-8)	2	2	2	2	3	3	2	2	2	1	2	3	1	2	2	2	3	2	2	3	3	2	3	3	3	3	3	2.3
ALDO LEOPOLD COMMUNITY SCHOOL (K-8)	1	2	3	1	3	1	1	1	1	1	3	3	3	1	1	2	2	3	3	3	3	3	2	3	2	3	1	2.1
LEONARDO DA VINCI SCHOOL FOR GIFTED LEARNERS	2	2	2	2	2	2	3	2	3	3	2	2	2	2	2	2	2	3	2	2	2	3	2	1	1	3	3	2.2
GBAPS ONLINE SCHOOL (4K-5)	3	3	3	3	3	3	2	3	2	2	1	2	3	2	2	2	2	3	3	3	3	3	2	2	2	2	3	2.5
JDAL (JOHN DEWEY ACADEMY OF LEARNING: 6-12)	2	2	2	3	2	3	2	3	2	3	3	2	1	1	2	2	3	3	2	2	2	2	1	1	1	1	1	2.0
MINOKA HILL SCHOOL (K-12)									1	3	3		3	3	3	3	2	2	2	3	3	2	3	3	1			2.5
AVERAGE SCORE	1.4	1.8	1.8	2.3	2.1	1.8	1.9	1.6	1.9	2.1	2.2	2.1	2.3	1.6	2.0	2.0	2.2	2.2	2.0	2.4	2.3	2.2	2.0	1.6	1.8	2.0	2.6	

EDUCATIONAL ADEQUACY SCORE



FACILITY AND EDUCATIONAL ADEQUACY SCORE

To get a all-encompassing score for each facility, data points were taken from the facility cost index, school and capacity data and the Educational Adequacy score. These data were modified so that each is on a scale from 0 – 100, with zero being the lowest score, and 100 being the highest.

1 FCI Scores

- The FCI scores take the condition one and two scope as a percentage of replacement cost, and subtracting them from 100. This was also done for the high and medium priority scope.

2 Capacity Scores

- Three scores are associated with capacity criteria; the average number of students in a class compared to the school boards guidelines; the average standard classroom utilization percentage; and the maximum projected enrollment compared to the calculated capacity.

3 Educational Adequacy Scores

- Two scores are associated with the suitability of the building for future-ready learning. These are the educational adequacy score as previous discussed and the percentage of right sized rooms in the building.

4 Composite Score

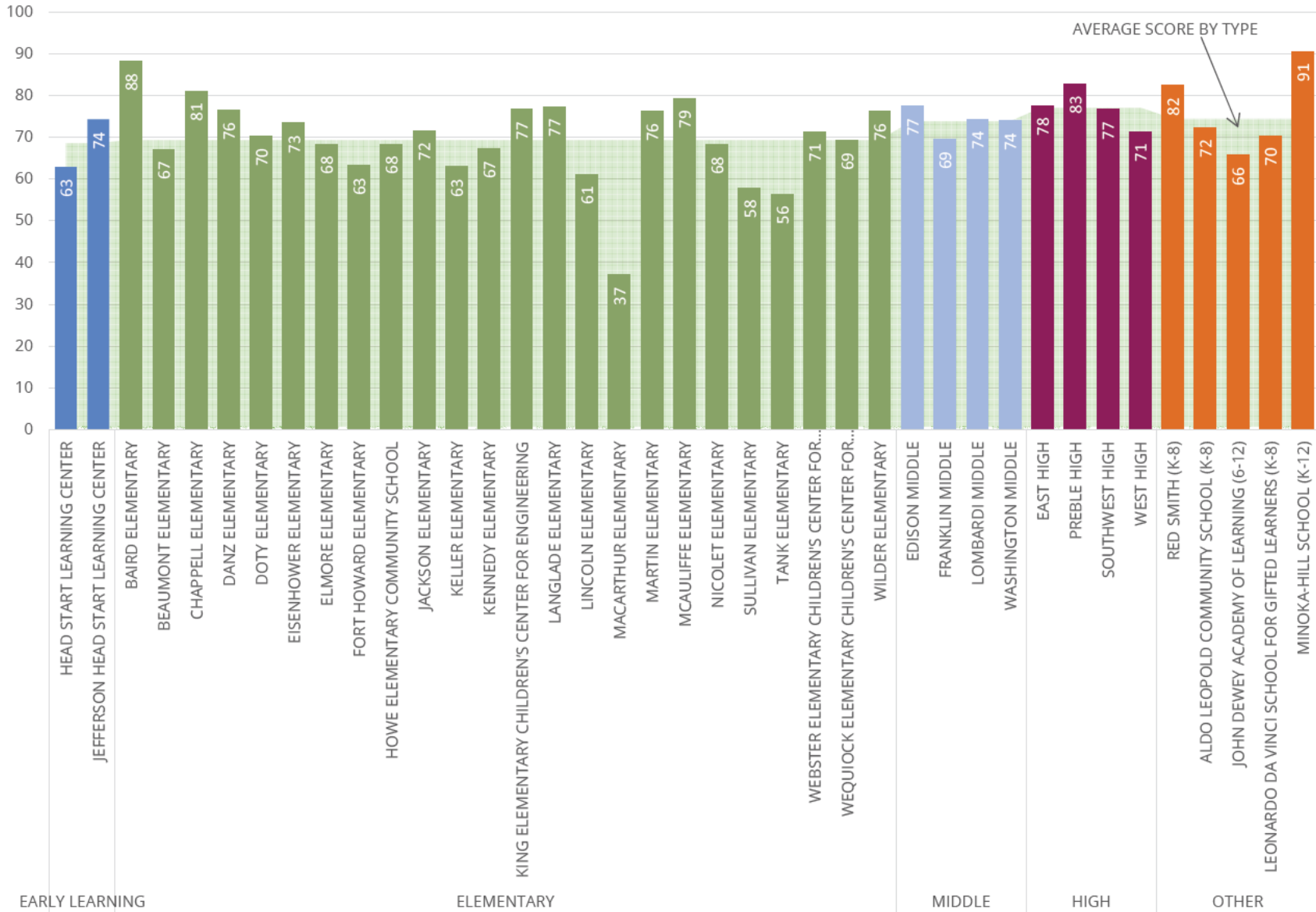
- The average of these scores give the overall Facility and Educational Adequacy Score

REPLACEMENT COST LESS CONDITION 1 AND 2 COST AS A PERCENTAGE	89%
REPLACEMENT COST LESS HIGH AND MEDIUM PRIORITY COST AS A PERCENTAGE	85%
PERCENTAGE OF RIGHT SIZED ROOMS	88%
AVERAGE NUMBER OF STUDENTS IN A STANDARD CLASSROOM AS A PERCENTAGE OF BOARD TARGET	68%
CURRENT CLASSROOM UTILIZATION	71%
PERCENTAGE OF MAXIMUM ENROLLMENT TO CAPACITY	69%
EDUCATIONAL ADEQUACY SCORE	71%
FACILITY AND EDUCATIONAL ADEQUACY SCORE	77

ASTSR FACILITY & EDUCATIONAL ADEQUACY SCORECARD										
	FACILITY CONDITION SCORE	FACILITY PRIORITY ITEMS SCORE	CLASSROOM SIZE SCORE	STUDENT NUMBER SCORE	CLASSROOM UTILIZATION SCORE	ENROLLMENT SCORE	EDUCATIONAL ADEQUACY SCORE	FACILITY AND EDUCATIONAL ADEQUACY SCORE	CURRENTLY COMBINED CAFETERIA/GYM	ADDITIN POSSIBLE?
EARLY LEARNING	93	83	50	55		55	76	69		
HEAD START LEARNING CENTER	96	87	11	56		56	72	63	NO	N/A
JEFFERSON HEAD START LEARNING CENTER	91	79	89	54		54	79	74	NO	N/A
ELEMENTARY	79	74	61	69		70	64	69		
BAIRD ELEMENTARY	99	99	87	75		77	91	88	NO	YES
BEAUMONT ELEMENTARY	68	58	82	69		70	56	67	YES	MAYBE
CHAPPELL ELEMENTARY	87	87	82	82		84	63	81	YES	YES
DANZ ELEMENTARY	93	74	73	73		72	74	76	NO	NO
DOTY ELEMENTARY	87	87	42	68		66	71	70	YES	NO
EISENHOWER ELEMENTARY	94	94	55	63		62	74	73	NO	MAYBE
ELMORE ELEMENTARY	90	90	47	66		67	49	68	YES	NO
FORT HOWARD ELEMENTARY	90	80	45	56		52	57	63	NO	NO
HOWE ELEMENTARY COMMUNITY SCHOOL	83	80	62	64		63	59	68	NO	NO
JACKSON ELEMENTARY	80	62	74	77		79	57	72	NO	YES
KELLER ELEMENTARY	75	74	81	44		44	59	63	YES	YES
KENNEDY ELEMENTARY	53	50	94	75		79	53	67	YES	YES
KING ELEMENTARY CHILDREN'S CENTER FOR ENGINEERING	88	78	61	81		83	68	77	NO	YES
LANGLADE ELEMENTARY	81	75	76	82		85	64	77	YES	YES
LINCOLN ELEMENTARY	86	82	56	43		40	61	61	NO	NO
MACARTHUR ELEMENTARY	0	0	12	77		78	55	37	YES	NO
MARTIN ELEMENTARY	97	95	41	75		81	68	76	NO	YES

ASTSR FACILITY & EDUCATIONAL ADEQUACY SCORECARD										
	FACILITY CONDITION SCORE	FACILITY PRIORITY ITEMS SCORE	CLASSROOM SIZE SCORE	STUDENT NUMBER SCORE	CLASSROOM UTILIZATION SCORE	ENROLLMENT SCORE	EDUCATIONAL ADEQUACY SCORE	FACILITY AND EDUCATIONAL ADEQUACY SCORE	CURRENTLY COMBINED CAFETERIA/GYM	ADDITION POSSIBLE?
MCAULIFFE ELEMENTARY	83	80	88	78		79	67	79	NO	YES
NICOLET ELEMENTARY	91	90	38	62		61	68	68	NO	NO
SULLIVAN ELEMENTARY	54	50	38	70		69	67	58	NO	NO
TANK ELEMENTARY	76	76	31	51		52	53	56	YES	MAYBE
WEBSTER ELEMENTARY CHILDREN'S CENTER FOR INTEGRATED ARTS	87	82	50	73		70	67	71	YES	MAYBE
WEQUIOCK ELEMENTARY CHILDREN'S CENTER FOR ENVIRONMENTAL SCIENCE	75	61	70	60		73	77	69	YES	YES
WILDER ELEMENTARY	68	69	86	87		90	57	76	NO	YES
MIDDLE	86	84	73	74	69	70	61	74		
EDISON MIDDLE	91	88	55	89	77	81	61	77	NO	YES
FRANKLIN MIDDLE	85	82	70	64	61	61	62	69	NO	YES
LOMBARDI MIDDLE	79	79	98	70	64	67	62	74	NO	YES
WASHINGTON MIDDLE	90	87	67	71	73	68	61	74	NO	NO
HIGH	90	83	83	71	73	76	64	77		
EAST HIGH	89	85	88	68	71	74	68	78	NO	NO
PREBLE HIGH	96	82	77	88	81	91	65	83	NO	YES
SOUTHWEST HIGH	88	81	92	71	65	75	64	77	NO	YES
WEST HIGH	87	84	77	56	73	64	58	71	NO	NO
OTHER	87	85	61	78	63	75	71	74		
RED SMITH (K-8)	92	89	93		73	72	75	82	NO	YES
ALDO LEOPOLD COMMUNITY SCHOOL (K-8)	94	91	41	74	52	86	69	72	NO	NO
LEONARDO DA VINCI SCHOOL FOR GIFTED LEARNERS (K-8)	92	93	10	82		74	70	70	YES	NO
MINOKA-HILL SCHOOL (K-12)	92	92	100				78	91	NO	MAYBE
JOHN DEWEY ACADEMY OF LEARNING (6-12)	67	62				70	64	66	N/A	N/A
TOTAL	87	82	66	69	68	69	67	72		

FACILITY AND EDUCATIONAL ADEQUACY SCORE



SUMMARY MAPS

Elementary, Middle and High School buildings and boundaries are located on the maps.

The traffic light position indicators correlate to the Facility and Educational Adequacy Score.

Information on the capacity, maximum projected enrollment and the number of open seats at the maximum project enrollment are shown in each boundary.


HIGH SCHOOLS

KEY:


CAP: CALCULATED CAPACITY

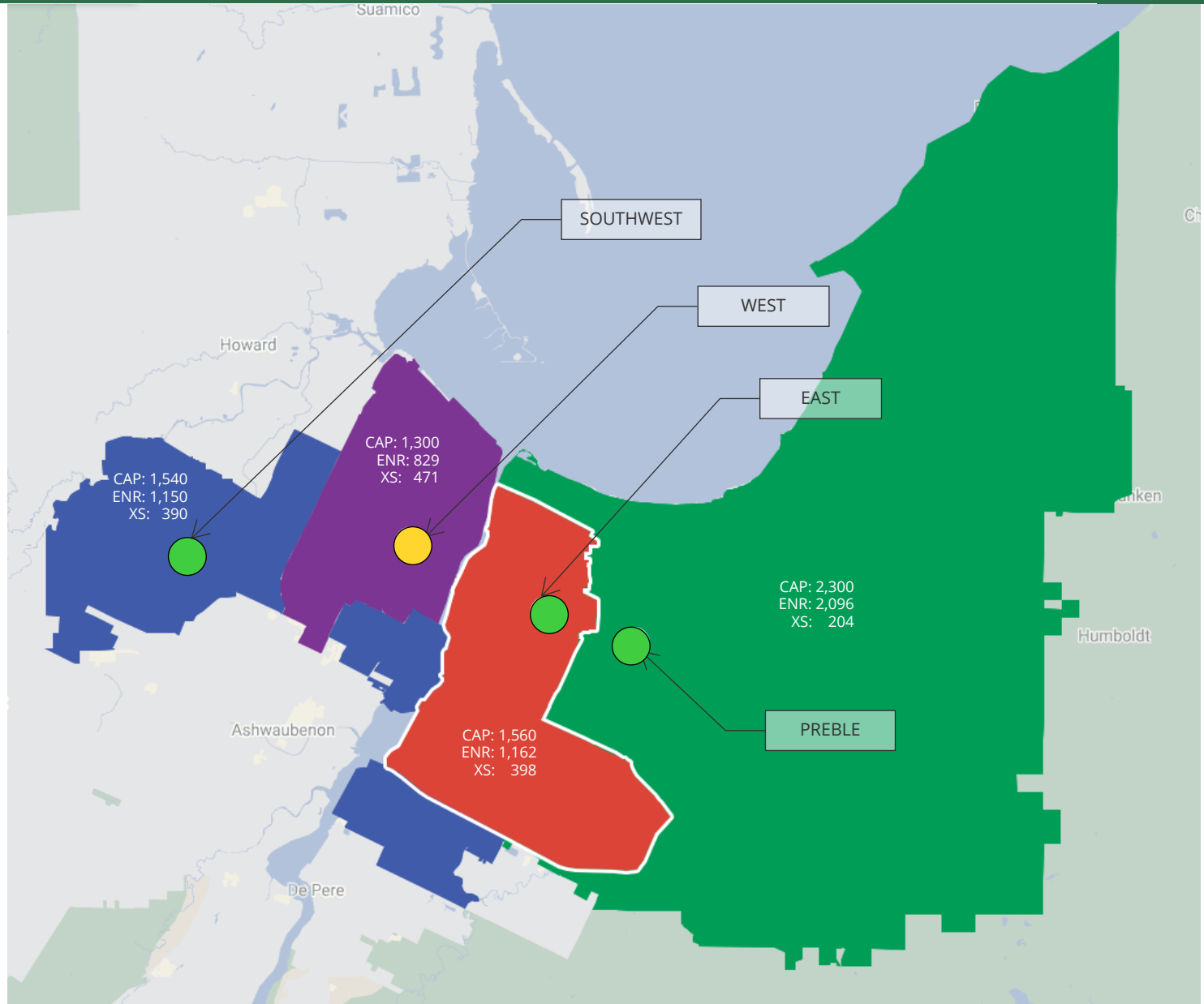
ENR: MAX PROJECTED ENROLLMENT

XS: SPARE SEATS AT MAX PROJECTED ENROLLMENT

 SCORE ABOVE 75

 SCORE BETWEEN 50-75

 SCORE BELOW 50



CAPACITY ASSESSMENT

1 Elementary Schools

- The capacities of Elementary Schools was calculated by multiplying the number of standard classrooms by the average of the Board’s guidelines for classroom size for Elementary Schools, i.e. 25.

2 Middle and High Schools

- Data from the Master Schedules for the Middle and High Schools was analyzed. Calculations are made taking the Room usage data, subject, periods per day and number of students in each class. This parsed into a room’s predominant use. The calculated number of enrolled students is cross-checked against the recorded enrollment number and the number of students in classes during each period.
- A multiplication factor is used on the data created at previous phase. This maintains the current proportions of students for each class. The multiplier is tested using number of students for a class per the Board’s guidelines, and preferred classroom utilization of between 75-85% depending on how many periods there are per day.
- The final capacity number is a result of this iterative process with the aim of balancing the number of classes for each subject with the number of available teaching stations. The constraining factor is often the number of

specialist teaching stations as there is less flexibility for how they can be used.

Enrollment, capacity and building area data were used to test the schools for area per student against recommendations.

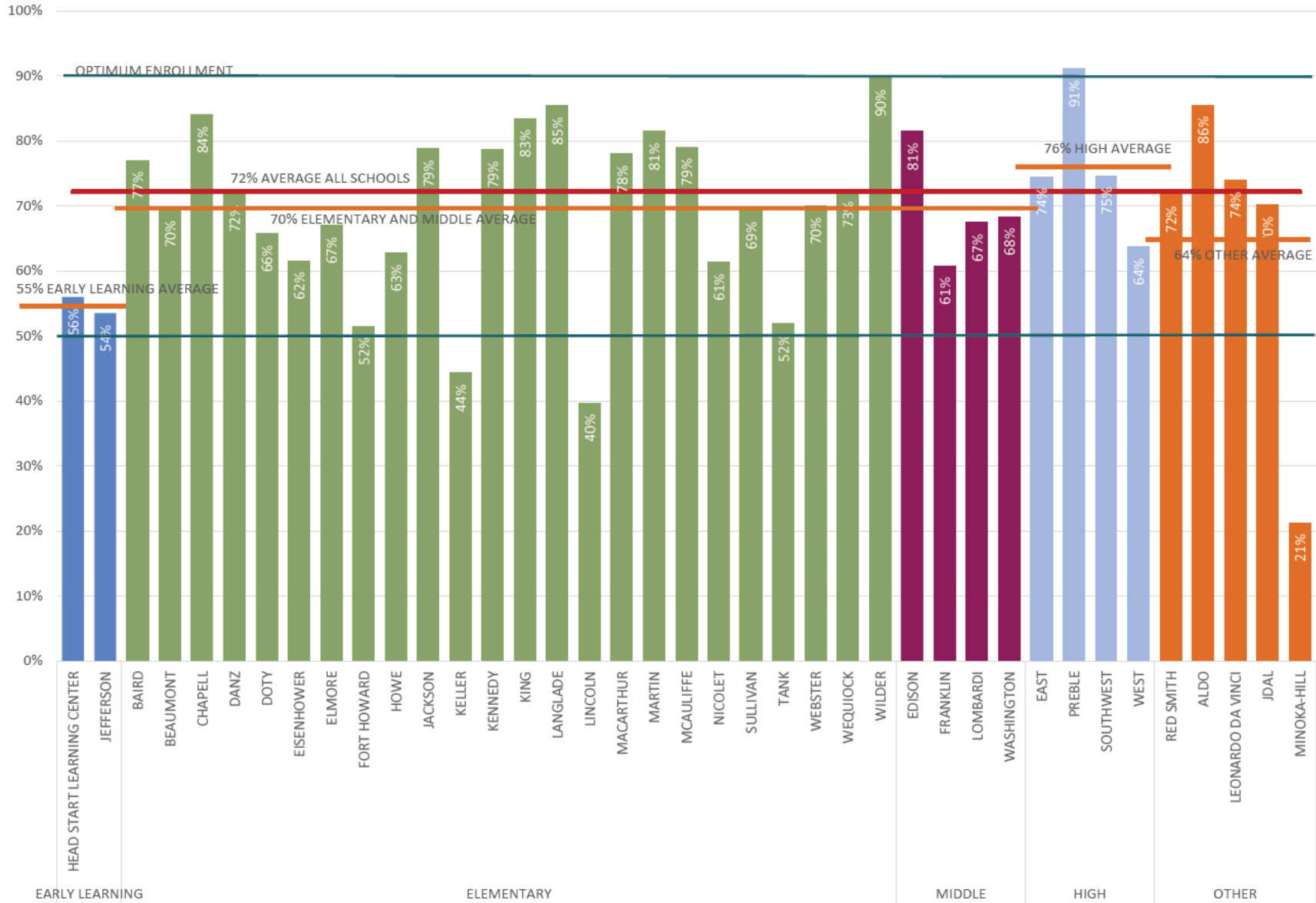
CAPACITY SUMMARY

	SITE AREA (ACRES)	BUILDING AREA (SF)	CALCULATED IDEAL CAPACITY	SF/STUDENT @ CAPACITY	CURRENT ENROLLMENT (21-22)	SF/STUDENT @ CURRENT ENROLLMENT	% OF XS SEATS @ CURRENT
EARLY LEARNING	8.8	55,721	400	139	219	257	55%
HEAD START LEARNING CENTER	6.3	18,130	200	91	112	162	56%
JEFFERSON	2.5	37,591	200	188	107	351	54%
ELEMENTARY	171.2	1,470,895	11,200	135	7,799	206	70%
BAIRD	10.7	100,735	700	144	527	191	77%
BEAUMONT	2.6	47,079	325	145	223	211	70%
CHAPELL	5.9	56,997	450	127	371	154	84%
DANZ	5.9	81,057	750	108	548	148	72%
DOTY	11.6	56,270	400	141	270	208	66%
EISENHOWER	4.0	81,123	750	108	469	173	62%
ELMORE	2.9	50,781	400	127	265	192	67%
FORT HOWARD	1.7	62,087	425	146	236	263	52%
HOWE	3.1	80,718	575	140	370	218	63%
JACKSON	5.3	62,980	500	126	384	164	79%
KELLER	9.4	56,270	325	173	143	393	44%
KENNEDY	18.6	62,601	375	167	280	224	79%
KING	4.2	62,128	375	166	305	204	83%
LANGLADE	7.2	46,738	350	134	286	163	85%
LINCOLN	3.7	56,949	350	163	151	377	40%
MACARTHUR	5.7	41,300	350	118	271	152	78%
MARTIN	7.9	66,526	475	140	357	186	81%
MCAULIFFE	22.2	56,655	550	103	431	131	79%
NICOLET	1.9	72,000	500	144	309	233	61%
SULLIVAN	4.8	96,887	900	108	630	154	69%
TANK	3.7	38,107	325	117	165	231	52%
WEBSTER	6.7	57,394	400	143	290	198	70%
WEQUIOCK	11.4	27,347	175	156	105	260	73%
WILDER	10.0	50,166	475	106	413	121	90%
MIDDLE	58.3	752,630	4,400	161	3,315	220	70%
EDISON	11.9	203,041	1,280	144	1,136	162	81%
FRANKLIN	17.8	195,013	1,080	170	708	259	61%
LOMBARD	23.1	205,110	1,060	186	757	260	67%
WASHINGTON	5.5	149,466	980	143	714	197	68%
HIGH	91.8	1,368,829	6,700	198	5,012	280	76%
EAST	20.2	327,918	1,560	202	1,080	292	74%
PREBLE	28.1	424,195	2,300	178	2,029	202	91%
SOUTHWEST	33.3	331,102	1,540	206	1,115	284	75%
WEST	10.2	285,614	1,300	208	788	343	64%
OTHER	21.1	362,184	2,663	130	2,013	261	70%
RED SMITH	12.6	170,730	1,151	147	849	199	72%
ALDO	3.7	86,939	635	133	537	157	86%
LEONARDO DA VINC	1.9	38,000	370	103	370	103	100%
JDAL	1.3	37,835	305	124	214	177	70%
MINOKA-HILL	1.6	28,680	202	142	43	667	21%
TOTAL	351.2	4,010,259	25,363	144	18,358	225	70%

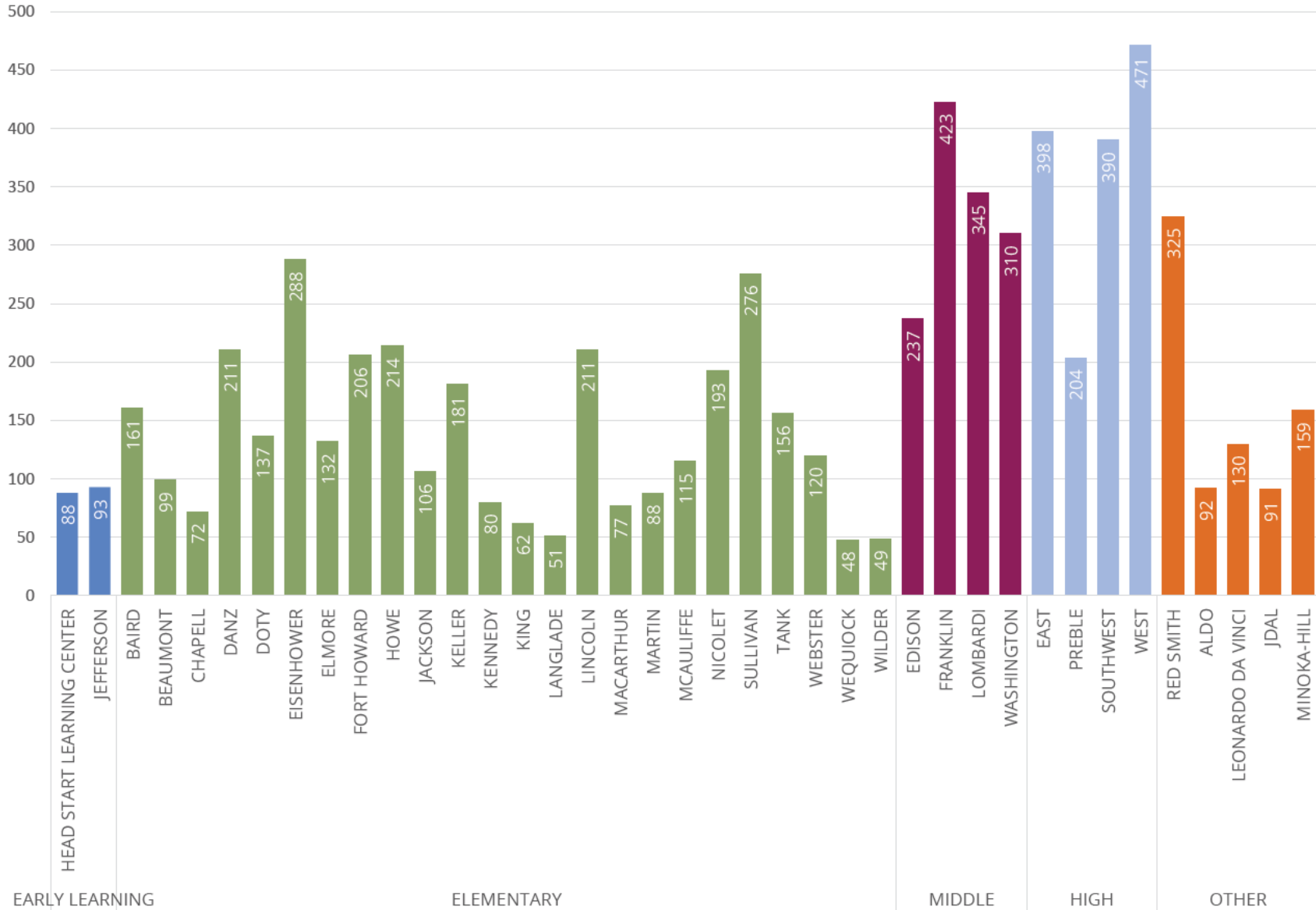
CAPACITY SUMMARY

	SITE AREA (ACRES)	BUILDING AREA (SF)	CALCULATED IDEAL CAPACITY	MAX PROJECTED ENROLLMENT	SF/STUDENT @ MAX PROJECTED ENROLLMENT	XS SEATS @ MAX ENROLLMENT	% OF OPEN SEATS @ MAX ENROLLMENT
EARLY LEARNING	8.8	55,721	400	219	257	181	45%
HEAD START LEARNING CENTER	6.3	18,130	200	112	162	88	44%
JEFFERSON	2.5	37,591	200	107	351	93	47%
ELEMENTARY	171.2	1,470,895	11,200	7,867	205	3,333	31%
BAIRD	10.7	100,735	700	539	187	161	25%
BEAUMONT	2.6	47,079	325	226	208	99	31%
CHAPPELL	5.9	56,997	450	378	151	72	18%
DANZ	5.9	81,057	750	539	150	211	27%
DOTY	11.6	56,270	400	263	214	137	33%
EISENHOWER	4.0	81,123	750	462	176	288	37%
ELMORE	2.9	50,781	400	268	189	132	34%
FORT HOWARD	1.7	62,087	425	219	284	206	44%
HOWE	3.1	80,718	575	361	224	214	36%
JACKSON	5.3	62,980	500	394	160	106	23%
KELLER	9.4	56,270	325	144	391	181	56%
KENNEDY	18.6	62,601	375	295	212	80	25%
KING	4.2	62,128	375	313	198	62	19%
LANGLADE	7.2	46,738	350	299	156	51	18%
LINCOLN	3.7	56,949	350	139	410	211	57%
MACARTHUR	5.7	41,300	350	273	151	77	23%
MARTIN	7.9	66,526	475	387	172	88	25%
MCAULIFFE	22.2	56,655	550	435	130	115	22%
NICOLET	1.9	72,000	500	307	235	193	38%
SULLIVAN	4.8	96,887	900	624	155	276	30%
TANK	3.7	38,107	325	169	225	156	49%
WEBSTER	6.7	57,394	400	280	205	120	28%
WEQUIOCK	11.4	27,347	175	127	215	48	40%
WILDER	10.0	50,166	475	426	118	49	13%
MIDDLE	58.3	752,630	4,400	3,085	235	1,315	25%
EDISON	11.9	203,041	1,280	1,043	177	237	11%
FRANKLIN	17.8	195,013	1,080	657	280	423	34%
LOMBARD	23.1	205,110	1,060	715	275	345	29%
WASHINGTON	5.5	149,466	980	670	210	310	27%
HIGH	91.8	1,368,829	6,700	5,237	267	1,463	27%
EAST	20.2	327,918	1,560	1,162	272	398	31%
PREBLE	28.1	424,195	2,300	2,096	195	204	12%
SOUTHWEST	33.3	331,102	1,540	1,150	275	390	28%
WEST	10.2	285,614	1,300	829	326	471	39%
OTHER	21.1	362,184	2,663	1,996	261	667	30%
RED SMITH	12.6	170,730	1,151	826	205	325	26%
ALDO	3.7	86,939	635	543	155	92	15%
LEONARDO DA VINC	1.9	38,000	370	370	103	0	0%
JDAL	1.3	37,835	305	214	177	91	30%
MINOKA-HILL	1.6	28,680	202	43	667	159	79%
TOTAL	351.2	4,010,259	25,363	18,404	224	6,959	31%

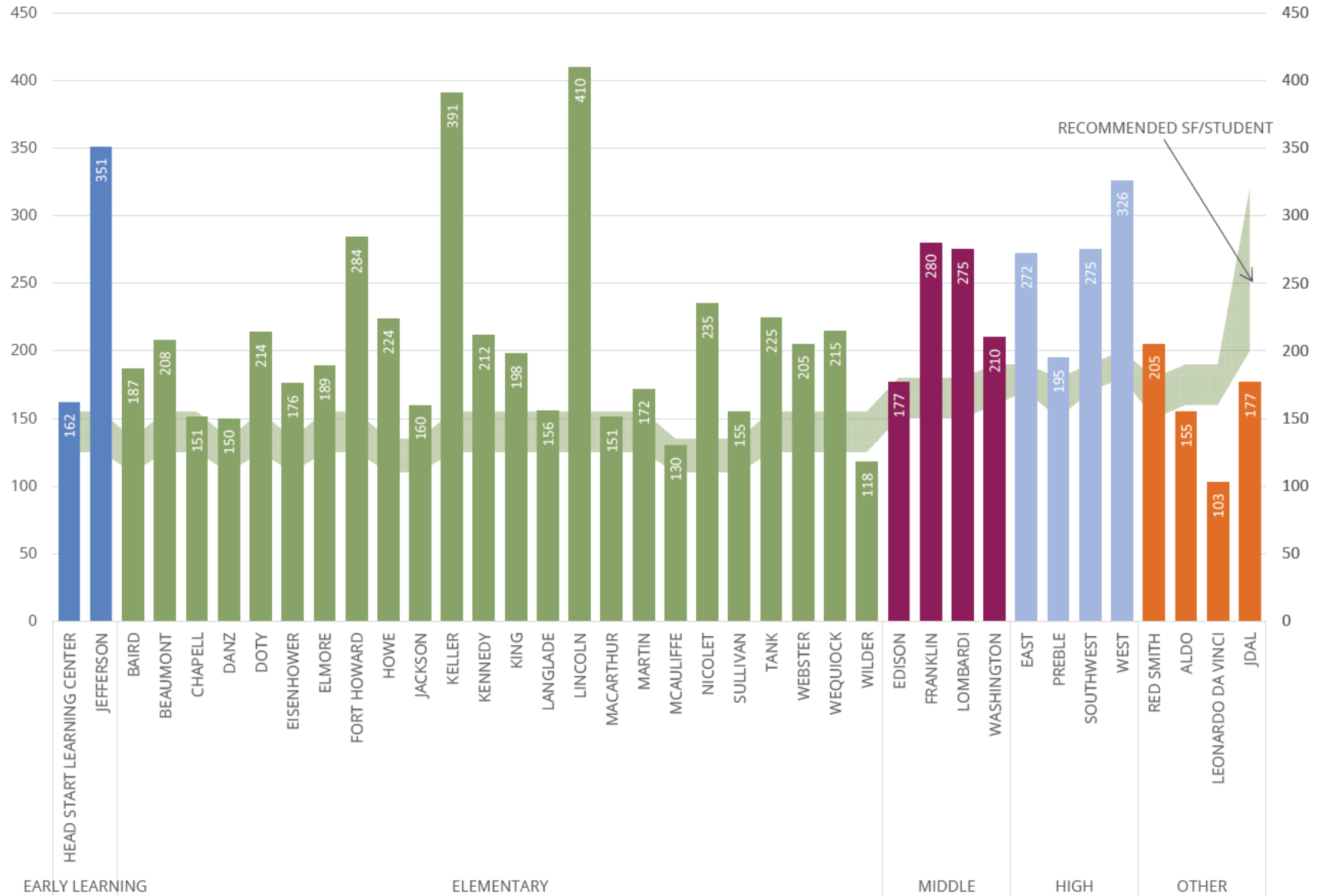
PERCENTAGE OF MAXIMUM ENROLLMENT TO CAPACITY



OPEN SEATS AT MAXIMUM CAPACITY



SF PER STUDENT



	Building	CAPACITY	AVERAGE CAPACITY BY TYPE	MAX PROJECTED ENROLLMENT	SPARE SEATS AT 90%	POTENTIAL SCHOOL CLOSURES
EARLY LEARNING		400	200	219	141	0.7
ELEMENTARY		11,200	467	7,867	2,218	4.8
MIDDLE	EDISON	1,280	1,280	1,043	109	
	FRANKLIN	1,080	1,080	657	315	
	LOMBARDI	1,060	1,060	715	239	
	WASHINGTON	980	980	670	212	
MIDDLE Total		4,400	1,100	3,085	875	0.8
HIGH	EAST	1,560	1,560	1,162	242	
	PREBLE	2,300	2,300	2,096	-26	
	SOUTHWEST	1,540	1,540	1,150	236	
	WEST	1,300	1,300	829	341	
HIGH Total		6,700	1,675	5,237	793	0.5
OTHER	RED SMITH	1,151	1,151	826	210	
	ALDO	635	635	543	29	
	LEONARDO DA VINCI	500	500	370	80	
	JDAL	305	305	214	61	
	MINOKA-HILL	202	202	43	139	
OTHER Total		2,793	559	1,996	519	0.9

COMMUNITY DATA GATHERING

The more voices that are heard in the process helps to identify what issues the users of the buildings experience and reinforce the findings of the assessment team.

In order to hear from different groups of stakeholder, online surveys were used. These were made available to:

- Principals
- Educators
- Students
- Parents
- Other District Staff

Groups were able to score the buildings according to the factors used in the Architect's Educational Adequacy scorecard where they had experience in using the buildings.

Parents were asked to rank the importance of these factors in school design.

The charts generated from these surveys follow. Open ended comments were also received and are included in the Appendices.

As indicated earlier, the Principals of each school were interviewed by the architects to gain valuable insight into what is working well and where the areas for improvement are. This was followed up by a tour round the facility.








ASSESSMENT OF DESIGN ELEMENTS PRESENT

	VARIETY OF LEARNING SETTINGS						CONNECTION AND FLEXIBLE SPACES						IDENTITY AND COMMUNITY				INDOOR ENVIRONMENT				SUMMARY			BAR CHART SUMMARY				
	INDIVIDUAL	ONE-ON-ONE	COLLABORATIVE SPACE	PRESENTATION	LARGE GROUP	OUTDOOR LEARNING SPACES	VARIETY OF FURNITURE TYPES	MULTIPURPOSE SPACE	SPACES THAT CAN BE RECONFIGURED	VISUAL CONNECTION	SUPERVISABLE SPACES	MOBILE FURNITURE	CONNECTION TO OUTDOORS	WELCOMING ENTRY	SCHOOL BRANDING	CELEBRATE STUDENT WORK	BUILDING AS A TEACHING TOOL	SPACES FOR COMMUNITY	NATURAL LIGHT	GOOD ARTIFICIAL LIGHTING	GOOD ACOUSTICS	GOOD INDOOR AIR QUALITY	TECHNOLOGY THAT SUPPORTS LEARNING		ADA ACCESSIBILITY	TOTAL SCORE	COUNT	AVERAGE SCORE
EARLY LEARNING	25.0	25.0	25.0	0.0	25.0	0.0	0.0	0.0	0.0	0.0	25.0	0.0	0.0	3.0	5.0	5.0	4.0	5.0	5.0	5.0	5.0	4.0	4.0	3.0	100	1	4.2	
JEFFERSON HEAD START LEARNING CENTER	25.0	25.0	25.0	0.0	25.0	0.0	0.0	0.0	0.0	0.0	25.0	0.0	0.0	3.0	5.0	5.0	4.0	5.0	5.0	5.0	4.0	4.0	3.0	100	1	4.2		
ELEMENTARY	8.7	9.5	10.4	0.0	10.5	0.0	0.0	8.0	2.0	1.4	3.2	6.5	3.9	2.8	3.2	3.3	2.4	2.4	2.7	2.7	2.4	2.6	3.0	2.9	8,473	147	2.4	
BAIRD ELEMENTARY	14.3	14.3	25.0	0.0	17.9	0.0	0.0	0.0	0.0	10.7	7.1	3.6	3.6	3.9	4.0	4.0	3.0	4.1	5.0	4.1	3.4	3.4	3.7	4.6	591	7	3.5	
BEAUMONT ELEMENTARY	6.3	6.3	0.0	0.0	6.3	0.0	0.0	12.5	0.0	0.0	0.0	6.3	6.3	1.5	3.3	2.5	1.0	1.5	1.5	2.0	1.5	1.3	1.5	133	4	1.4		
CHAPPELL ELEMENTARY	0.0	0.0	0.0	0.0	25.0	0.0	0.0	0.0	0.0	0.0	0.0	12.5	12.5	3.0	4.0	3.5	3.0	2.5	2.5	2.0	2.5	2.0	3.0	3.5	111	2	2.3	
DANZ ELEMENTARY	8.3	13.9	22.2	0.0	19.4	0.0	0.0	19.4	2.8	0.0	2.8	0.0	0.0	2.6	3.4	4.2	3.0	4.1	3.6	3.6	3.2	3.1	4.3	3.3	684	9	3.2	
DOTY ELEMENTARY	12.5	16.7	12.5	0.0	4.2	0.0	0.0	12.5	0.0	0.0	4.2	4.2	4.2	3.5	3.8	4.0	3.0	2.0	2.5	2.7	2.0	3.0	3.7	3.3	404	6	2.8	
EISENHOWER ELEMENTARY	10.0	10.0	25.0	0.0	0.0	0.0	0.0	10.0	0.0	5.0	5.0	5.0	0.0	2.6	3.4	3.8	2.8	2.0	3.6	3.4	3.2	3.6	4.4	3.8	307	5	2.6	
ELMORE ELEMENTARY	9.1	4.5	4.5	0.0	2.3	0.0	0.0	2.3	4.5	0.0	0.0	15.9	2.3	2.4	3.2	2.4	2.1	1.5	2.6	2.7	1.6	2.7	2.9	2.0	508	11	1.9	
FORT HOWARD ELEMENTARY	12.5	25.0	0.0	0.0	12.5	0.0	0.0	0.0	0.0	0.0	12.5	12.5	0.0	4.0	4.0	3.5	3.5	3.0	4.0	4.0	4.0	4.0	4.0	4.0	138	2	2.9	
HOWE ELEMENTARY COMMUNITY SCHOOL	4.2	8.3	8.3	0.0	16.7	0.0	0.0	16.7	0.0	0.0	0.0	8.3	0.0	2.3	3.0	3.2	1.8	2.2	2.3	2.3	2.0	2.3	1.7	2.5	295	6	2.0	
JACKSON ELEMENTARY	16.7	25.0	12.5	0.0	16.7	0.0	0.0	4.2	4.2	4.2	8.3	4.2	0.0	4.0	2.8	3.3	2.3	2.7	3.7	3.0	3.0	3.0	2.5	2.7	395	6	2.7	
KELLER ELEMENTARY	6.3	12.5	6.3	0.0	0.0	0.0	0.0	12.5	6.3	0.0	0.0	6.3	0.0	3.3	3.8	3.5	1.8	2.3	1.8	1.8	1.8	2.3	2.3	2.8	191	4	2.0	
KENNEDY ELEMENTARY	2.9	5.9	11.8	0.0	10.3	0.0	0.0	7.4	1.5	0.0	5.9	2.9	7.4	1.9	2.3	2.8	2.2	2.2	1.7	2.0	1.9	2.1	2.8	2.2	927	17	2.3	
KING ELEMENTARY CHILDREN'S CENTER FOR ENGINEERING	8.3	8.3	8.3	0.0	8.3	0.0	0.0	8.3	4.2	0.0	12.5	0.0	4.5	4.2	2.7	2.0	2.0	2.0	2.0	1.8	2.2	3.7	2.5	326	6	2.3		
LANGLADE ELEMENTARY	10.0	5.0	0.0	0.0	0.0	0.0	0.0	0.0	0.0	0.0	5.0	15.0	5.0	3.2	3.6	4.0	2.8	2.0	2.8	2.8	2.8	2.2	3.2	3.2	274	5	2.3	
LINCOLN ELEMENTARY	0.0	25.0	0.0	0.0	0.0	0.0	0.0	0.0	0.0	0.0	0.0	25.0	0.0	5.0	4.0	4.0	4.0	3.0	3.0	5.0	4.0	4.0	5.0	4.0	78	1	3.3	
MACARTHUR ELEMENTARY	5.0	5.0	7.5	0.0	7.5	0.0	0.0	5.0	0.0	2.5	10.0	7.5	0.0	2.9	3.4	3.2	2.6	2.3	2.0	2.5	1.8	2.2	2.1	2.7	533	10	2.2	
MARTIN ELEMENTARY	12.5	18.8	25.0	0.0	25.0	0.0	0.0	6.3	0.0	6.3	6.3	6.3	0.0	2.5	2.5	3.8	2.3	3.3	3.8	3.0	3.0	2.8	3.5	3.5	286	4	3.0	

EDUCATORS ASSESSMENT OF DESIGN ELEMENTS PRESENT

	VARIETY OF LEARNING SETTINGS						CONNECTION AND FLEXIBLE SPACES						IDENTITY AND COMMUNITY				INDOOR ENVIRONMENT				SUMMARY			BAR CHART SUMMARY				
	INDIVIDUAL	ONE-ON-ONE	COLLABORATIVE SPACE	PRESENTATION	LARGE GROUP	OUTDOOR LEARNING SPACES	VARIETY OF FURNITURE TYPES	MULTIPURPOSE SPACE	SPACES THAT CAN BE RECONFIGURED	VISUAL CONNECTION	SUPERVISABLE SPACES	MOBILE FURNITURE	CONNECTION TO OUTDOORS	WELCOMING ENTRY	SCHOOL BRANDING	CELEBRATE STUDENT WORK	BUILDING AS A TEACHING TOOL	SPACES FOR COMMUNITY	NATURAL LIGHT	GOOD ARTIFICIAL LIGHTING	GOOD ACOUSTICS	GOOD INDOOR AIR QUALITY	TECHNOLOGY THAT SUPPORTS LEARNING		ADA ACCESSIBILITY	TOTAL SCORE	COUNT	AVERAGE SCORE
MCAULIFFE ELEMENTARY	0.0	0.0	0.0	0.0	0.0	0.0	0.0	12.5	12.5	0.0	0.0	0.0	0.0	3.5	4.5	4.5	1.0	3.5	3.5	3.0	3.0	3.0	3.0	4.5	101	2	2.1	
NICOLET ELEMENTARY	5.0	5.0	10.0	0.0	20.0	0.0	0.0	20.0	0.0	0.0	0.0	0.0	5.0	3.0	3.2	2.6	2.2	2.2	2.4	2.2	2.4	2.4	2.0	2.8	262	5	2.2	
SULLIVAN ELEMENTARY	8.3	8.3	10.0	0.0	11.7	0.0	0.0	8.3	3.3	0.0	1.7	3.3	8.3	2.1	2.3	2.5	2.0	1.8	2.7	2.5	2.2	2.3	2.7	2.7	715	15	2.0	
TANK ELEMENTARY	10.7	3.6	3.6	0.0	7.1	0.0	0.0	3.6	0.0	0.0	0.0	17.9	3.6	2.0	2.6	3.1	1.6	1.4	2.0	2.6	2.0	2.1	2.6	2.6	306	7	1.8	
WEBSTER ELEMENTARY CHILDREN'S CENTER FOR INTEGRATED ARTS	18.8	12.5	6.3	0.0	15.6	0.0	0.0	9.4	3.1	0.0	0.0	0.0	12.5	3.6	4.0	4.3	3.1	2.4	3.4	3.5	3.5	3.4	3.6	3.6	550	8	2.9	
WILDER ELEMENTARY	10.0	10.0	10.0	0.0	10.0	0.0	0.0	15.0	0.0	0.0	0.0	5.0	5.0	4.0	4.2	4.2	3.6	3.2	3.2	3.6	3.6	3.8	3.2	4.0	358	5	3.0	
MIDDLE	6.3	8.9	9.4	0.0	17.4	0.0	0.0	10.3	2.2	1.3	0.9	7.1	3.1	3.1	4.0	3.3	2.8	2.9	2.7	2.9	2.8	2.9	3.3	3.2	3,409	56	2.5	
EDISON MIDDLE	8.3	8.3	12.5	0.0	20.8	0.0	0.0	8.3	6.3	2.1	2.1	4.2	2.1	3.3	4.6	3.7	3.3	3.5	2.1	2.6	2.3	2.8	3.2	3.3	796	12	2.8	
FRANKLIN MIDDLE	2.1	8.3	8.3	0.0	18.8	0.0	0.0	6.3	4.2	2.1	2.1	8.3	2.1	2.9	3.8	2.8	2.2	2.3	2.8	2.9	3.2	3.3	3.3	3.3	667	12	2.3	
LOMBARDI MIDDLE	4.2	8.3	8.3	0.0	12.5	0.0	0.0	10.4	0.0	0.0	0.0	10.4	4.2	3.2	3.8	3.4	3.2	3.0	2.9	3.1	2.8	2.8	3.7	2.8	714	12	2.5	
RED SMITH (K-8)	7.5	10.0	7.5	0.0	17.5	0.0	0.0	15.0	0.0	0.0	0.0	2.5	7.5	3.3	4.4	3.9	3.3	3.6	3.2	3.7	3.2	3.7	3.3	3.8	674	10	2.8	
WASHINGTON MIDDLE	10.0	10.0	10.0	0.0	17.5	0.0	0.0	12.5	0.0	2.5	0.0	10.0	0.0	2.9	3.6	2.7	2.2	2.1	2.7	2.5	2.6	2.2	3.0	2.7	558	10	2.3	
HIGH	8.2	9.0	11.7	0.0	14.8	0.0	0.0	9.4	1.6	1.6	2.0	9.0	1.6	3.4	3.7	3.1	2.7	2.8	2.7	3.3	3.0	2.7	3.5	3.1	3,915	64	2.5	
EAST HIGH	8.9	7.1	8.9	0.0	14.3	0.0	0.0	7.1	0.0	3.6	1.8	8.9	3.6	3.6	3.4	3.1	2.2	2.9	2.6	3.4	3.0	2.6	3.4	3.1	809	14	2.4	
PREBLE HIGH	9.0	10.0	12.0	0.0	15.0	0.0	0.0	10.0	3.0	1.0	1.0	9.0	1.0	3.3	3.8	3.2	2.6	2.6	2.3	3.4	3.0	2.6	3.5	3.0	1,591	25	2.7	
SOUTHWEST HIGH	5.0	5.0	10.0	0.0	12.5	0.0	0.0	5.0	2.5	2.5	2.5	10.0	2.5	2.8	3.6	2.9	2.8	2.3	2.5	2.9	3.1	2.4	3.1	2.9	544	10	2.3	
WEST HIGH	8.3	11.7	15.0	0.0	16.7	0.0	0.0	13.3	0.0	0.0	3.3	8.3	0.0	3.7	3.9	3.3	3.1	3.2	3.5	3.0	2.9	2.9	3.7	3.2	971	15	2.7	







EDUCATORS ASSESSMENT OF DESIGN ELEMENTS PRESENT

	VARIETY OF LEARNING SETTINGS						CONNECTION AND FLEXIBLE SPACES						IDENTITY AND COMMUNITY						INDOOR ENVIRONMENT						SUMMARY			BAR CHART SUMMARY
	INDIVIDUAL	ONE-ON-ONE	COLLABORATIVE SPACE	PRESENTATION	LARGE GROUP	OUTDOOR LEARNING SPACES	VARIETY OF FURNITURE TYPES	MULTIPURPOSE SPACE	SPACES THAT CAN BE RECONFIGURED	VISUAL CONNECTION	SUPERVISABLE SPACES	MOBILE FURNITURE	CONNECTION TO OUTDOORS	WELCOMING ENTRY	SCHOOL BRANDING	CELEBRATE STUDENT WORK	BUILDING AS A TEACHING TOOL	SPACES FOR COMMUNITY	NATURAL LIGHT	GOOD ARTIFICIAL LIGHTING	GOOD ACOUSTICS	GOOD INDOOR AIR QUALITY	TECHNOLOGY THAT SUPPORTS LEARNING	ADA ACCESSIBILITY	TOTAL SCORE	COUNT	AVERAGE SCORE	
OTHER	11.5	14.9	14.2	0.0	7.4	0.0	0.0	10.8	0.7	0.7	0.0	11.5	1.4	3.2	3.3	3.0	2.9	2.4	3.1	3.4	2.5	2.9	3.2	3.0	2,248	37	2.5	
ALDO LEOPOLD COMMUNITY SCHOOL (K-8)	6.3	10.4	10.4	0.0	12.5	0.0	0.0	6.3	0.0	0.0	0.0	16.7	2.1	2.9	3.1	3.7	2.9	2.5	4.0	3.8	2.6	3.3	2.8	2.5	759	12	2.6	
LEONARDO DA VINCI SCHOOL FOR GIFTED LEARNERS (K-8)	12.5	12.5	0.0	0.0	0.0	0.0	0.0	0.0	0.0	0.0	0.0	25.0	0.0	4.5	4.5	4.0	3.0	2.0	4.0	4.5	4.0	4.0	3.5	4.0	138	2	2.9	
GBAPS ONLINE SCHOOL (4K-5)	16.7	25.0	25.0	0.0	16.7	0.0	0.0	8.3	0.0	0.0	0.0	16.7	0.0	4.0	3.3	2.7	4.7	4.3	3.0	4.0	3.7	4.0	5.0	4.7	241	3	3.3	
JOHN DEWEY ACADEMY OF LEARNING	4.2	12.5	20.8	0.0	4.2	0.0	0.0	4.2	4.2	0.0	0.0	16.7	0.0	3.0	3.3	2.8	2.7	2.5	4.2	3.2	2.3	2.8	3.5	3.0	366	6	2.5	
DR. ROSA MINOKA-HILL SCHOOL	17.9	17.9	14.3	0.0	3.6	0.0	0.0	19.6	0.0	1.8	0.0	1.8	1.8	3.1	3.4	2.4	2.5	1.8	1.9	2.7	2.0	2.3	3.0	3.0	744	14	2.2	
AVERAGE	8.5	10.0	11.0	0.0	12.4	0.0	0.0	9.0	1.8	1.3	2.2	7.7	3.0	3.0	3.5	3.2	2.6	2.5	2.8	3.0	2.6	2.7	3.2	3.0	18,145	305	2.5	

STUDENTS ASSESSMENT OF DESIGN ELEMENTS PRESENT

	VARIETY OF LEARNING SETTINGS							CONNECTION AND FLEXIBLE SPACES						IDENTITY AND COMMUNITY					INDOOR ENVIRONMENT					SUMMARY			BAR CHART SUMMARY	
	INDIVIDUAL	ONE-ON-ONE	COLLABORATIVE SPACE	PRESENTATION	LARGE GROUP	OUTDOOR LEARNING SPACES	VARIETY OF FURNITURE TYPES	MULTIPURPOSE SPACE	SPACES THAT CAN BE RECONFIGURED	VISUAL CONNECTION	SUPERVISABLE SPACES	MOBILE FURNITURE	CONNECTION TO OUTDOORS	WELCOMING ENTRY	SCHOOL BRANDING	CELEBRATE STUDENT WORK	BUILDING AS A TEACHING TOOL	SPACES FOR COMMUNITY	NATURAL LIGHT	GOOD ARTIFICIAL LIGHTING	GOOD ACOUSTICS	GOOD INDOOR AIR QUALITY	TECHNOLOGY THAT SUPPORTS LEARNING	ADA ACCESSIBILITY	TOTAL SCORE	COUNT		AVERAGE SCORE
MIDDLE	3.1	2.2	3.8	3.0	2.9	1.1	1.6	2.9	2.5	2.4	2.3	3.0	1.7	3.4	3.9	3.3	3.4	3.3	3.3	3.7	3.2	3.6	4.1	4.1	6,648	143	1.9	
EDISON MIDDLE	2.9	2.6	4.0	3.3	3.0	1.4	1.5	2.9	2.9	2.1	2.6	2.8	1.8	3.4	3.9	3.3	3.5	3.5	3.5	3.9	3.2	3.6	4.2	4.1	2,467	52	2.0	
FRANKLIN MIDDLE	3.2	2.3	4.2	3.1	2.4	1.6	1.6	3.1	2.4	3.2	2.9	3.5	1.8	3.6	4.1	3.5	3.6	3.5	3.5	3.9	3.5	3.8	4.4	4.3	1,533	31	2.1	
LOMBARDI MIDDLE	3.4	2.0	3.9	3.2	3.4	0.5	2.0	3.4	1.6	2.3	2.5	3.6	1.8	3.4	4.0	3.0	3.6	3.0	2.9	3.5	3.2	3.3	3.9	4.0	989	22	1.9	
RED SMITH (K-8)	3.2	1.6	3.4	2.6	3.0	0.6	1.8	2.8	2.4	2.4	1.2	3.2	0.8	3.2	4.1	3.4	3.2	3.0	3.1	3.4	3.1	3.6	3.6	3.9	1,098	25	1.8	
WASHINGTON MIDDLE	2.7	2.3	3.1	2.3	2.3	0.8	0.8	1.5	2.7	1.9	1.9	1.2	2.3	3.6	3.2	3.2	2.8	3.2	2.8	3.7	3.2	3.7	3.8	4.1	561	13	1.8	
HIGH	3.0	2.3	3.4	2.8	2.6	0.5	1.2	2.8	1.9	1.8	1.9	2.4	1.4	3.2	3.9	3.0	2.9	2.9	2.7	3.3	3.0	3.1	3.7	3.5	6,313	153	1.7	
EAST HIGH	4.0	2.8	2.8	3.3	2.5	1.0	2.3	3.0	0.8	2.0	2.3	2.5	2.0	3.6	3.7	3.5	3.4	3.7	3.1	3.6	3.5	3.5	4.2	4.1	929	20	1.9	
PREBLE HIGH	2.7	1.8	3.6	2.9	2.8	0.3	1.2	2.7	2.2	1.8	1.7	2.7	1.1	3.1	4.0	2.9	2.7	2.7	2.4	3.2	2.8	3.0	3.6	3.4	2,908	73	1.7	
SOUTHWEST HIGH	2.6	2.4	3.0	2.6	2.3	0.4	0.4	3.0	2.0	1.4	1.5	1.6	1.9	3.1	3.9	3.0	3.1	2.9	2.8	3.3	2.9	2.9	3.8	3.5	1,496	37	1.7	
WEST HIGH	4.1	3.0	4.1	2.4	2.4	0.4	1.7	2.8	2.0	2.4	2.8	2.2	1.1	3.3	4.0	3.0	3.1	2.8	2.9	3.2	3.0	3.2	3.9	3.3	980	23	1.8	
OTHER	1.7	1.8	2.4	2.6	2.0	0.3	1.5	2.1	1.9	1.5	1.6	2.3	1.2	2.6	2.5	2.5	2.4	2.2	2.2	2.6	2.3	2.5	2.8	2.5	3,539	73	1.3	
ALDO LEOPOLD COMMUNITY SCHOOL (K-8)	2.5	2.2	3.1	2.8	3.9	0.8	2.2	3.6	2.8	2.5	3.1	3.3	3.3	4.0	3.5	3.7	4.0	4.0	3.4	3.8	3.2	3.8	4.3	4.4	903	18	2.1	
JOHN DEWEY ACADEMY OF LEARNING	3.2	2.4	3.2	4.1	2.1	0.9	2.9	3.2	2.6	3.5	2.1	2.9	1.2	3.6	3.6	4.1	3.4	3.9	3.4	3.8	3.4	3.6	4.1	3.8	819	17	2.0	
LEONARDO DA VINCI SCHOOL	1.1	1.5	2.1	2.2	1.5	0.0	1.1	1.4	1.5	0.9	1.2	2.0	0.7	2.0	2.1	1.8	1.8	1.4	1.7	2.1	1.8	1.9	2.1	1.8	1,817	38	1.0	
AVERAGE	2.7	2.1	3.3	2.8	2.5	0.6	1.4	2.6	2.1	1.9	2.0	2.6	1.4	3.1	3.6	3.0	3.0	2.9	2.7	3.3	2.9	3.1	3.6	3.4	16,500	369	1.7	

COMMUNITY'S RANKING OF IMPORTANCE FOR DESIGN ELEMENTS

	VARIETY OF LEARNING SETTINGS											CONNECTION AND FLEXIBLE SPACES					IDENTITY AND COMMUNITY				SAFETY AND SECURITY				QUALITY ENVIRONMENT						BAR CHART SUMMARY					
	INDIVIDUAL	ONE-ON-ONE	COLLABORATIVE SPACE	PRESENTATION	LARGE GROUP	HANDS-ON LEARNING	MUSIC SPACES	ATHLETIC SPACES	LIBRARY MEDIA CENTER	PERFORMANCE SPACES	OUTDOOR LEARNING SPACES	VARIETY OF FURNITURE TYPES	MULTIPURPOSE SPACE	SPACES THAT CAN BE RECONFIGURED	VISUAL CONNECTION	SUPERVISABLE SPACES	MOBILE FURNITURE	CONNECTION TO OUTDOORS	WELCOMING ENTRY	SCHOOL BRANDING	CELEBRATE STUDENT WORK	BUILDING AS A TEACHING TOOL	SPACES FOR COMMUNITY	SECURE ENTRY	BUILDING THAT CAN BE CLOSED OFF	RESTROOMS THAT ARE SAFE	EXTERIOR SECURITY	NATURAL LIGHT	GOOD ARTIFICIAL LIGHTING	GOOD ACOUSTICS		GOOD INDOOR AIR QUALITY	TECHNOLOGY THAT SUPPORTS LEARNING	ENERGY EFFICIENT	ADA ACCESSIBILITY	
EARLY LEARNING	0.4	1.0	0.6	0.2	0.4	1.0	0.6	0.4	0.2	0.2	0.8	0.2	0.6	0.6	0.4	0.8	0.4	0.4	0.6	0.6	1.0	0.4	0.4	1.0	0.8	0.6	0.8	0.8	0.4	0.2	0.8	0.6	0.8	0.6	0.6	
ELEMENTARY	0.6	0.7	0.9	0.6	0.5	0.9	0.7	0.7	0.7	0.6	0.7	0.5	0.7	0.6	0.3	0.6	0.6	0.7	0.6	0.5	0.8	0.5	0.4	0.9	0.6	0.8	0.6	0.9	0.4	0.4	0.9	0.8	0.6	0.6		
MIDDLE	0.6	0.6	0.7	0.6	0.6	0.8	0.7	0.7	0.7	0.6	0.7	0.5	0.7	0.7	0.3	0.6	0.6	0.7	0.7	0.5	0.7	0.5	0.4	0.9	0.6	0.8	0.7	0.9	0.4	0.4	0.9	0.8	0.6	0.6		
HIGH	0.6	0.6	0.7	0.5	0.5	0.7	0.7	0.7	0.7	0.6	0.6	0.5	0.7	0.6	0.3	0.6	0.6	0.5	0.8	0.5	0.7	0.4	0.5	1.0	0.7	0.8	0.7	0.9	0.5	0.5	0.9	0.8	0.7	0.7		
N/A	0.4	0.5	0.7	0.5	0.5	0.7	0.6	0.7	0.5	0.5	0.4	0.5	0.7	0.5	0.3	0.5	0.5	0.6	0.6	0.5	0.7	0.4	0.5	0.8	0.4	0.6	0.5	0.7	0.3	0.4	0.7	0.6	0.5	0.5		
AVERAGE	0.56	0.62	0.75	0.56	0.52	0.77	0.65	0.69	0.65	0.55	0.63	0.49	0.67	0.59	0.33	0.61	0.61	0.61	0.69	0.51	0.74	0.46	0.45	0.91	0.60	0.77	0.65	0.84	0.40	0.45	0.88	0.77	0.61	0.60		

PRINCIPAL'S PERCEPTION OF WHAT IS AND ISN'T WORKING														TOTAL SCHOOL SCORE	BAR CHART SUMMARY	
CLASSROOMS	ART	SCIENCE	SPECIAL EDUCATION	MUSIC	LIBRARY MEDIA CENTER	CAFETERIA/FOOD SERVICE	PERFORMANCE SPACES	SAFETY AND SECURITY	DISTRICT/SCHOOL OFFICE SPACE	STORAGE	ATHLETICS (INDOORS/OUTDOORS)	OUTDOOR LEARNING SPACES	CIRCULATION			
EARLY LEARNING	2	0	0	-1	0	0	2	-1	1	0	-1	0	2	0	4	
HEAD START LEARNING CENTER	1	0	0	-1	0	-1	1	-1	1	0	-1	0	1	0	0	
JEFFERSON HEAD START LEARNING CENTER	1	0	0	0	0	1	1	0	0	0	0	0	1	0	4	
ELEMENTARY	4	16	-1	2	12	11	0	-6	-2	-2	-16	-2	-1	-1	14	
BAIRD ELEMENTARY	1	1	0	1	1	-1	1	1	-1	1	-1	1	1	-1	5	
BEAUMONT ELEMENTARY	0	1	0	-1	1	1	-1	0	1	-1	-1	0	0	0	0	
CHAPPELL ELEMENTARY	1	1	0	0	1	1	-1	0	0	0	-1	-1	1	0	2	
DANZ ELEMENTARY	1	1	0	-1	0	1	1	0	0	-1	-1	-1	0	0	0	
DOTY ELEMENTARY	1	1	0	1	0	1	-1	-1	1	1	-1	-1	1	1	4	
EISENHOWER ELEMENTARY	1	1	0	1	1	-1	-1	-1	0	0	1	0	0	0	2	
ELMORE ELEMENTARY	-1	1	0	-1	-1	-1	1	-1	-1	-1	-1	-1	-1	0	-8	
FORT HOWARD ELEMENTARY	-1	1	0	0	1	1	1	0	0	1	-1	0	-1	1	3	
HOWE ELEMENTARY COMMUNITY SCHOOL	-1	1	0	0	0	1	0	0	-1	0	-1	-1	0	0	-2	
JACKSON ELEMENTARY	0	-1	0	-1	0	0	1	0	0	0	0	0	-1	0	-2	
KELLER ELEMENTARY	-1	1	0	-1	1	1	-1	-1	-1	0	-1	1	0	0	-2	
KENNEDY ELEMENTARY	1	-1	0	-1	1	1	-1	-1	-1	-1	-1	-1	0	-1	-6	
KING ELEMENTARY CHILDREN'S CENTER FOR ENGINEERING	1	1	0	1	1	1	1	0	0	1	-1	0	0	0	6	
LANGLADE ELEMENTARY	1	0	0	-1	0	1	-1	0	1	0	1	0	1	-1	2	
LINCOLN ELEMENTARY	0	1	0	1	1	-1	1	0	1	-1	0	1	1	0	5	
MACARTHUR ELEMENTARY	-1	-1	0	-1	-1	1	-1	-1	-1	-1	-1	-1	-1	-1	-11	
MARTIN ELEMENTARY	1	1	0	1	0	1	1	-1	0	0	-1	1	-1	0	3	

		PRINCIPAL'S PERCEPTION OF WHAT IS AND ISN'T WORKING															
		CLASSROOMS	ART	SCIENCE	SPECIAL EDUCATION	MUSIC	LIBRARY MEDIA CENTER	CAFETERIA/FOOD SERVICE	PERFORMANCE SPACES	SAFETY AND SECURITY	DISTRICT/SCHOOL OFFICE SPACE	STORAGE	ATHLETICS INDOORS/OUTDOORS	OUTDOOR LEARNING SPACES	CIRCULATION	TOTAL SCHOOL SCORE	BAR CHART SUMMARY
	MCAULIFFE ELEMENTARY	1	1	0	1	1	1	-1	1	1	1	0	-1	0	1	7	
	NICOLET ELEMENTARY	-1	1	0	1	1	-1	1	0	-1	1	-1	1	1	0	3	
	SULLIVAN ELEMENTARY	-1	1	0	1	1	1	-1	-1	-1	-1	0	0	-1	0	-1	
	TANK ELEMENTARY	-1	1	0	0	0	0	-1	0	0	0	-1	0	0	0	-2	
	WEBSTER ELEMENTARY CHILDREN'S CENTER FOR INTEGRATED ARTS	1	1	-1	0	1	1	-1	1	0	-1	-1	0	0	0	1	
	WILDER ELEMENTARY	1	1	0	1	1	1	1	-1	1	0	-1	1	-1	0	5	
	MIDDLE	-1	1	-2	3	0	3	-1	1	1	2	1	-1	-1	-2	4	
	EDISON MIDDLE	-1	1	-1	1	-1	1	1	-1	1	1	1	-1	1	-1	2	
	FRANKLIN MIDDLE	-1	-1	-1	1	1	1	-1	1	1	1	1	1	-1	-1	2	
	LOMBARDI MIDDLE	1	1	0	1	0	1	-1	1	-1	0	-1	-1	-1	0	0	
	HIGH	1	3	1	3	3	3	1	0	0	3	-4	-2	1	-2	11	
	EAST HIGH	-1	1	-1	0	1	1	-1	1	0	0	-1	-1	0	0	-1	
	PREBLE HIGH	0	0	0	1	0	0	0	-1	0	1	-1	-1	-1	0	-2	
	SOUTHWEST HIGH	1	1	1	1	1	1	1	1	1	1	-1	1	1	-1	10	
	WEST HIGH	1	1	1	1	1	1	1	-1	-1	1	-1	-1	1	-1	4	
	OTHER	0	5	1	-1	-1	1	2	-3	1	3	-5	-4	-3	1	-3	
	RED SMITH (K-8)	1	1	1	1	1	1	1	-1	1	1	-1	-1	-1	1	6	
	ALDO LEOPOLD COMMUNITY SCHOOL (K-8)	1	1	1	-1	-1	-1	1	-1	-1	0	-1	-1	-1	1	-3	
	LEONARDO DA VINCI SCHOOL FOR GIFTED LEARNERS (K-8)	-1	1	0	0	-1	-1	-1	1	0	1	-1	0	0	0	-2	
	GBAPS ONLINE SCHOOL (4K-5)	1	0	0	0	0	1	1	-1	1	0	-1	0	1	0	3	
	JOHN DEWEY ACADEMY OF LEARNING (6-12)	-1	1	-1	-1	0	0	1	-1	-1	0	-1	-1	-1	-1	-7	
	DR. ROSA MINOKA-HILL SCHOOL (K-12)	-1	1	0	0	0	1	-1	0	1	1	0	-1	-1	0	0	
	Grand Total	6	25	-1	6	14	18	4	-9	1	6	-25	-9	-2	-4	30	

COMMUNITY'S PERCEPTION OF WHAT IS AND ISN'T WORKING

	CLASSROOMS	ART	SCIENCE	SPECIAL EDUCATION	MUSIC	LIBRARY/MEDIA CENTER	CAFETERIA	PERFORMANCE SPACES	SAFETY AND SECURITY	DISTRICT/SCHOOL OFFICE SPACE	STORAGE	ATHLETICS (INDOOR/OUTDOOR)	OUTDOOR LEARNING SPACES	CIRCULATION	ABSOLUTE SCHOOL SCORE	NUMBER OF RESPONDANTS	RELATIVE SCHOOL SCORE	BAR CHARTS SUMMARY
EARLY LEARNING	0.2	0.4	0.2	0.2	-0.2	0.2	-0.2	-0.2	0.2	0.0	0.0	0.0	-0.2	0	3	5	0.6	
HEAD START LEARNING CENTER:	0.5	0.0	0.0	0.5	-0.5	0.0	0.0	0.0	0.0	0.0	0.0	0.0	-0.5	0	0	2	0.0	
JEFFERSON HEAD START LEARNING CENTER:	0.0	0.0	0.0	0.0	0.0	0.0	0.0	0.0	0.0	0.0	0.0	0.0	0.0	0	0	1	0.0	
OAK LEARNING CENTER (4K):	0.0	1.0	0.5	0.0	0.0	0.5	-0.5	-0.5	0.5	0.0	0.0	0.0	0.0	0	3	2	1.5	
ELEMENTARY	0.2	0.2	0.0	-0.1	0.2	0.3	-0.1	0.0	0.0	0.0	0.0	0.0	-0.2	0	48	108	0.4	
BAIRD ELEMENTARY:	0.3	0.0	-0.1	-0.3	0.3	0.6	0.6	0.0	0.0	0.3	-0.4	0.1	-0.3	0	7	7	1.0	
BEAUMONT ELEMENTARY:	0.4	0.2	-0.2	-0.2	0.2	-0.2	-0.2	0.0	-0.2	0.0	0.0	-0.2	-0.4	0	-4	5	-0.8	
CHAPPELL ELEMENTARY:	0.3	0.2	-0.1	-0.4	0.1	0.3	-0.2	-0.4	0.4	-0.3	0.1	-0.3	-0.4	0	-7	11	-0.6	
DANZ ELEMENTARY:	0.4	0.4	0.2	0.6	0.2	0.6	0.0	0.0	0.6	0.4	0.2	-0.4	0.2	0	17	5	3.4	
DOTY ELEMENTARY:	1.0	0.0	0.0	0.0	0.0	0.0	0.0	0.0	0.0	0.0	0.0	-1.0	0.0	0	0	1	0.0	
ELMORE ELEMENTARY:	0.0	0.7	-0.3	0.7	0.7	0.0	-0.3	0.0	-1.0	0.0	0.0	0.3	0.0	0	2	3	0.7	
FORT HOWARD ELEMENTARY:	-0.5	-0.5	-0.5	-0.5	-0.5	-0.5	-0.5	-0.5	0.5	1.0	0.0	-0.5	-0.5	0	-7	2	-3.5	
HOWE ELEMENTARY COMMUNITY SCHOOL:	0.0	0.0	0.0	0.5	0.3	0.3	0.0	0.0	0.5	0.0	0.0	0.0	0.0	0	6	4	1.5	
JACKSON ELEMENTARY:	1.0	-0.5	-0.5	-0.5	-1.0	-1.0	0.0	-1.0	0.0	-0.5	0.5	-1.0	-1.0	0	-11	2	-5.5	
KELLER ELEMENTARY:	0.5	0.5	0.5	0.0	0.5	0.5	-0.5	0.0	1.0	0.5	0.0	0.5	0.0	0	8	2	4.0	
KENNEDY ELEMENTARY:	-0.5	-0.5	-0.5	0.0	0.0	-0.5	-0.5	0.0	-0.5	-0.5	-0.5	-0.5	-0.5	0	-10	2	-5.0	
KING ELEMENTARY CHILDREN'S CENTER FOR ENGINEERING:	0.4	0.6	-0.3	-0.4	0.3	0.7	-0.3	0.4	0.1	0.1	-0.3	0.3	-0.6	0	8	7	1.1	
LANGLADE ELEMENTARY:	0.5	0.2	0.2	0.2	0.2	0.3	-0.2	0.0	0.2	0.2	0.2	0.2	-0.3	0	10	6	1.7	
LINCOLN ELEMENTARY:	0.0	0.0	0.0	0.0	0.0	0.0	0.0	0.0	0.0	0.0	0.0	0.0	0.0	0	0	1	0.0	
MACARTHUR ELEMENTARY:	0.4	0.0	0.0	0.0	-0.2	0.2	0.4	-0.4	0.0	-0.4	0.2	-0.2	-0.2	0	-1	5	-0.2	
MARTIN ELEMENTARY:	-0.1	0.2	0.2	0.1	0.3	0.0	-0.2	0.2	-0.2	0.1	-0.1	0.2	-0.4	0	3	9	0.3	

	CLASSROOMS	ART	SCIENCE	SPECIAL EDUCATION	MUSIC	LIBRARY MEDIA CENTER	CAFETERIA	PERFORMANCE SPACES	SAFETY AND SECURITY	DISTRICT/SCHOOL OFFICE SPACE	STORAGE	ATHLETICS (INDOOR/OUTDOOR)	OUTDOOR LEARNING SPACES	CIRCULATION	ABSOLUTE SCHOOL SCORE	NUMBER OF RESPONDANTS	RELATIVE SCHOOL SCORE	BAR CHARTS SUMMARY
MCAULIFFE ELEMENTARY;	0.2	0.0	0.1	-0.3	0.3	0.4	0.1	0.1	0.0	0.1	0.1	0.0	-0.2	0	10	12	0.8	
NICOLET ELEMENTARY;	1.0	0.0	0.0	0.0	0.0	0.0	0.0	0.0	-1.0	0.0	-1.0	0.0	0.0	0	-1	1	-1.0	
SULLIVAN ELEMENTARY;	0.7	0.7	0.3	0.0	0.3	0.7	0.3	0.0	0.3	0.3	0.3	0.3	0.3	0	14	3	4.7	
TANK ELEMENTARY;	0.0	0.0	0.0	0.0	0.0	0.0	0.0	0.0	1.0	-1.0	0.0	0.0	0.0	0	0	1	0.0	
WEBSTER ELEMENTARY CHILDREN'S CENTER FOR INTEGRATED ARTS;	-0.8	0.0	-0.3	0.0	0.0	1.0	-0.5	0.3	-0.3	0.0	-0.5	0.5	0.0	0	-2	4	-0.5	
WEQUIOCK ELEMENTARY CHILDREN'S CENTER FOR ENVIRONMENTAL SCIENCE;	0.8	0.4	0.2	0.0	0.2	0.6	-0.6	0.0	0.0	0.0	0.0	-0.2	0.6	0	10	5	2.0	
WILDER ELEMENTARY;	0.0	0.4	-0.2	-0.2	0.1	0.4	0.1	-0.1	-0.3	0.0	-0.1	-0.2	-0.3	0	-4	10	-0.4	
MIDDLE	0.0	0.0	0.0	-0.1	0.2	0.2	0.1	0.0	-0.1	0.0	0.0	-0.1	-0.3	0	-7	66	-0.1	
EDISON MIDDLE;	0.0	0.1	0.1	-0.1	0.1	0.3	0.2	-0.1	0.0	0.0	0.0	-0.1	-0.3	0	5	24	0.2	
FRANKLIN MIDDLE;	-0.3	0.1	-0.3	0.1	0.4	0.2	-0.2	0.2	0.1	0.2	-0.1	-0.1	-0.2	0	1	12	0.1	
LOMBARDI MIDDLE;	0.0	-0.1	-0.1	-0.2	-0.1	0.1	0.0	0.1	-0.1	-0.1	0.0	-0.1	-0.5	0	-27	25	-1.1	
WASHINGTON MIDDLE;	0.4	0.4	0.2	0.4	1.0	0.4	0.0	0.2	-0.6	0.2	0.0	0.2	0.0	0	14	5	2.8	
HIGH	0.0	0.1	0.0	0.0	-0.0	0.3	0.0	0.0	-0.1	0.1	0.0	-0.2	-0.3	0	16	104	0.2	
EAST HIGH;	0.1	0.0	-0.1	0.0	-0.1	0.5	-0.2	0.0	-0.3	-0.2	-0.3	0.1	-0.2	0	-10	13	-0.8	
PREBLE HIGH;	0.0	0.1	0.1	0.0	0.0	0.2	0.0	-0.1	-0.2	0.2	0.0	-0.3	-0.3	0	-12	58	-0.2	
SOUTHWEST HIGH;	0.1	0.1	0.1	0.2	0.1	0.5	0.3	0.3	0.0	0.0	0.0	-0.1	-0.3	0	31	22	1.4	
WEST HIGH;	-0.1	0.2	-0.1	0.1	0.2	0.5	-0.1	0.1	0.0	0.2	0.1	-0.3	-0.2	0	7	11	0.6	
OTHER	0.4	0.3	0.1	-0.2	0.2	0.2	-0.1	-0.1	0.1	0.0	0.0	-0.1	-0.3	0	35	70	0.5	
RED SMITH (K-8);	0.5	0.3	0.1	-0.2	0.3	0.4	-0.1	-0.1	0.0	0.1	0.0	-0.1	-0.3	0	26	30	0.9	
DO LEOPOLD COMMUNITY SCHOOL (K-8);	0.0	0.1	0.0	-0.1	0.2	0.3	-0.2	-0.1	0.4	-0.1	-0.1	-0.1	-0.3	0	-1	14	-0.1	
NCI SCHOOL FOR GIFTED LEARNERS (K-8);	0.5	0.4	0.2	-0.1	-0.1	-0.2	-0.2	-0.1	0.2	0.0	-0.1	-0.2	-0.3	0	1	20	0.1	
JOHN DEWEY ACADEMY OF LEARNING ;	0.6	0.4	-0.2	0.0	0.6	0.6	0.2	0.4	-0.2	0.2	0.0	0.2	-0.8	0	10	5	2.0	
DR. ROSA MINOKA-HILL SCHOOL ;	0.0	0.0	0.0	-1.0	0.0	0.0	0.0	-1.0	1.0	0.0	0.0	0.0	0.0	0	-1	1	-1.0	
Grand Total	0.2	0.2	0.0	-0.1	0.1	0.3	0.0	0.0	0.0	0.1	0.0	-0.1	-0.3	0	95	353	0.3	

3 - EDUCATIONAL ADEQUACY ASSESSMENTS

Engagement. Equity. Excellence.



EARLY LEARNING CENTERS

EDUCATIONAL ADEQUACY

○ SITE SIZE

SITE SAFETY

- TRAFFIC FLOW
- SEPARATE TRAFFIC FLOW
- BUS DROP-OFF
- CAR DROP-OFF
- PEDESTRIAN
- BIKE TRAFFIC

SITE AMENITIES











- ADEQUATE PARKING
- ATHLETIC FIELDS
- PLAYGROUNDS
- ACCESSIBLE PLAYGROUND
- OUTDOOR CLASSROOM
- ENVIRONMENTAL LEARNING
- BIKE RACKS

HEAD START LEARNING CENTER

SITE ANALYSIS

SITE: 6.333 ACRES
BUILDING: 18,130 SF

KEY

-  PARKING
-  DROP-OFF/PICK-UP
-  HEAVY TRAFFIC
-  PROPERTY LINE
-  SCHOOL BUS
-  BUS ROUTE
-  ENTRY
-  STUDENT ENTRY
-  HANDICAP PARKING
-  BIKE RACK



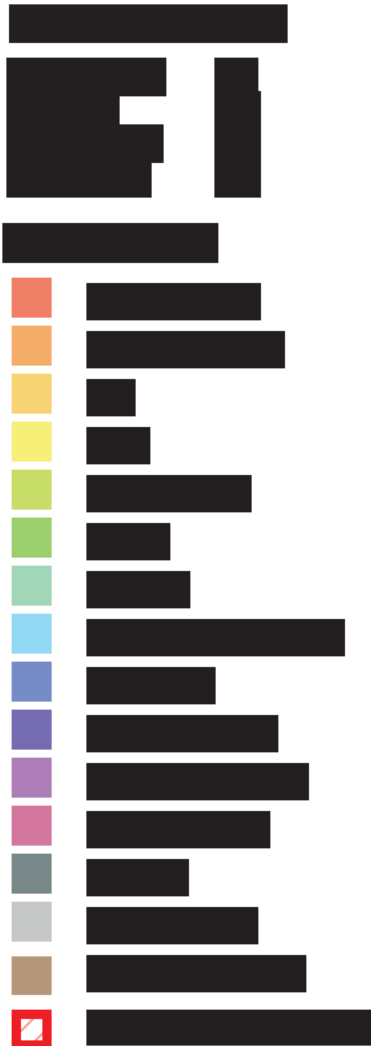
GENERAL NOTES

1 - PICK UP / DROP OFF WORKS WELL

KEY NOTES

- ① RECENTLY UPDATED ACCESSIBLE PLAYGROUND
- ② THIS AREA IS PAVED
- ③ PROPOSED ADDITION
- ④ LOVELY GARDEN WITH ABORETUM

HEAD START LEARNING

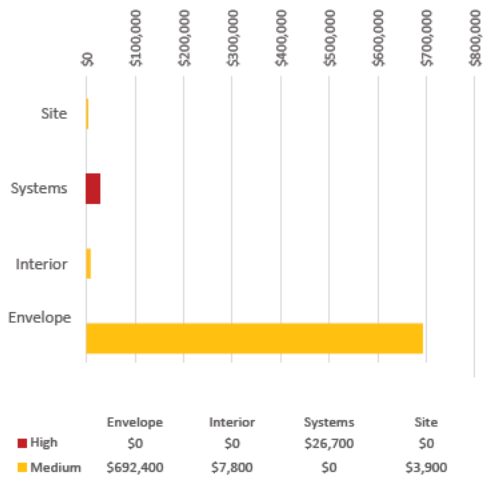


- [Redacted]
- [Redacted]
- [Redacted]
- 4- ROOMS SIZES ARE COMPARED TO MN GUIDELINES; HOW A ROOM IS USED OR FEWER STUDENTS COULD RESULT IN A SMALLER ROOM BEING SUITABLE FOR PURPOSE

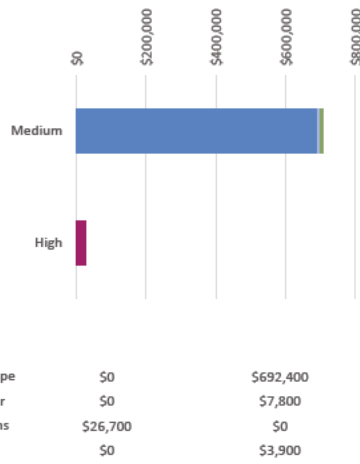
- [Redacted]
- ① [Redacted]
- ② OFFICES BEING RELOCATED TO A PROPOSED ADDITION
- ③ MORE STORAGE REQUIRED FOR GYM
- ④ SMALL STAFF LOUNGE MAY BE ADDRESS THROUGH THE PROPOSED ADDITION

HEAD START LEARNING CENTER

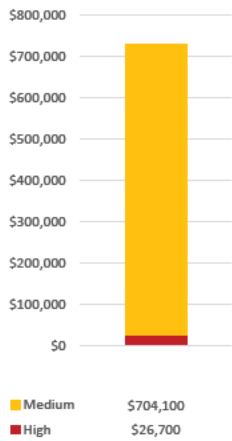
CONSTRUCTION COST BY SCOPE



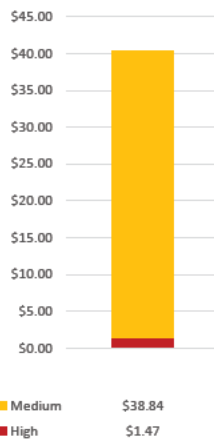
CONSTRUCTION SCOPE BY PRIORITY



COST BY PRIORITY



COST PER SF BY PRIORITY



COST BY PRIORITY AND BY CONDITION



ORIGINAL YEAR OF CONSTRUCTION **unknown**

UNWEIGHTED AVERAGE BUILDING AGE **unknown**

EDUCATIONAL ADEQUACY SCORES

INDIVIDUAL	0
ONE ON ONE	0
COLLABORATIVE	1
PRESENTATION	2
LARGE GROUP	1
VISIBLE CONNECTIONS	1
CONNECTION TO OUTDOORS	2
FLEXIBLE SPACES	1
WELCOMING ENTRY	3
SCHOOL IDENTITY/VALUES ON DISPLAY	1
CELEBRATE STUDENT WORK	3
COMMUNITY SPACE	2
SECURE ENTRY	3
BUILDING ZONING	1
RESTROOM SAFETY	3
FURNITURE	3
DAYLIGHTING	3
ARTIFICIAL LIGHTING	3
ACOUSTICS	2
INDOOR AIR QUALITY	3
THERMAL COMFORT	3
TECHNOLOGY	2
PLAY GROUNDS	3
ACCESSIBLE PLAYGROUNDS	3
OUTDOOR CLASSROOM	2
ENVIRONMENTAL LEARNING	3
BIKE RACKS	0
AVERAGE	2.3

CONDITION 1 AND 2 COST AS A PERCENTAGE OF REPLACEMENT COST **4%**

HIGH AND MEDIUM PRIORITY COSTS AS A PERCENTAGE OF REPLACEMENT COST **13%**

CALCULATED CAPACITY **200**

HIGHEST PROJECTED ENROLLMENT **112**

EXTRA SEATS SEATS AT MAXIMUM ENROLLMENT **88**

SF/STUDENT AT HIGHEST PROJECTED ENROLLMENT **162**

AVERAGE NUMBER OF STUDENTS IN A STANDARD CLASSROOM **14**

REPLACEMENT COST LESS CONDITION 1 AND 2 COST AS A PERCENTAGE **96%**

REPLACEMENT COST LESS HIGH AND MEDIUM PRIORITY COST AS A PERCENTAGE **87%**

PERCENTAGE OF RIGHT SIZED ROOMS **11%**

AVERAGE NUMBER OF STUDENTS IN A STANDARD CLASSROOM AS A PERCENTAGE OF BOARD TARGET **56%**

CURRENT CLASSROOM UTILIZATION

PERCENTAGE OF MAXIMUM ENROLLMENT TO CAPACITY **56%**

EDUCATIONAL ADEQUACY SCORE **75%**

FACILITY AND EDUCATIONAL ADEQUACY SCORE 54

EDUCATIONAL ADEQUACY

● SITE SIZE

SITE SAFETY

- TRAFFIC FLOW
- SEPARATE TRAFFIC FLOW
- BUS DROP-OFF
- CAR DROP-OFF
- PEDESTRIAN
- BIKE TRAFFIC

SITE AMENITIES

- ADEQUATE PARKING
- ATHLETIC FIELDS
- PLAYGROUNDS
- ACCESSIBLE PLAYGROUND
- OUTDOOR CLASSROOM
- ENVIRONMENTAL LEARNING
- BIKE RACKS

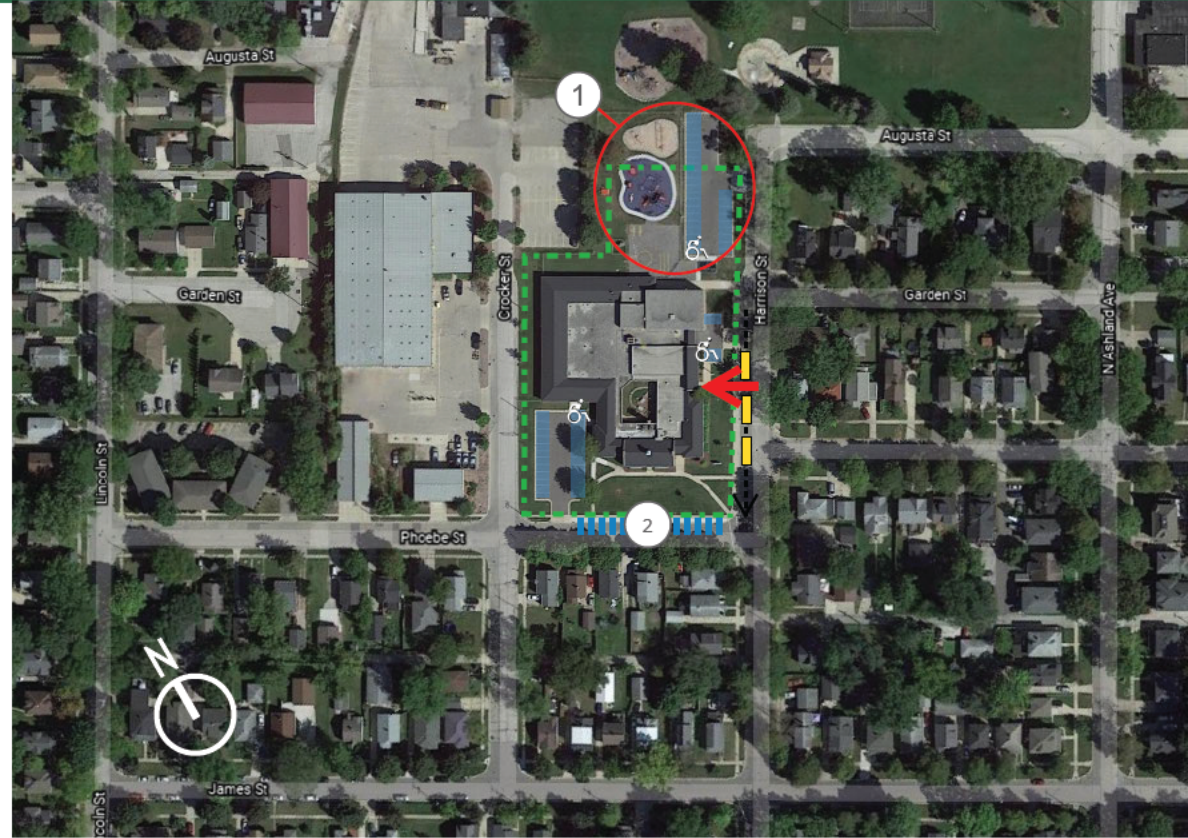
JEFFERSON HEAD START LEARNING CENTER

SITE ANALYSIS

SITE: 2.488 ACRES
 BUILDING: 37,591 SF

KEY

- PARKING
- ▒ DROP-OFF/PICK-UP
- ▒ HEAVY TRAFFIC
- PROPERTY LINE
- SCHOOL BUS
- BUS ROUTE
- ENTRY
- STUDENT ENTRY
- ♿ HANDICAP PARKING
- 🚲 BIKE RACK








GENERAL NOTES

- 1 - VISITORS PARK ON STREET
- 2 - DROP OFF AND PICK UP BECOMES CONGESTED




KEY NOTES

- ① AREA RECENTLY UPDATED AND FENCED IN, NO NEEDS
- ② LIMITED PARENT PARKING CAN CAUSE BACKUPS





VARIETY OF SPACES

-  INDIVIDUAL
-  ONE ON ONE
-  COLLABORATIVE
-  PRESENTATION
-  LARGE GROUP



CONNECTION & FLEXIBLE SPACES

-  FLEXIBLE SPACES
-  VISIBLE CONNECTION
-  CONNECTION TO OUTDOORS

IDENTITY AND COMMUNITY

-  WELCOMING ENTRY
-  SCHOOL IDENTITY / VALUES
-  CELEBRATES STUDENT WORK
-  COMMUNITY SPACE

SAFETY AND SECURITY

-  SECURE ENTRY
-  BUILDING ZONING
-  RESTROOM SAFETY

INDOOR ENVIRONMENT













-  FURNITURE
-  DAYLIGHTING
-  LIGHTING
-  ACOUSTICS
-  INDOOR AIR QUALITY
-  THERMAL COMFORT
-  TECHNOLOGY

**JEFFERSON HEAD START
LEARNING CENTER**

EDUCATIONAL ADEQUACY

CLASSROOMS: 8/1
CAPACITY: 200
ENROLLMENT: 107
SF/STUDENT 351

CORE SPACE SIZES

-  CLASSROOMS
-  KINDERGARTEN
-  ART
-  FACS
-  WORKSHOPS
-  MUSIC
-  LIBRARY
-  SPECIAL EDUCATION
-  GYMS / PE
-  PERFORMANCE
-  ADMINISTRATION
-  FOOD SERVICE
-  TOILETS
-  CIRCULATION
-  SUPPORT SPACES
-  BELOW SF STANDARDS



GENERAL NOTES

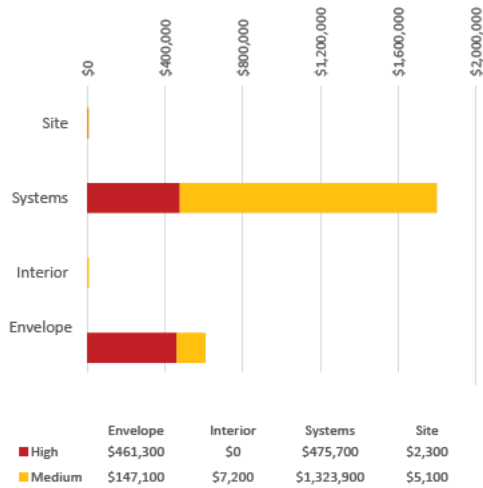
- 1 - CLASSROOMS BECOME WARM AS DAY GOES ON
- 2 - ROOMS SIZES ARE COMPARED TO MN GUIDELINES; HOW A ROOM IS USED OR FEWER STUDENTS COULD RESULT IN A SMALLER ROOM BEING SUITABLE FOR PURPOSE

KEY NOTES

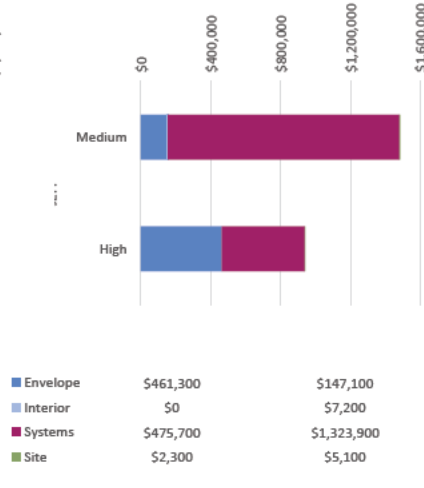
- ① GYMNASIUM BELOW RECOMMENDED SIZE
- ② STAFF MEETING AREA IN MEDIA CENTER

JEFFERSON HEAD START LEARNING CENTER

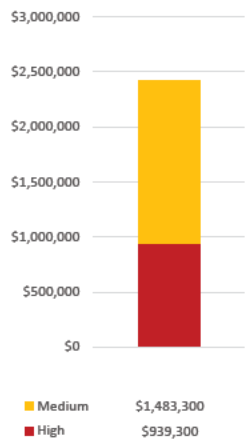
CONSTRUCTION COST BY SCOPE



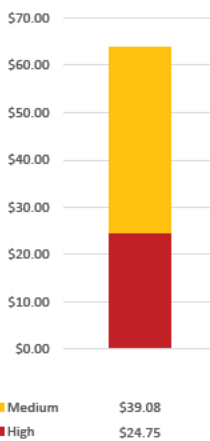
CONSTRUCTION SCOPE BY PRIORITY



COST BY PRIORITY



COST PER SF BY PRIORITY



COST BY PRIORITY AND BY CONDITION



ORIGINAL YEAR OF CONSTRUCTION 1928

UNWEIGHTED AVERAGE BUILDING AGE 62

CONDITION 1 AND 2 COST AS A PERCENTAGE OF REPLACEMENT COST 9%

HIGH AND MEDIUM PRIORITY COSTS AS A PERCENTAGE OF REPLACEMENT COST 21%

CALCULATED CAPACITY 200

HIGHEST PROJECTED ENROLLMENT 107

EXTRA SEATS SEATS AT MAXIMUM ENROLLMENT 93

SF/STUDENT AT HIGHEST PROJECTED ENROLLMENT 351

AVERAGE NUMBER OF STUDENTS IN A STANDARD CLASSROOM 13

EDUCATIONAL ADEQUACY SCORES

INDIVIDUAL	0
ONE ON ONE	0
COLLABORATIVE	3
PRESENTATION	3
LARGE GROUP	3
VISIBLE CONNECTIONS	2
CONNECTION TO OUTDOORS	2
FLEXIBLE SPACES	3
WELCOMING ENTRY	2
SCHOOL IDENTITY/VALUES ON DISPLAY	2
CELEBRATE STUDENT WORK	2
COMMUNITY SPACE	3
SECURE ENTRY	3
BUILDING ZONING	2
RESTROOM SAFETY	3
FURNITURE	3
DAYLIGHTING	2
ARTIFICIAL LIGHTING	2
ACOUSTICS	3
INDOOR AIR QUALITY	3
THERMAL COMFORT	2
TECHNOLOGY	3
PLAY GROUNDS	3
ACCESSIBLE PLAYGROUNDS	2
OUTDOOR CLASSROOM	2
ENVIRONMENTAL LEARNING	2
BIKE RACKS	0
AVERAGE	2.5

REPLACEMENT COST LESS CONDITION 1 AND 2 COST AS A PERCENTAGE 91%

REPLACEMENT COST LESS HIGH AND MEDIUM PRIORITY COST AS A PERCENTAGE 79%

PERCENTAGE OF RIGHT SIZED ROOMS 89%

AVERAGE NUMBER OF STUDENTS IN A STANDARD CLASSROOM AS A PERCENTAGE OF BOARD TARGET 54%

CURRENT CLASSROOM UTILIZATION

PERCENTAGE OF MAXIMUM ENROLLMENT TO CAPACITY 54%

EDUCATIONAL ADEQUACY SCORE 83%

FACILITY AND EDUCATIONAL ADEQUACY SCORE 64

Engagement. Equity. Excellence.



ELEMENTARY SCHOOLS

BAIRD ELEMENTARY

1 VARIETY OF SPACES:

- Good variety of learning environments: classrooms; breakout areas and small group rooms
- A variety of mobile furniture is used allowing different learning environments and opportunities

3 CONNECTION AND FLEXIBLE SPACES:

- Circulation space is used for breakout areas
- Mobile furniture is used allowing reconfiguration of spaces to suit activities

4 IDENTITY AND COMMUNITY:

- Signage including the school mascot reinforces school identity
- Has a specific community room which is well used
- Cafeteria open and well-lit providing a good space to gather as a whole

5 SAFETY AND SECURITY:

- Secure entry controls entry into the building
- Cafeteria and Gym are able to zoned-off from the rest of the building

6 QUALITY ENVIRONMENT:

- Plenty of natural light and views

7 SITE:

- Good traffic separation
- Good amount of parking
- Several outdoor learning spaces with sound enhancement

8 CAPACITY:

- Maximum enrollment is at 75% of capacity allowing for future growth

EDUCATIONAL ADEQUACY

● SITE SIZE

SITE SAFETY

- TRAFFIC FLOW
- SEPARATE TRAFFIC FLOW
- BUS DROP-OFF
- CAR DROP-OFF
- PEDESTRIAN
- BIKE TRAFFIC

SITE AMENITIES

- ADEQUATE PARKING
- ATHLETIC FIELDS
- PLAYGROUNDS
- ACCESSIBLE PLAYGROUND
- OUTDOOR CLASSROOM
- ENVIRONMENTAL LEARNING
- BIKE RACKS

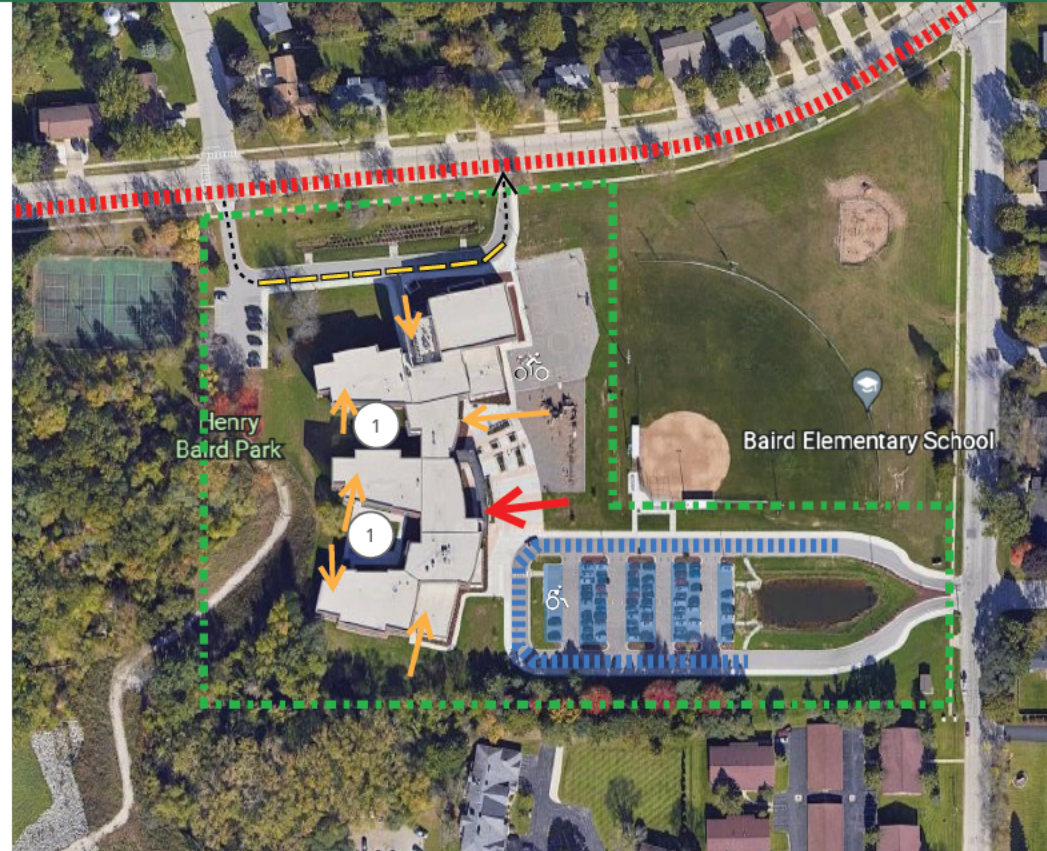
**BAIRD
ELEMENTARY**

SITE ANALYSIS

SITE: 10.7 ACRES
BUILDING: 100,735 SF

KEY






- PARKING
- ▤ DROP-OFF/PICK-UP
- ▤ HEAVY TRAFFIC
- - - PROPERTY LINE
- SCHOOL BUS
- BUS ROUTE
- ENTRY
- STUDENT ENTRY
- ♿ HANDICAP PARKING
- 🚲 BIKE RACK






KEY NOTES

① OUTDOOR LEARNING AREA





VARIETY OF SPACES

-  INDIVIDUAL
-  ONE ON ONE
-  COLLABORATIVE
-  PRESENTATION
-  LARGE GROUP




CONNECTION & FLEXIBLE SPACES

-  FLEXIBLE SPACES
-  VISIBLE CONNECTION
-  CONNECTION TO OUTDOORS

IDENTITY AND COMMUNITY

-  WELCOMING ENTRY
-  SCHOOL IDENTITY / VALUES
-  CELEBRATES STUDENT WORK
-  COMMUNITY SPACE

SAFETY AND SECURITY

-  SECURE ENTRY
-  BUILDING ZONING
-  RESTROOM SAFETY

INDOOR ENVIRONMENT




-  FURNITURE
-  DAYLIGHTING
-  LIGHTING
-  ACOUSTICS
-  INDOOR AIR QUALITY
-  THERMAL COMFORT
-  TECHNOLOGY

**BAIRD
ELEMENTARY**

EDUCATIONAL ADEQUACY

CLASSROOMS: 28/3
CAPACITY: 700
ENROLLMENT: 527
SF/STUDENT 191

CORE SPACE SIZES

-  CLASSROOMS
-  KINDERGARTEN
-  ART
-  FACS
-  WORKSHOPS
-  MUSIC
-  LIBRARY
-  SPECIAL EDUCATION
-  GYMS / PE
-  PERFORMANCE
-  ADMINISTRATION
-  FOOD SERVICE
-  TOILETS
-  CIRCULATION
-  SUPPORT SPACES
-  BELOW SF STANDARDS



GENERAL NOTES

- 1 - POOR PLACEMENT OF SECURITY CAMERAS WITH PIXELATED PIXELATED IMAGES
- 2 - ROOMS SIZES ARE COMPARED TO MN GUIDELINES; HOW A ROOM IS USED OR FEWER STUDENTS COULD RESULT IN A SMALLER ROOM BEING SUITABLE FOR PURPOSE










KEY NOTES

-  MUSIC ROOM BELOW RECOMMENDED SIZE
-  KINDERGARTEN ROOMS BELOW RECOMMENDED SIZE

BAIRD ELEMENTARY

EDUCATIONAL ADEQUACY

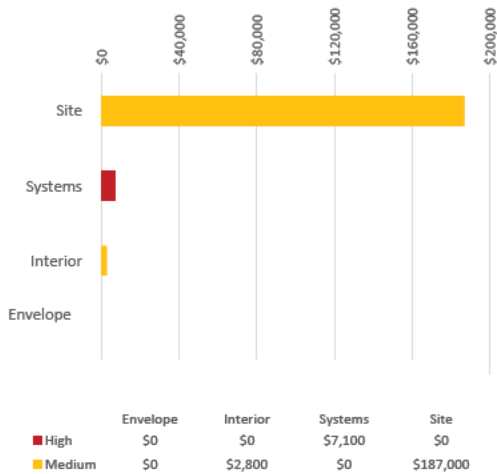
CORE SPACE SIZES

-  CLASSROOMS
-  KINDERGARTEN
-  ART
-  FACS
-  WORKSHOPS
-  MUSIC
-  LIBRARY
-  SPECIAL EDUCATION
-  GYMS / PE
-  PERFORMANCE
-  ADMINISTRATION
-  FOOD SERVICE
-  TOILETS
-  CIRCULATION
-  SUPPORT SPACES
-  BELOW SF STANDARDS

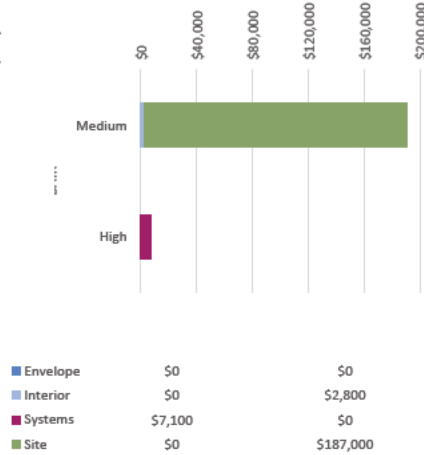


BAIRD ELEMENTARY


CONSTRUCTION COST BY SCOPE



CONSTRUCTION SCOPE BY PRIORITY



COST BY PRIORITY



COST PER SF BY PRIORITY



COST BY PRIORITY AND BY CONDITION



ORIGINAL YEAR OF CONSTRUCTION **2019**

UNWEIGHTED AVERAGE BUILDING AGE **3**

CONDITION 1 AND 2 COST AS A PERCENTAGE OF REPLACEMENT COST **1%**

HIGH AND MEDIUM PRIORITY COSTS AS A PERCENTAGE OF REPLACEMENT COST **1%**

CALCULATED CAPACITY **700**

HIGHEST PROJECTED ENROLLMENT **539**

EXTRA SEATS SEATS AT MAXIMUM ENROLLMENT **161**

SF/STUDENT AT HIGHEST PROJECTED ENROLLMENT **187**

AVERAGE NUMBER OF STUDENTS IN A STANDARD CLASSROOM **19**

EDUCATIONAL ADEQUACY SCORES

INDIVIDUAL	3
ONE ON ONE	3
COLLABORATIVE	3
PRESENTATION	3
LARGE GROUP	3
VISIBLE CONNECTIONS	3
CONNECTION TO OUTDOORS	3
FLEXIBLE SPACES	3
WELCOMING ENTRY	3
SCHOOL IDENTITY/VALUES ON DISPLAY	3
CELEBRATE STUDENT WORK	3
COMMUNITY SPACE	3
SECURE ENTRY	3
BUILDING ZONING	3
RESTROOM SAFETY	3
FURNITURE	3
DAYLIGHTING	3
ARTIFICIAL LIGHTING	3
ACOUSTICS	2
INDOOR AIR QUALITY	2
THERMAL COMFORT	2
TECHNOLOGY	3
PLAY GROUNDS	3
ACCESSIBLE PLAYGROUNDS	2
OUTDOOR CLASSROOM	3
ENVIRONMENTAL LEARNING	3
BIKE RACKS	3
AVERAGE	2.9

REPLACEMENT COST LESS CONDITION 1 AND 2 COST AS A PERCENTAGE **99%**

REPLACEMENT COST LESS HIGH AND MEDIUM PRIORITY COST AS A PERCENTAGE **99%**

PERCENTAGE OF RIGHT SIZED ROOMS **87%**

AVERAGE NUMBER OF STUDENTS IN A STANDARD CLASSROOM AS A PERCENTAGE OF BOARD TARGET **75%**

CURRENT CLASSROOM UTILIZATION

PERCENTAGE OF MAXIMUM ENROLLMENT TO CAPACITY **75%**

EDUCATIONAL ADEQUACY SCORE **95%**

FACILITY AND EDUCATIONAL ADEQUACY SCORE

89

BEAUMONT ELEMENTARY

8 VARIETY OF SPACES:

- Little variation in types of spaces
- Art, Music and Gym are below recommended size
- Cafeteria and Gym should be separated

9 CONNECTION AND FLEXIBLE SPACES:

- Little connection between spaces
- Little variation in types and mobility of furniture

10 IDENTITY AND COMMUNITY:

- Little signage to reinforce school identity and sense of belonging

11 SAFETY AND SECURITY:

- Recommend updating entrance to route visitors via the front office before entering the school proper
- No building zoning possible

12 QUALITY ENVIRONMENT:

- Average levels of lighting, air quality, and acoustics

13 SITE:

- No off-street parent and bus drop-off
- Small playground with some waterlogging at times
- Not enough parking

- Parking is not next to the main entrance
- City land ownership is tight to the building and parking lot, and even encroaches on the building

14 CAPACITY:

- Maximum Enrollment is 69% of capacity

EDUCATIONAL ADEQUACY

● SITE SIZE

SITE SAFETY

- TRAFFIC FLOW
- SEPARATE TRAFFIC FLOW
- BUS DROP-OFF
- CAR DROP-OFF
- PEDESTRIAN
- BIKE TRAFFIC

SITE AMENITIES











- ADEQUATE PARKING
- ATHLETIC FIELDS
- PLAYGROUNDS
- ACCESSIBLE PLAYGROUND
- OUTDOOR CLASSROOM
- ENVIRONMENTAL LEARNING
- BIKE RACKS

**BEAUMONT
ELEMENTARY**

SITE ANALYSIS

SITE: 2.6 ACRES
BUILDING: 47.1 SF

KEY

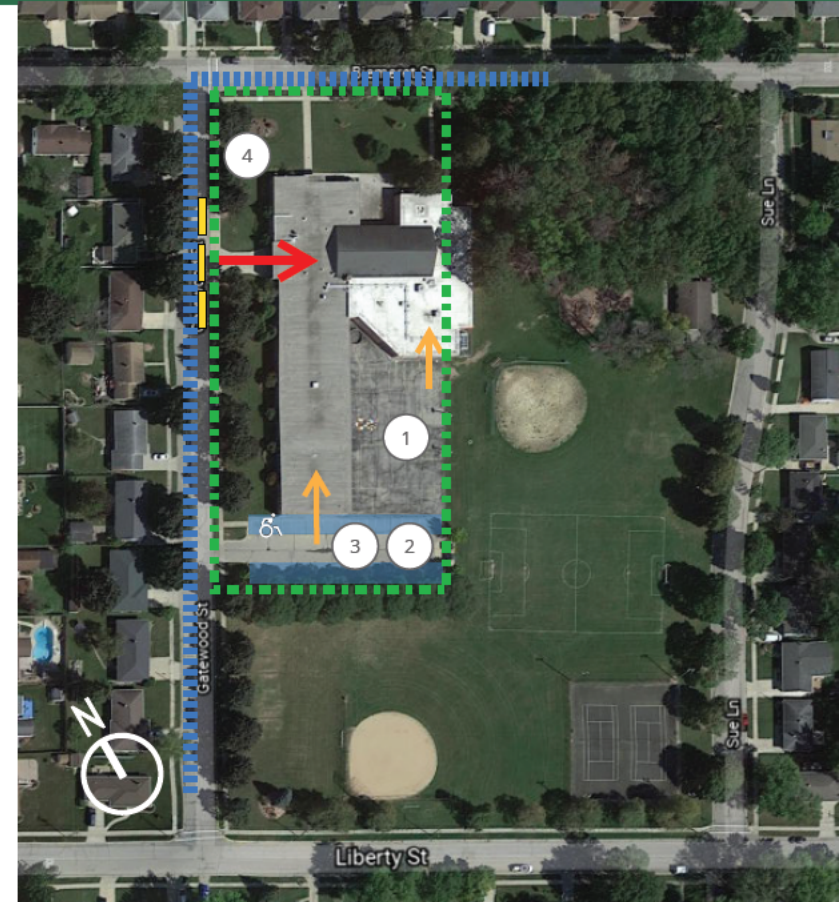
-  PARKING
-  DROP-OFF/PICK-UP
-  HEAVY TRAFFIC
-  PROPERTY LINE
-  SCHOOL BUS
-  BUS ROUTE
-  ENTRY
-  STUDENT ENTRY
-  HANDICAP PARKING
-  BIKE RACK

GENERAL NOTES

1 - NO OFF-STREET BUS OR PARENT DROP-OFF

KEY NOTES

- ① STUDENT LINEUP BEFORE SCHOOL
- ② PARKING LOT TO BE RESURFACED IN SUMMER 2022
- ③ UNDERSIZED PARKING LOT
- ④ PLAYGROUND SITS LOW AND HAS WATER ISSUES



VARIETY OF SPACES

- INDIVIDUAL
- ONE ON ONE
- COLLABORATIVE
- PRESENTATION
- LARGE GROUP

CONNECTION & FLEXIBLE SPACES

- FLEXIBLE SPACES
- VISIBLE CONNECTION
- CONNECTION TO OUTDOORS

IDENTITY AND COMMUNITY

- WELCOMING ENTRY
- SCHOOL IDENTITY / VALUES
- CELEBRATES STUDENT WORK
- COMMUNITY SPACE

SAFETY AND SECURITY

- SECURE ENTRY
- BUILDING ZONING
- RESTROOM SAFETY

INDOOR ENVIRONMENT

- FURNITURE
- DAYLIGHTING
- LIGHTING
- ACOUSTICS
- INDOOR AIR QUALITY
- THERMAL COMFORT
- TECHNOLOGY

BEAUMONT ELEMENTARY

EDUCATIONAL ADEQUACY

CLASSROOMS: 13/3
 CAPACITY: 325
 ENROLLMENT: 223
 SF/STUDENT 211

CORE SPACE SIZES

- CLASSROOMS
- KINDERGARTEN
- ART
- FACS
- WORKSHOPS
- MUSIC
- LIBRARY
- SPECIAL EDUCATION
- GYMS / PE
- PERFORMANCE
- ADMINISTRATION
- FOOD SERVICE
- TOILETS
- CIRCULATION
- SUPPORT SPACES
- BELOW SF STANDARDS



GENERAL NOTES

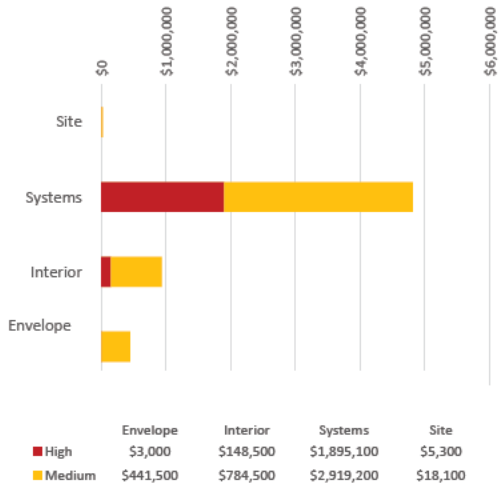
1 - ROOMS SIZES ARE COMPARED TO MN GUIDELINES; HOW A ROOM IS USED OR FEWER STUDENTS COULD RESULT IN A SMALLER ROOM BEING SUITABLE FOR PURPOSE

KEY NOTES

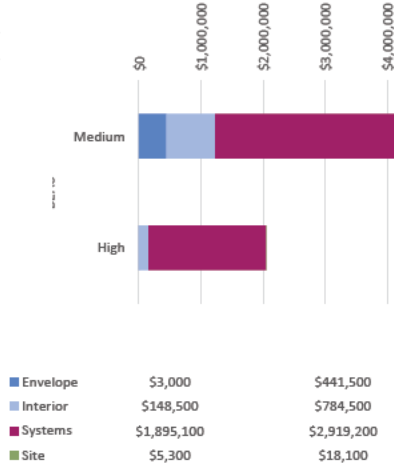
- ① GYMNASIUM BELOW RECOMMENDED SIZE
- ② RECOMMEND SEPARATING GYM AND CAFETERIA
- ③ ART ROOM BELOW RECOMMENDED SIZE
- ④ MUSIC ROOM BELOW RECOMMENDED SIZE
- ⑤ PANIC BUTTON SHOULD LOCK THE OFFICE DOORS
- ⑥ PRINCIPAL SHOULD HAVE A PANIC BUTTON

BEAUMONT ELEMENTARY

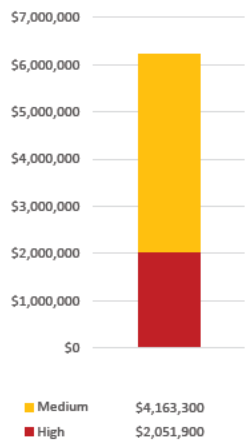
CONSTRUCTION COST BY SCOPE



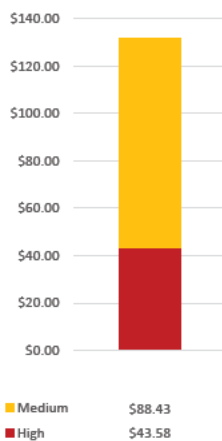
CONSTRUCTION SCOPE BY PRIORITY



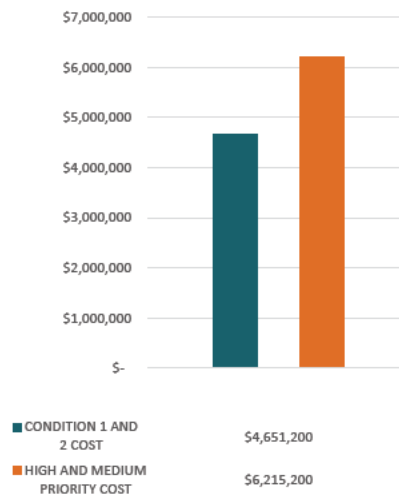
COST BY PRIORITY



COST PER SF BY PRIORITY



COST BY PRIORITY AND BY CONDITION



ORIGINAL YEAR OF CONSTRUCTION 1959

UNWEIGHTED AVERAGE BUILDING AGE 51

CONDITION 1 AND 2 COST AS A PERCENTAGE OF REPLACEMENT COST 32%

HIGH AND MEDIUM PRIORITY COSTS AS A PERCENTAGE OF REPLACEMENT COST 42%

CALCULATED CAPACITY 325

HIGHEST PROJECTED ENROLLMENT 226

EXTRA SEATS SEATS AT MAXIMUM ENROLLMENT 99

SF/STUDENT AT HIGHEST PROJECTED ENROLLMENT 208

AVERAGE NUMBER OF STUDENTS IN A STANDARD CLASSROOM 17

EDUCATIONAL ADEQUACY SCORES

INDIVIDUAL	1
ONE ON ONE	1
COLLABORATIVE	1
PRESENTATION	2
LARGE GROUP	1
VISIBLE CONNECTIONS	2
CONNECTION TO OUTDOORS	2
FLEXIBLE SPACES	1
WELCOMING ENTRY	2
SCHOOL IDENTITY/VALUES ON DISPLAY	2
CELEBRATE STUDENT WORK	2
COMMUNITY SPACE	1
SECURE ENTRY	2
BUILDING ZONING	1
RESTROOM SAFETY	2
FURNITURE	2
DAYLIGHTING	2
ARTIFICIAL LIGHTING	2
ACOUSTICS	2
INDOOR AIR QUALITY	2
THERMAL COMFORT	2
TECHNOLOGY	2
PLAY GROUNDS	1
ACCESSIBLE PLAYGROUNDS	2
OUTDOOR CLASSROOM	2
ENVIRONMENTAL LEARNING	2
BIKE RACKS	3
AVERAGE	1.7

REPLACEMENT COST LESS CONDITION 1 AND 2 COST AS A PERCENTAGE 68%

REPLACEMENT COST LESS HIGH AND MEDIUM PRIORITY COST AS A PERCENTAGE 58%

PERCENTAGE OF RIGHT SIZED ROOMS 82%

AVERAGE NUMBER OF STUDENTS IN A STANDARD CLASSROOM AS A PERCENTAGE OF BOARD TARGET 69%

CURRENT CLASSROOM UTILIZATION

PERCENTAGE OF MAXIMUM ENROLLMENT TO CAPACITY 69%

EDUCATIONAL ADEQUACY SCORE 58%

FACILITY AND EDUCATIONAL ADEQUACY SCORE 67

CHAPPELL ELEMENTARY

1 VARIETY OF SPACES:

- Little variation in types of spaces
- Library, and Gym are below recommended size
- Cafeteria and Gym should be separated
- Would like a dedicated large motor room

2 CONNECTION AND FLEXIBLE SPACES:

- Little connection between spaces
- Some variation in types and mobility of furniture

3 IDENTITY AND COMMUNITY:

- Little signage to reinforce school identity and sense of belonging

4 SAFETY AND SECURITY:

- Gym could be zoned off from the rest of the building except through egress doors

5 QUALITY ENVIRONMENT:

- Average levels of lighting, air quality, and acoustics

6 SITE:

- No off-street parent drop-off
- Playground is on City property
- Local church is used for additional parking

- Parking is not next to the main entrance







7 CAPACITY:

- Maximum Enrollment is 69% of capacity

EDUCATIONAL ADEQUACY

 SITE SIZE

SITE SAFETY

-  TRAFFIC FLOW
-  SEPARATE TRAFFIC FLOW
-  BUS DROP-OFF
-  CAR DROP-OFF
-  PEDESTRIAN
-  BIKE TRAFFIC

SITE AMENITIES











-  ADEQUATE PARKING
-  ATHLETIC FIELDS
-  PLAYGROUNDS
-  ACCESSIBLE PLAYGROUND
-  OUTDOOR CLASSROOM
-  ENVIRONMENTAL LEARNING
-  BIKE RACKS

CHAPPELL ELEMENTARY

SITE ANALYSIS

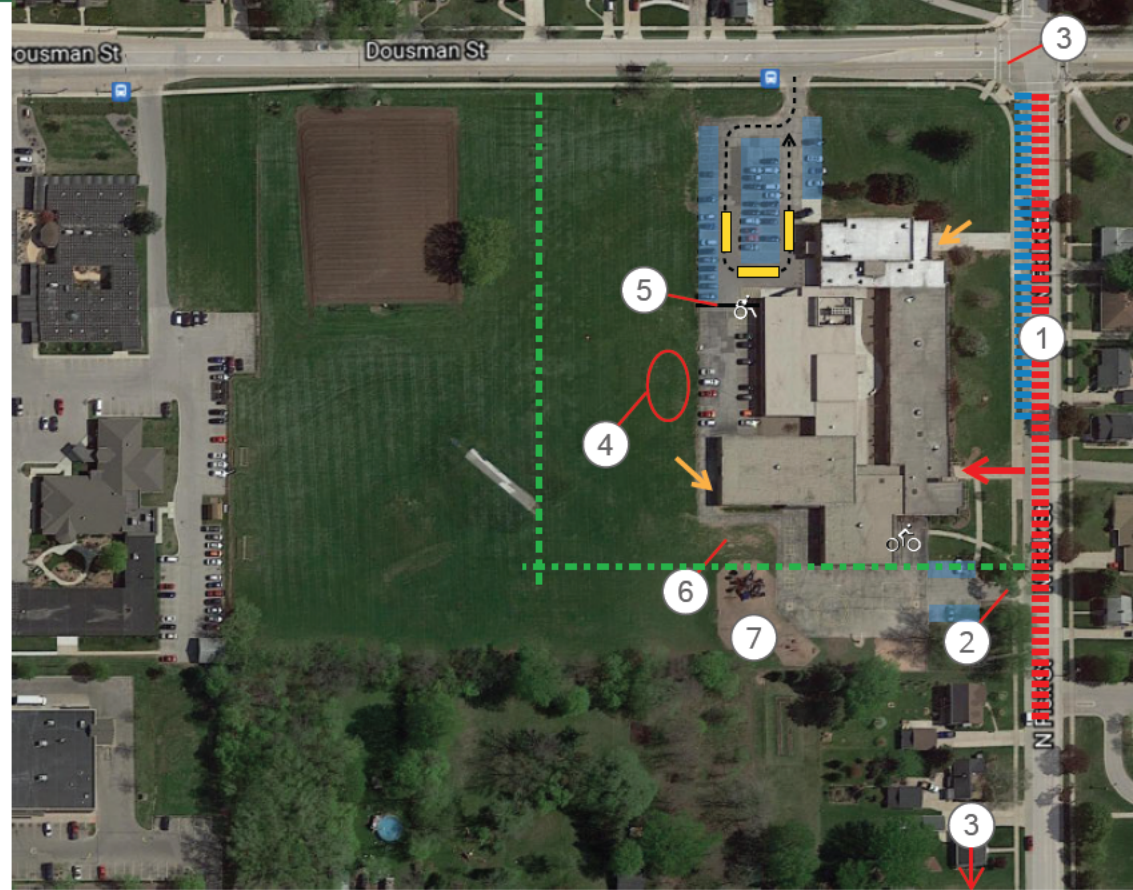
SITE: 5.87 ACRES
 BUILDING: 56,951 SF

KEY

-  PARKING
-  DROP-OFF/PICK-UP
-  HEAVY TRAFFIC
-  PROPERTY LINE
-  SCHOOL BUS
-  BUS ROUTE
-  ENTRY
-  STUDENT ENTRY
-  HANDICAP PARKING
-  BIKE RACK

GENERAL NOTES

1 - NO OFF-STREET BUS OR PARENT DROP-OFF



KEY NOTES

- 1** PARENTS PARK BOTH SIDES OF STREET FOR DROP OFF/PICK UP TIMES/ CARS ON SCHOOL SIDE OF STREET OFTEN RECEIVE PARKING TICKETS
- 2** VISITOR PARKING LOT IS BLOCKED OFF AT DROP-OFF/PICKUP TIMES FOR SAFETY OF PEDESTRIAN TRAFFIC. PARENTS HAVE NO OFF-STREET PARKING OPTION
- 3** CROSS-GUARD AT DOUSMAN ST AND SHAWANO AVE
- 4** OUTDOOR CLASSROOM ADDITION PLANNED FOR SUMMER 2022
- 5** SECURITY GATE
- 6** GARDEN BEDS PLANNED FOR SUMMER 2022
- 7** PLAYGROUND/FIELDS ARE ON CITY OWNED PROPERTY

VARIETY OF SPACES

- INDIVIDUAL
- ONE ON ONE
- COLLABORATIVE
- PRESENTATION
- LARGE GROUP

CONNECTION & FLEXIBLE SPACES

- FLEXIBLE SPACES
- VISIBLE CONNECTION
- CONNECTION TO OUTDOORS

IDENTITY AND COMMUNITY

- WELCOMING ENTRY
- SCHOOL IDENTITY / VALUES
- CELEBRATES STUDENT WORK
- COMMUNITY SPACE

SAFETY AND SECURITY

- SECURE ENTRY
- BUILDING ZONING
- RESTROOM SAFETY

INDOOR ENVIRONMENT

- FURNITURE
- DAYLIGHTING
- LIGHTING
- ACOUSTICS
- INDOOR AIR QUALITY
- THERMAL COMFORT
- TECHNOLOGY

CHAPPELL ELEMENTARY

EDUCATIONAL ADEQUACY

CLASSROOMS: 18/4
 CAPACITY: 450
 ENROLLMENT: 371
 SF/STUDENT 154

CORE SPACE SIZES

- CLASSROOMS
- KINDERGARTEN
- ART
- FACES
- WORKSHOPS
- MUSIC
- LIBRARY
- SPECIAL EDUCATION
- GYMS / PE
- PERFORMANCE
- ADMINISTRATION
- FOOD SERVICE
- TOILETS
- CIRCULATION
- SUPPORT SPACES
- **BELOW SF STANDARDS**

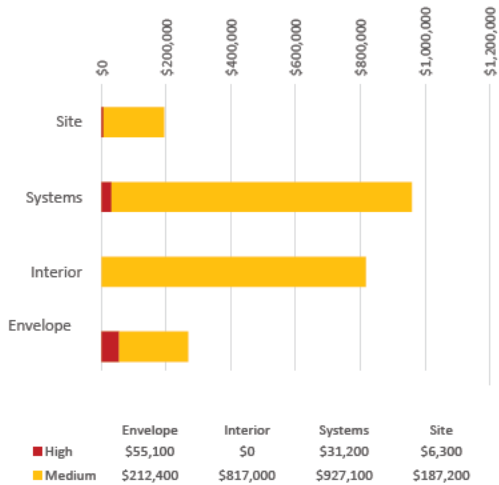


KEY NOTES

- ① SPED ROOM IS UTILIZED AS A GENERAL CLASSROOM WHEN THERE IS NOT ENOUGH CLASSROOMS
- ② FLOOR SURFACE BECOMES SLIP HAZARD WHEN WET
- ③ OFFICES ARE UNCOMFORTABLY COLD
- ④ DOORS ARE DIFFICULT TO OPEN/CLOSE
- ⑤ THESE CLASSROOMS ARE TOO SMALL WHEN MORE THAN 26 STUDENTS
- ⑥ NEED A DEDICATED LARGE MOTOR ROOM
- ⑦ NO DEDICATED NURSE'S OFFICE
- ⑧ MAY NEED TO BECOME A 4K CLASSROOM IN THE FUTURE. THEN WILL BE SHORT ON SPED ROOMS
- ⑨ NEED DEDICATED GYMNASIUM-SMALL AND DIFFICULT TO SCHEDULE AROUND LUNCH PERIODS
- ⑩ AIR LEAKS AT WINDOWS CREATE COLD AIR INTRUSION IN WINTER AND HEAT NEAR WINDOWS IN SUMMER
- ⑪ SCHOOL WOULD LIKE SPACE TO OFFER COMMUNITY OUTREACH OPPORTUNITIES.

CHAPPELL ELEMENTARY

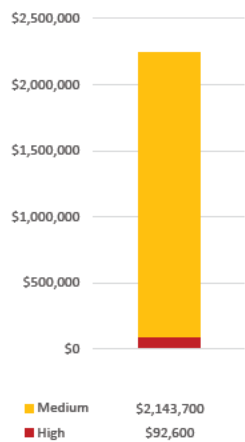
CONSTRUCTION COST BY SCOPE



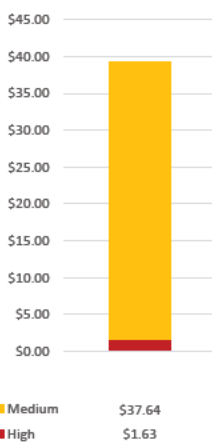
CONSTRUCTION SCOPE BY PRIORITY



COST BY PRIORITY



COST PER SF BY PRIORITY



COST BY PRIORITY AND BY CONDITION



ORIGINAL YEAR OF CONSTRUCTION 1950

UNWEIGHTED AVERAGE BUILDING AGE 56

CONDITION 1 AND 2 COST AS A PERCENTAGE OF REPLACEMENT COST 13%

HIGH AND MEDIUM PRIORITY COSTS AS A PERCENTAGE OF REPLACEMENT COST 13%

CALCULATED CAPACITY 450

HIGHEST PROJECTED ENROLLMENT 378

EXTRA SEATS SEATS AT MAXIMUM ENROLLMENT 72

SF/STUDENT AT HIGHEST PROJECTED ENROLLMENT 151

AVERAGE NUMBER OF STUDENTS IN A STANDARD CLASSROOM 21

EDUCATIONAL ADEQUACY SCORES

INDIVIDUAL	1
ONE ON ONE	1
COLLABORATIVE	1
PRESENTATION	2
LARGE GROUP	1
VISIBLE CONNECTIONS	2
CONNECTION TO OUTDOORS	2
FLEXIBLE SPACES	1
WELCOMING ENTRY	2
SCHOOL IDENTITY/VALUES ON DISPLAY	2
CELEBRATE STUDENT WORK	2
COMMUNITY SPACE	1
SECURE ENTRY	2
BUILDING ZONING	2
RESTROOM SAFETY	2
FURNITURE	2
DAYLIGHTING	2
ARTIFICIAL LIGHTING	2
ACOUSTICS	2
INDOOR AIR QUALITY	2
THERMAL COMFORT	2
TECHNOLOGY	3
PLAY GROUNDS	3
ACCESSIBLE PLAYGROUNDS	2
OUTDOOR CLASSROOM	3
ENVIRONMENTAL LEARNING	3
BIKE RACKS	3
AVERAGE	2.0

REPLACEMENT COST LESS CONDITION 1 AND 2 COST AS A PERCENTAGE 87%

REPLACEMENT COST LESS HIGH AND MEDIUM PRIORITY COST AS A PERCENTAGE 87%

PERCENTAGE OF RIGHT SIZED ROOMS 82%

AVERAGE NUMBER OF STUDENTS IN A STANDARD CLASSROOM AS A PERCENTAGE OF BOARD TARGET 82%

CURRENT CLASSROOM UTILIZATION

PERCENTAGE OF MAXIMUM ENROLLMENT TO CAPACITY 82%

EDUCATIONAL ADEQUACY SCORE 65%

FACILITY AND EDUCATIONAL ADEQUACY SCORE

81

DANZ ELEMENTARY

1 VARIETY OF SPACES:

- Some variation in types of spaces with a flex room and maker space
- A number of classrooms, the music room, and the Gym are below recommended size
- Large motor, sensory, and intervention rooms are required to better serve the special education needs along with restroom with changing table
- Additional Administration space needed

2 CONNECTION AND FLEXIBLE SPACES:

- Little connection between spaces
- Little variation in types and mobility of furniture

3 IDENTITY AND COMMUNITY:

- Little signage to reinforce school identity and sense of belonging
- There is a community room which is well used

4 SAFETY AND SECURITY:

- No building zoning possible

5 QUALITY ENVIRONMENT:

- Average levels of lighting, air quality, and acoustics

6 SITE:

- No off-street bus or parent drop-off
- Playground is old
- There are some garden areas and a walking trail that is used by the teachers
- Not enough staff parking

7 CAPACITY:

- Maximum Enrollment is 73% of capacity

EDUCATIONAL ADEQUACY

● SITE SIZE

SITE SAFETY

- TRAFFIC FLOW
- SEPARATE TRAFFIC FLOW
- BUS DROP-OFF
- CAR DROP-OFF
- PEDESTRIAN
- BIKE TRAFFIC

SITE AMENITIES

- ADEQUATE PARKING
- ATHLETIC FIELDS
- PLAYGROUNDS
- ACCESSIBLE PLAYGROUND
- OUTDOOR CLASSROOM
- ENVIRONMENTAL LEARNING
- BIKE RACKS

DANZ ELEMENTARY

SITE ANALYSIS

SITE: 5.89 ACRES
 BUILDING: 81,057 SF

KEY

- PARKING
- DROP-OFF/PICK-UP
- HEAVY TRAFFIC
- PROPERTY LINE
- SCHOOL BUS
- BUS ROUTE
- ENTRY
- STUDENT ENTRY
- HANDICAP PARKING
- BIKE RACK

GENERAL NOTES

1 - NO OFF-STREET BUS OR PARENT DROP-OFF



KEY NOTES

- ① PLAYGROUND/FIELDS ARE ON CITY OWNED PROPERTY
- ② PLAYGROUND NEEDS UPDATES AND HAS SAFETY ISSUE WITH HOMELESS IN PARK
- ③ NEED MORE STAFF PARKING. STAFF PARK IN VISITOR DESIGNATED AREAS
- ④ CARS PARK IN NO PARKING ZONE

VARIETY OF SPACES

- INDIVIDUAL
- ONE ON ONE
- COLLABORATIVE
- PRESENTATION
- LARGE GROUP

CONNECTION & FLEXIBLE SPACES

- FLEXIBLE SPACES
- VISIBLE CONNECTION
- CONNECTION TO OUTDOORS

IDENTITY AND COMMUNITY

- WELCOMING ENTRY
- SCHOOL IDENTITY / VALUES
- CELEBRATES STUDENT WORK
- COMMUNITY SPACE

SAFETY AND SECURITY

- SECURE ENTRY
- BUILDING ZONING
- RESTROOM SAFETY

INDOOR ENVIRONMENT

- FURNITURE
- DAYLIGHTING
- LIGHTING
- ACOUSTICS
- INDOOR AIR QUALITY
- THERMAL COMFORT
- TECHNOLOGY

DANZ ELEMENTARY

EDUCATIONAL ADEQUACY

CLASSROOMS: 30
 CAPACITY: 750
 ENROLLMENT: 548
 SF/STUDENT 148

CORE SPACE SIZES

- CLASSROOMS
- KINDERGARTEN
- ART
- FACS
- WORKSHOPS
- MUSIC
- LIBRARY
- SPECIAL EDUCATION
- GYMS / PE
- PERFORMANCE
- ADMINISTRATION
- FOOD SERVICE
- TOILETS
- CIRCULATION
- SUPPORT SPACES
- BELOW SF STANDARDS
- COMMUNITY



GENERAL NOTES

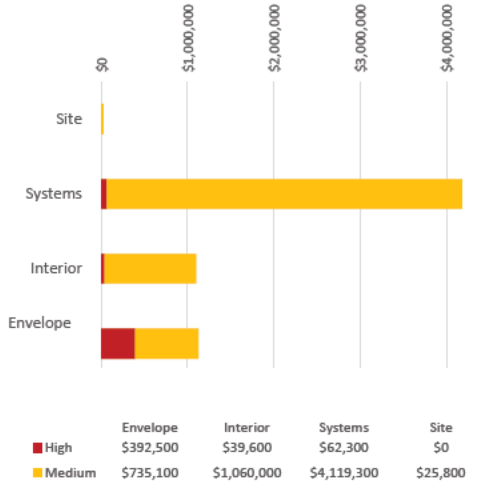
1 - ROOMS SIZES ARE COMPARED TO MN GUIDELINES; HOW A ROOM IS USED OR FEWER STUDENTS COULD RESULT IN A SMALLER ROOM BEING SUITABLE FOR PURPOSE

KEY NOTES

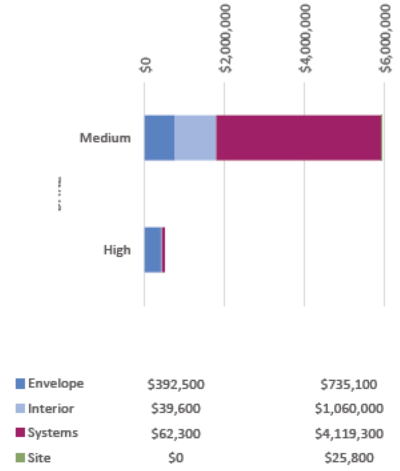
- (3) STAFF IN TITLE 1 ROOM
- KINDERGARTEN CLASSROOMS AND COMMONS PART OF RECENT ADDITION
- MUSIC RELOCATED IN UNDERUTILIZED COMMUNITY ROOM DURING COVID. PLANNED TO MOVE BACK TO ROOM 125 IN 2023
- MUSIC ROOM USED FOR MATH/OT TEMPORARILY- NEED DEDICATED OT AND MATH ROOMS
- NEED DEDICATED MOTOR ROOM
- NEED DEDICATED SENSORY ROOM AND SPED TOILET ROOM WITH CHANGING TABLE
- NEED ADDITIONAL OFFICE SPACE AND A CONFERENCE ROOM IN ADMIN
- NEED 4-5 SMALL GROUP ROOMS FOR INTERVENTIONISTS

DANZ ELEMENTARY

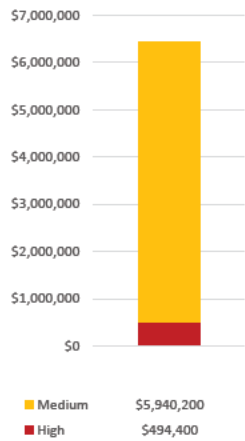
CONSTRUCTION COST BY SCOPE



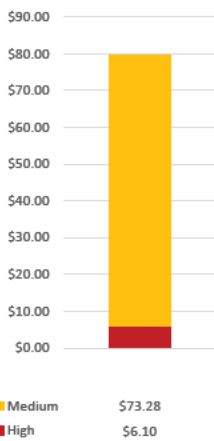
CONSTRUCTION SCOPE BY PRIORITY



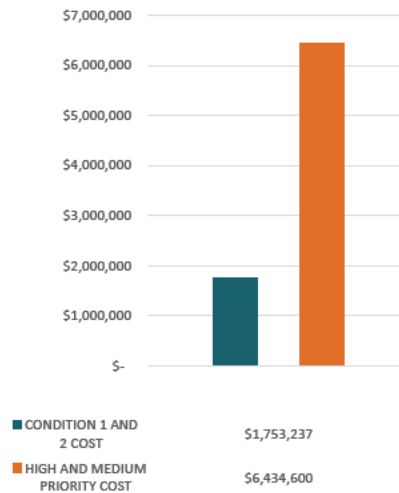
COST BY PRIORITY



COST PER SF BY PRIORITY



COST BY PRIORITY AND BY CONDITION



ORIGINAL YEAR OF CONSTRUCTION **1956**
UNWEIGHTED AVERAGE BUILDING AGE **37**

CONDITION 1 AND 2 COST AS A PERCENTAGE OF REPLACEMENT COST **7%**
HIGH AND MEDIUM PRIORITY COSTS AS A PERCENTAGE OF REPLACEMENT COST **26%**
CALCULATED CAPACITY **750**
HIGHEST PROJECTED ENROLLMENT **539**
EXTRA SEATS SEATS AT MAXIMUM ENROLLMENT **211**
SF/STUDENT AT HIGHEST PROJECTED ENROLLMENT **150**
AVERAGE NUMBER OF STUDENTS IN A STANDARD CLASSROOM **18**

EDUCATIONAL ADEQUACY SCORES

INDIVIDUAL	2
ONE ON ONE	2
COLLABORATIVE	2
PRESENTATION	3
LARGE GROUP	3
VISIBLE CONNECTIONS	2
CONNECTION TO OUTDOORS	2
FLEXIBLE SPACES	2
WELCOMING ENTRY	2
SCHOOL IDENTITY/VALUES ON DISPLAY	2
CELEBRATE STUDENT WORK	2
COMMUNITY SPACE	3
SECURE ENTRY	3
BUILDING ZONING	1
RESTROOM SAFETY	2
FURNITURE	2
DAYLIGHTING	3
ARTIFICIAL LIGHTING	3
ACOUSTICS	3
INDOOR AIR QUALITY	2
THERMAL COMFORT	2
TECHNOLOGY	3
PLAY GROUNDS	1
ACCESSIBLE PLAYGROUNDS	2
OUTDOOR CLASSROOM	2
ENVIRONMENTAL LEARNING	3
BIKE RACKS	3
AVERAGE	2.3

REPLACEMENT COST LESS CONDITION 1 AND 2 COST AS A PERCENTAGE	93%
REPLACEMENT COST LESS HIGH AND MEDIUM PRIORITY COST AS A PERCENTAGE	74%
PERCENTAGE OF RIGHT SIZED ROOMS	73%
AVERAGE NUMBER OF STUDENTS IN A STANDARD CLASSROOM AS A PERCENTAGE OF BOARD TARGET	73%
CURRENT CLASSROOM UTILIZATION	
PERCENTAGE OF MAXIMUM ENROLLMENT TO CAPACITY	73%
EDUCATIONAL ADEQUACY SCORE	77%

FACILITY AND EDUCATIONAL ADEQUACY SCORE

77

DOTY ELEMENTARY

1 VARIETY OF SPACES:

- Little variation in types of spaces
- Several Classrooms, and Art room are below recommended size
- Cafeteria and Gym should be separated

2 CONNECTION AND FLEXIBLE SPACES:

- Little connection between spaces
- Little variation in types and mobility of furniture

3 IDENTITY AND COMMUNITY:

- Little signage to reinforce school identity and sense of belonging

4 SAFETY AND SECURITY:

- No building zoning possible

5 QUALITY ENVIRONMENT:

- Average levels of lighting, air quality, and acoustics

6 SITE:

- No off-street parent drop-off
- New playground equipment
- The District owns the fields and the City uses them
- Not enough parking

7 CAPACITY:

- Enrollment is 68% of capacity

EDUCATIONAL ADEQUACY

● SITE SIZE

SITE SAFETY

- TRAFFIC FLOW
- SEPARATE TRAFFIC FLOW
- BUS DROP-OFF
- CAR DROP-OFF
- PEDESTRIAN
- BIKE TRAFFIC

SITE AMENITIES











- ADEQUATE PARKING
- ATHLETIC FIELDS
- PLAYGROUNDS
- ACCESSIBLE PLAYGROUND
- OUTDOOR CLASSROOM
- ENVIRONMENTAL LEARNING
- BIKE RACKS

**DOTY
ELEMENTARY**

SITE ANALYSIS

SITE: 11.64 ACRES
BUILDING: 56,270 SF

KEY

-  PARKING
-  DROP-OFF/PICK-UP
-  HEAVY TRAFFIC
-  PROPERTY LINE
-  SCHOOL BUS
-  BUS ROUTE
-  ENTRY
-  STUDENT ENTRY
-  HANDICAP PARKING
-  BIKE RACK






KEY NOTES

- ① PARALLEL PARKING FOR PICK UP/DROP OFF ONLY. VERY CONGESTED AM/PM TIMES
- ② LIMITED PARKING ON SITE FOR VISITORS, STAFF, AND EVENTS
- ③ OUTDOOR CLASSROOM
- ④ FEW WALKERS TO SCHOOL, MOST STUDENTS BUS-STUDENT CONGESTION AT MAIN ENTRY
- ⑤ DISTRICT OWNED PLAY AREAS/FIELDS





VARIETY OF SPACES

-  INDIVIDUAL
-  ONE ON ONE
-  COLLABORATIVE
-  PRESENTATION
-  LARGE GROUP




CONNECTION & FLEXIBLE SPACES

-  FLEXIBLE SPACES
-  VISIBLE CONNECTION
-  CONNECTION TO OUTDOORS






IDENTITY AND COMMUNITY

-  WELCOMING ENTRY
-  SCHOOL IDENTITY / VALUES
-  CELEBRATES STUDENT WORK
-  COMMUNITY SPACE

SAFETY AND SECURITY

-  SECURE ENTRY
-  BUILDING ZONING
-  RESTROOM SAFETY

INDOOR ENVIRONMENT

















-  FURNITURE
-  DAYLIGHTING
-  LIGHTING
-  ACOUSTICS
-  INDOOR AIR QUALITY
-  TECHNOLOGY

DOTY ELEMENTARY

EDUCATIONAL ADEQUACY

CLASSROOMS: 16
CAPACITY: 400
ENROLLMENT: 270
SF/STUDENT 208

CORE SPACE SIZES

-  CLASSROOMS
-  KINDERGARTEN
-  ART
-  FACS
-  WORKSHOPS
-  MUSIC
-  LIBRARY
-  SPECIAL EDUCATION
-  GYMS / PE
-  PERFORMANCE
-  ADMINISTRATION
-  FOOD SERVICE
-  TOILETS
-  CIRCULATION
-  SUPPORT SPACES
-  BELOW SF STANDARDS



GENERAL NOTES

1 - ROOMS SIZES ARE COMPARED TO MN GUIDELINES; HOW A ROOM IS USED OR FEWER STUDENTS COULD RESULT IN A SMALLER ROOM BEING SUITABLE FOR PURPOSE

KEY NOTES

















- ① RECOMMEND SEPARATE GYMNASIUM AND CAFETERIA SPACES FOR LARGE GROUP/PE FLEXIBILITY
- ② NO DAYLIGHTING AT INTERIOR CLASSROOMS AND MUSIC ROOM
- ③ NO ZONE CONTROL TO SECOND FLOOR
- ④ SOUND TRANSFER BETWEEN CLASSROOMS/CORRIDOR-WALLS DO NOT EXTEND TO DECK

- ⑤ EL AND OTHER SPECIALISTS WORK 1 ON 1 IN CORRIDOR-NEED SMALL GROUP ROOMS
- ⑥ NEED FAMILY MEETING SPACE
- ⑦ INADEQUATELY SIZED NURSE OFFICE
- ⑧ UNDER-UTILIZED SPACE

DOTY ELEMENTARY

EDUCATIONAL ADEQUACY

CORE SPACE SIZES

-  CLASSROOMS
-  KINDERGARTEN
-  ART
-  FACS
-  WORKSHOPS
-  MUSIC
-  LIBRARY
-  SPECIAL EDUCATION
-  GYMS / PE
-  PERFORMANCE
-  ADMINISTRATION
-  FOOD SERVICE
-  TOILETS
-  CIRCULATION
-  SUPPORT SPACES
-  **BELOW SF STANDARDS**

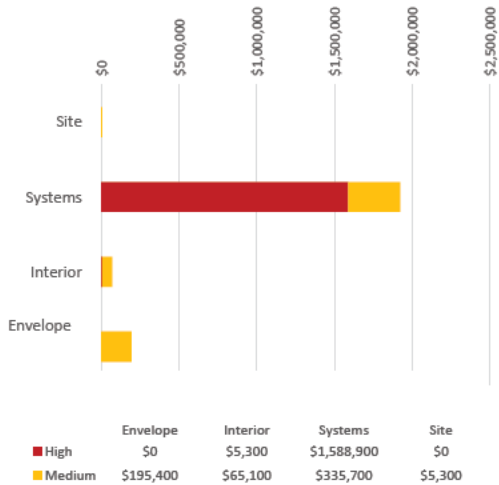


KEY NOTES

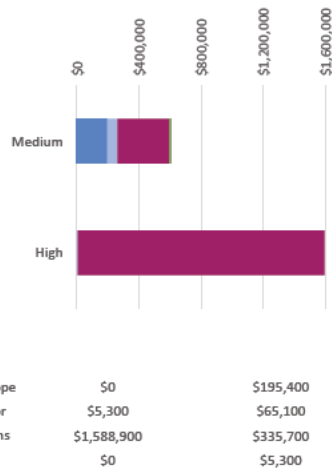
- ① COMPUTER LAB NOT NEEDED
- ② THESE (3) ROOMS ARE COLD
- ③ POOR SOUND TRANSMISSION
- ④ NEED UPDATED LIGHTING/
SOME RECENT UPDATED
FURNITURE

DOTY ELEMENTARY

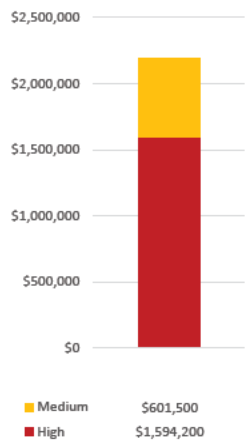
CONSTRUCTION COST BY SCOPE




CONSTRUCTION SCOPE BY PRIORITY



COST BY PRIORITY



COST PER SF BY PRIORITY



COST BY PRIORITY AND BY CONDITION



ORIGINAL YEAR OF CONSTRUCTION 1971

UNWEIGHTED AVERAGE BUILDING AGE 27

CONDITION 1 AND 2 COST AS A PERCENTAGE OF REPLACEMENT COST 13%

HIGH AND MEDIUM PRIORITY COSTS AS A PERCENTAGE OF REPLACEMENT COST 13%

CALCULATED CAPACITY 400

HIGHEST PROJECTED ENROLLMENT 263

EXTRA SEATS SEATS AT MAXIMUM ENROLLMENT 137

SF/STUDENT AT HIGHEST PROJECTED ENROLLMENT 214

AVERAGE NUMBER OF STUDENTS IN A STANDARD CLASSROOM 17

EDUCATIONAL ADEQUACY SCORES

INDIVIDUAL	2
ONE ON ONE	2
COLLABORATIVE	2
PRESENTATION	3
LARGE GROUP	2
VISIBLE CONNECTIONS	2
CONNECTION TO OUTDOORS	2
FLEXIBLE SPACES	2
WELCOMING ENTRY	2
SCHOOL IDENTITY/VALUES ON DISPLAY	2
CELEBRATE STUDENT WORK	2
COMMUNITY SPACE	2
SECURE ENTRY	3
BUILDING ZONING	2
RESTROOM SAFETY	2
FURNITURE	2
DAYLIGHTING	2
ARTIFICIAL LIGHTING	2
ACOUSTICS	2
INDOOR AIR QUALITY	2
THERMAL COMFORT	2
TECHNOLOGY	3
PLAY GROUNDS	3
ACCESSIBLE PLAYGROUNDS	2
OUTDOOR CLASSROOM	3
ENVIRONMENTAL LEARNING	2
BIKE RACKS	3
AVERAGE	2.2

REPLACEMENT COST LESS CONDITION 1 AND 2 COST AS A PERCENTAGE 87%

REPLACEMENT COST LESS HIGH AND MEDIUM PRIORITY COST AS A PERCENTAGE 87%

PERCENTAGE OF RIGHT SIZED ROOMS 42%

AVERAGE NUMBER OF STUDENTS IN A STANDARD CLASSROOM AS A PERCENTAGE OF BOARD TARGET 68%

CURRENT CLASSROOM UTILIZATION

PERCENTAGE OF MAXIMUM ENROLLMENT TO CAPACITY 68%

EDUCATIONAL ADEQUACY SCORE 74%

FACILITY AND EDUCATIONAL ADEQUACY SCORE 71

EISENHOWER ELEMENTARY

1 VARIETY OF SPACES:

- Little variation in types of spaces
- A number of Classrooms, Library, Cafeteria, and Gym are below recommended size
- Cafeteria and Gym should be separated

2 CONNECTION AND FLEXIBLE SPACES:

- Little connection between spaces
- Little variation in types and mobility of furniture

3 IDENTITY AND COMMUNITY:

- Little signage to reinforce school identity and sense of belonging
- There is a specific community room

4 SAFETY AND SECURITY:

- Recommend updating entrance to route visitors via the front office before entering the school proper
- No building zoning possible

5 QUALITY ENVIRONMENT:

- Average levels of lighting, air quality, and acoustics

6 SITE:

- No off-street parent drop-off

- The playground is small and on City property

- Not enough parking. A local Church is used for additional parking

7 CAPACITY:

- Enrollment is 63% of capacity

EDUCATIONAL ADEQUACY

● SITE SIZE

SITE SAFETY

- TRAFFIC FLOW
- SEPARATE TRAFFIC FLOW
- BUS DROP-OFF
- CAR DROP-OFF
- PEDESTRIAN
- BIKE TRAFFIC

SITE AMENITIES











- ADEQUATE PARKING
- ATHLETIC FIELDS
- PLAYGROUNDS
- ACCESSIBLE PLAYGROUND
- OUTDOOR CLASSROOM
- ENVIRONMENTAL LEARNING
- BIKE RACKS

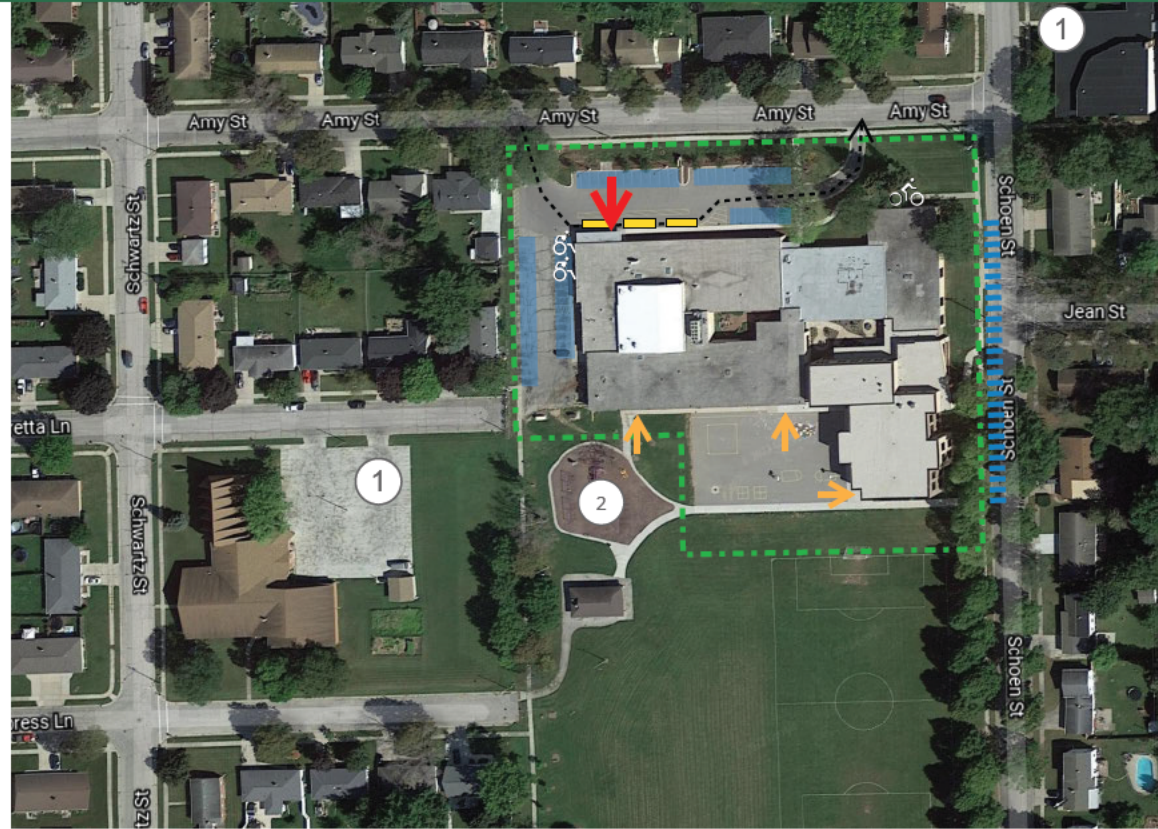
EISENHOWER ELEMENTARY

SITE ANALYSIS

SITE: 3.995 ACRES
 BUILDING: 81,123 SF

KEY

-  PARKING
-  DROP-OFF/PICK-UP
-  HEAVY TRAFFIC
-  PROPERTY LINE
-  SCHOOL BUS
-  BUS ROUTE
-  ENTRY
-  STUDENT ENTRY
-  HANDICAP PARKING
-  BIKE RACK



GENERAL NOTES

- 1 - NO VISITOR PARKING ON SITE. ABLE TO PARK AT NEARBY CHURCHES OR ON STREET
- 2 - NOT ENOUGH PARKING FOR STAFF IN LOT
- 3 - PLAYGROUND AREA TOO SMALL. OWNED BY CITY SO OTHERS USE AT SAME TIME; SAFETY CONCERN
- 4 - PARENTS WILL OFTEN PARK AT CHURCH OR ON SHOEN ST AND WALK STUDENT TO SCHOOL

KEY NOTES

- ① ADDITIONAL PARKING AT CHURCHES USED BY VISITORS
- ② SMALL PLAYGROUND WITH POOR EQUIPMENT, OWNED BY CITY

VARIETY OF SPACES

- INDIVIDUAL
- ONE ON ONE
- COLLABORATIVE
- PRESENTATION
- LARGE GROUP

CONNECTION & FLEXIBLE SPACES

- FLEXIBLE SPACES
- VISIBLE CONNECTION
- CONNECTION TO OUTDOORS

IDENTITY AND COMMUNITY

- WELCOMING ENTRY
- SCHOOL IDENTITY / VALUES
- CELEBRATES STUDENT WORK
- COMMUNITY SPACE

SAFETY AND SECURITY

- SECURE ENTRY
- BUILDING ZONING
- RESTROOM SAFETY

INDOOR ENVIRONMENT

- FURNITURE
- DAYLIGHTING
- LIGHTING
- ACOUSTICS
- INDOOR AIR QUALITY
- THERMAL COMFORT
- TECHNOLOGY

EISENHOWER ELEMENTARY

EDUCATIONAL ADEQUACY

CLASSROOMS: 30/3
 CAPACITY: 750
 ENROLLMENT: 469
 SF/STUDENT 173

CORE SPACE SIZES

- CLASSROOMS
- KINDERGARTEN
- ART
- FACS
- WORKSHOPS
- MUSIC
- LIBRARY
- SPECIAL EDUCATION
- GYMS / PE
- PERFORMANCE
- ADMINISTRATION
- FOOD SERVICE
- TOILETS
- CIRCULATION
- SUPPORT SPACES
- BELOW SF STANDARDS



GENERAL NOTES

- 1 - LIBRARY IS SMALL; ADDITIONAL STORAGE NEEDED
- 2 - WOULD BENEFIT FROM ADDITIONAL SMALL GROUP SPACES
- 3 - ROOMS SIZES ARE COMPARED TO MN GUIDELINES; HOW A ROOM IS USED OR FEWER STUDENTS COULD RESULT IN A SMALLER ROOM BEING SUITABLE FOR PURPOSE
















KEY NOTES

- ① GYMNASIUM BELOW RECOMMENDED SIZE
- ② KINDERGARTEN - BELOW RECOMMENDED SIZE, NO RESTROOMS
- ③ SPACE USED FOR KINDERGARTEN - NO RESTROOMS

EISENHOWER ELEMENTARY

EDUCATIONAL ADEQUACY

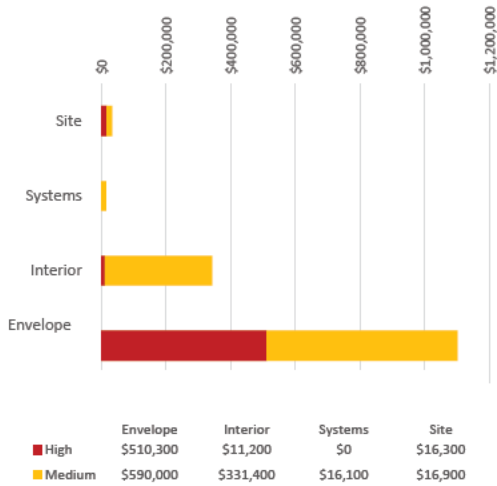
CORE SPACE SIZES

-  CLASSROOMS
-  KINDERGARTEN
-  ART
-  FACS
-  WORKSHOPS
-  MUSIC
-  LIBRARY
-  SPECIAL EDUCATION
-  GYMS / PE
-  PERFORMANCE
-  ADMINISTRATION
-  FOOD SERVICE
-  TOILETS
-  CIRCULATION
-  SUPPORT SPACES
-  **BELOW SF STANDARDS**

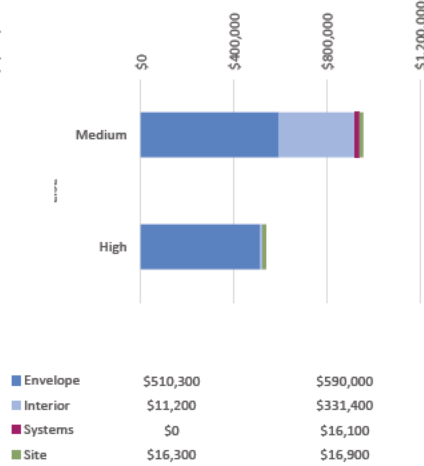


EISENHOWER ELEMENTARY

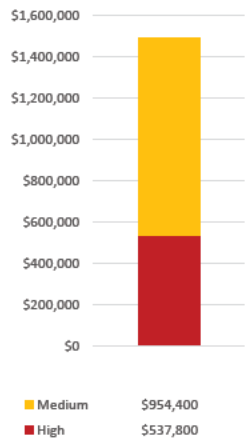
CONSTRUCTION COST BY SCOPE



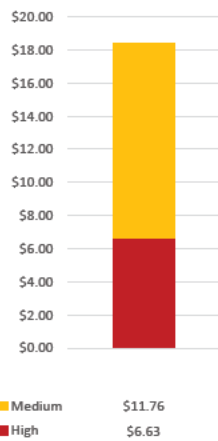
CONSTRUCTION SCOPE BY PRIORITY



COST BY PRIORITY



COST PER SF BY PRIORITY



COST BY PRIORITY AND BY CONDITION



ORIGINAL YEAR OF CONSTRUCTION **1960**

UNWEIGHTED AVERAGE BUILDING AGE **36**

CONDITION 1 AND 2 COST AS A PERCENTAGE OF REPLACEMENT COST **6%**

HIGH AND MEDIUM PRIORITY COSTS AS A PERCENTAGE OF REPLACEMENT COST **6%**

CALCULATED CAPACITY **750**

HIGHEST PROJECTED ENROLLMENT **462**

EXTRA SEATS SEATS AT MAXIMUM ENROLLMENT **288**

SF/STUDENT AT HIGHEST PROJECTED ENROLLMENT **176**

AVERAGE NUMBER OF STUDENTS IN A STANDARD CLASSROOM **16**

EDUCATIONAL ADEQUACY SCORES

INDIVIDUAL	2
ONE ON ONE	2
COLLABORATIVE	2
PRESENTATION	2
LARGE GROUP	2
VISIBLE CONNECTIONS	2
CONNECTION TO OUTDOORS	3
FLEXIBLE SPACES	2
WELCOMING ENTRY	2
SCHOOL IDENTITY/VALUES ON DISPLAY	2
CELEBRATE STUDENT WORK	2
COMMUNITY SPACE	3
SECURE ENTRY	3
BUILDING ZONING	3
RESTROOM SAFETY	2
FURNITURE	2
DAYLIGHTING	3
ARTIFICIAL LIGHTING	2
ACOUSTICS	2
INDOOR AIR QUALITY	3
THERMAL COMFORT	3
TECHNOLOGY	2
PLAY GROUNDS	1
ACCESSIBLE PLAYGROUNDS	2
OUTDOOR CLASSROOM	3
ENVIRONMENTAL LEARNING	2
BIKE RACKS	3
AVERAGE	2.3

REPLACEMENT COST LESS CONDITION 1 AND 2 COST AS A PERCENTAGE **94%**

REPLACEMENT COST LESS HIGH AND MEDIUM PRIORITY COST AS A PERCENTAGE **94%**

PERCENTAGE OF RIGHT SIZED ROOMS **55%**

AVERAGE NUMBER OF STUDENTS IN A STANDARD CLASSROOM AS A PERCENTAGE OF BOARD TARGET **63%**

CURRENT CLASSROOM UTILIZATION

PERCENTAGE OF MAXIMUM ENROLLMENT TO CAPACITY **63%**

EDUCATIONAL ADEQUACY SCORE **77%**

FACILITY AND EDUCATIONAL ADEQUACY SCORE 74

ELMORE ELEMENTARY

1 VARIETY OF SPACES:

- Little variation in types of spaces
- Several Classrooms, Art, and Gym are below recommended size
- Music lessons happen in the Library; should have its own room
- Cafeteria and Gym should be separated
- Range of classroom sizes throughout the building resulting in inequity
- Need additional offices for student services and a conference room.

2 CONNECTION AND FLEXIBLE SPACES:

- Little connection between spaces
- Little variation in types and mobility of furniture

3 IDENTITY AND COMMUNITY:

- Little signage to reinforce school identity and sense of belonging
- The accessible entrance is separate from the main entry and students have to be guided in by staff

4 SAFETY AND SECURITY:

- Recommend updating entrance to route visitors via the front office before entering the school proper

- No building zoning possible

5 QUALITY ENVIRONMENT:

- Average levels of lighting, air quality, and acoustics

6 SITE:

- No off street bus or parent drop-off
- Small playground with some waterlogging at times
- Not enough parking
- Parking is not next to the main entrance

7 CAPACITY:

- Enrollment is 66% of capacity

EDUCATIONAL ADEQUACY

● SITE SIZE

SITE SAFETY

- TRAFFIC FLOW
- SEPARATE TRAFFIC FLOW
- BUS DROP-OFF
- CAR DROP-OFF
- PEDESTRIAN
- BIKE TRAFFIC

SITE AMENITIES

- ADEQUATE PARKING
- ATHLETIC FIELDS
- PLAYGROUNDS
- ACCESSIBLE PLAYGROUND
- OUTDOOR CLASSROOM
- ENVIRONMENTAL LEARNING
- BIKE RACKS

**ELMORE
ELEMENTARY**

SITE ANALYSIS

SITE: 2.948 ACRES
BUILDING: 50,781 SF

KEY

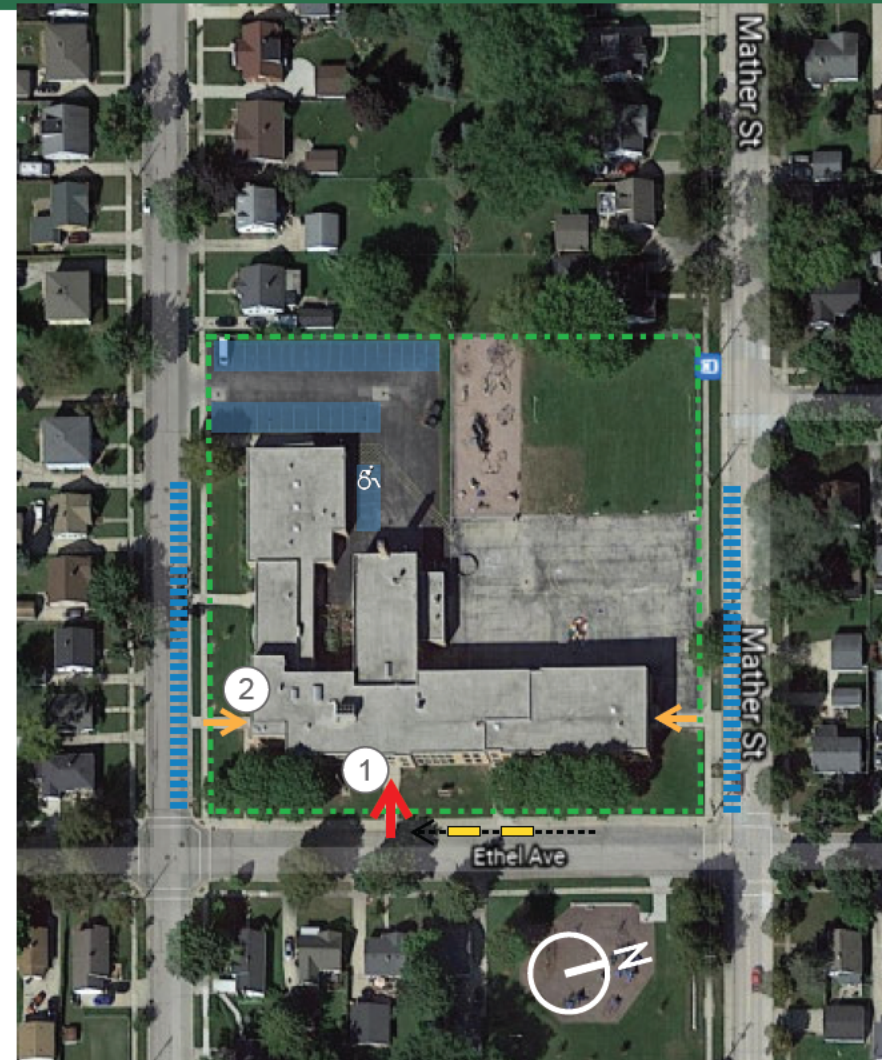
- PARKING
- ▤ DROP-OFF/PICK-UP
- ▤ HEAVY TRAFFIC
- - - - - PROPERTY LINE
- SCHOOL BUS
- BUS ROUTE
- ENTRY
- STUDENT ENTRY
- ♿ HANDICAP PARKING
- 🚲 BIKE RACK

GENERAL NOTES

- 1 - NOT ENOUGH PARKING FOR STAFF
- 2 - RECENTLY UPDATED PLAYGROUND
- 3 - CURRENTLY NO VISITOR PARKING
- 4 - MANY STUDENTS WALK TO SCHOOL

KEY NOTES

- ① ENTRY IS NOT ACCESSIBLE. WOULD PREFER MAIN ENTRY TO BE OFF OF BOND ST.
- ② ACCESSIBLE ENTRY. STUDENTS MUST BE GUIDED IN BY STAFF



VARIETY OF SPACES

- INDIVIDUAL
- ONE ON ONE
- COLLABORATIVE
- PRESENTATION
- LARGE GROUP

CONNECTION & FLEXIBLE SPACES

- FLEXIBLE SPACES
- VISIBLE CONNECTION
- CONNECTION TO OUTDOORS

IDENTITY AND COMMUNITY

- WELCOMING ENTRY
- SCHOOL IDENTITY / VALUES
- CELEBRATES STUDENT WORK
- COMMUNITY SPACE

SAFETY AND SECURITY

- SECURE ENTRY
- BUILDING ZONING
- RESTROOM SAFETY

INDOOR ENVIRONMENT

- FURNITURE
- DAYLIGHTING
- LIGHTING
- ACOUSTICS
- INDOOR AIR QUALITY
- THERMAL COMFORT
- TECHNOLOGY

ELMORE ELEMENTARY

EDUCATIONAL ADEQUACY

CLASSROOMS: 16/1
 CAPACITY: 400
 ENROLLMENT: 265
 SF/STUDENT 192

CORE SPACE SIZES

- CLASSROOMS
- KINDERGARTEN
- ART
- FACS
- WORKSHOPS
- MUSIC
- LIBRARY
- SPECIAL EDUCATION
- GYMS / PE
- PERFORMANCE
- ADMINISTRATION
- FOOD SERVICE
- TOILETS
- CIRCULATION
- SUPPORT SPACES
- BELOW SF STANDARDS



GENERAL NOTES

- 1 - NO CONFERENCE ROOM FOR PARENT MEETINGS
- 2 - NEED STUDENT CALMING ROOM WOULD BENEFIT FROM MORE
- 3 - SPECIALIST OFFICE SPACES
- 4 - LACK EQUITY THROUGHOUT BUILDING
- 5 - NEED ASSISTED STUDENT TOILET ROOM
- 6 - ROOMS SIZES ARE COMPARED TO MN GUIDELINES; HOW A ROOM IS USED OR FEWER STUDENTS COULD RESULT IN A SMALLER ROOM BEING SUITABLE FOR PURPOSE











KEY NOTES

- ① SEPARATE, LARGER GYMNASIUM NEEDED
- ② CAFETERIA BELOW RECOMMENDED SIZE
- ③ NEED SEPARATE MUSIC ROOM
- ④ NOISE TRANSFER FROM GYM

ELMORE ELEMENTARY

EDUCATIONAL ADEQUACY

CORE SPACE SIZES

-  CLASSROOMS
-  KINDERGARTEN
-  ART
-  FACS
-  WORKSHOPS
-  MUSIC
-  LIBRARY
-  SPECIAL EDUCATION
-  GYMS / PE
-  PERFORMANCE
-  ADMINISTRATION
-  FOOD SERVICE
-  TOILETS
-  CIRCULATION
-  SUPPORT SPACES
-  BELOW SF STANDARDS

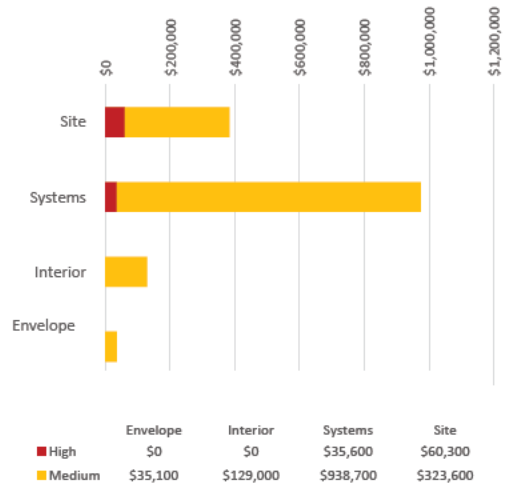


KEY NOTES

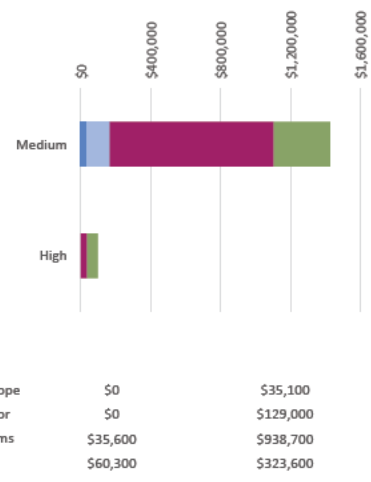
- ① SEPARATE, LARGER GYMNASIUM NEEDED
- ② CAFETERIA BELOW RECOMMENDED SIZE
- ③ NEED SEPARATE MUSIC ROOM
- ④ NOISE TRANSFER FROM GYM

ELMORE ELEMENTARY

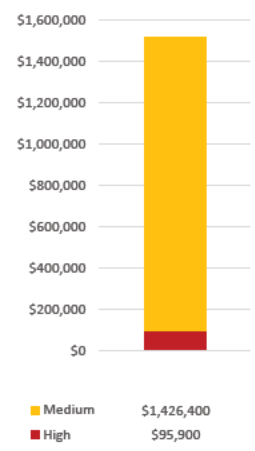
CONSTRUCTION COST BY SCOPE



CONSTRUCTION SCOPE BY PRIORITY



COST BY PRIORITY



COST PER SF BY PRIORITY



COST BY PRIORITY AND BY CONDITION



ORIGINAL YEAR OF CONSTRUCTION **1939**

UNWEIGHTED AVERAGE BUILDING AGE **74**

CONDITION 1 AND 2 COST AS A PERCENTAGE OF REPLACEMENT COST **10%**

HIGH AND MEDIUM PRIORITY COSTS AS A PERCENTAGE OF REPLACEMENT COST **10%**

EDUCATIONAL ADEQUACY SCORES

INDIVIDUAL	1
ONE ON ONE	1
COLLABORATIVE	1
PRESENTATION	1
LARGE GROUP	1
VISIBLE CONNECTIONS	1
CONNECTION TO OUTDOORS	2
FLEXIBLE SPACES	1
WELCOMING ENTRY	1
SCHOOL IDENTITY/VALUES ON DISPLAY	1
CELEBRATE STUDENT WORK	2
COMMUNITY SPACE	1
SECURE ENTRY	1
BUILDING ZONING	1
RESTROOM SAFETY	2
FURNITURE	2
DAYLIGHTING	2
ARTIFICIAL LIGHTING	2
ACOUSTICS	2
INDOOR AIR QUALITY	2
THERMAL COMFORT	2
TECHNOLOGY	2
PLAY GROUNDS	2
ACCESSIBLE PLAYGROUNDS	2
OUTDOOR CLASSROOM	1
ENVIRONMENTAL LEARNING	2
BIKE RACKS	2
AVERAGE	1.5

CALCULATED CAPACITY **400**

HIGHEST PROJECTED ENROLLMENT **268**

EXTRA SEATS SEATS AT MAXIMUM ENROLLMENT **132**

SF/STUDENT AT HIGHEST PROJECTED ENROLLMENT **189**

AVERAGE NUMBER OF STUDENTS IN A STANDARD CLASSROOM **17**

REPLACEMENT COST LESS CONDITION 1 AND 2 COST AS A PERCENTAGE **90%**

REPLACEMENT COST LESS HIGH AND MEDIUM PRIORITY COST AS A PERCENTAGE **90%**

PERCENTAGE OF RIGHT SIZED ROOMS **47%**

AVERAGE NUMBER OF STUDENTS IN A STANDARD CLASSROOM AS A PERCENTAGE OF BOARD TARGET **66%**

CURRENT CLASSROOM UTILIZATION

PERCENTAGE OF MAXIMUM ENROLLMENT TO CAPACITY **66%**

EDUCATIONAL ADEQUACY SCORE **51%**

FACILITY AND EDUCATIONAL ADEQUACY SCORE 68

FORT HOWARD ELEMENTARY

1 VARIETY OF SPACES:

- Little variation in types of spaces
- A number of classrooms, Music and Gym are below recommended size
- Cafeteria and Gym should be separated

2 CONNECTION AND FLEXIBLE SPACES:

- Little connection between spaces
- Little variation in types and mobility of furniture

3 IDENTITY AND COMMUNITY:

- Little signage to reinforce school identity and sense of belonging

4 SAFETY AND SECURITY:

- No building zoning possible

5 QUALITY ENVIRONMENT:

- Average levels of lighting, and acoustics
- The HVAC system was recently updated, but there are still some temperature control issues

6 SITE:

- No off street bus or parent drop-off
- Parking is not next to the main entrance

7 CAPACITY:

- Enrollment is 56% of capacity

EDUCATIONAL ADEQUACY

● SITE SIZE

SITE SAFETY

- TRAFFIC FLOW
- SEPARATE TRAFFIC FLOW
- BUS DROP-OFF
- CAR DROP-OFF
- PEDESTRIAN
- BIKE TRAFFIC

SITE AMENITIES

- ADEQUATE PARKING
- ATHLETIC FIELDS
- PLAYGROUNDS
- ACCESSIBLE PLAYGROUND
- OUTDOOR CLASSROOM
- ENVIRONMENTAL LEARNING
- BIKE RACKS

FORT HOWARD ELEMENTARY

SITE ANALYSIS

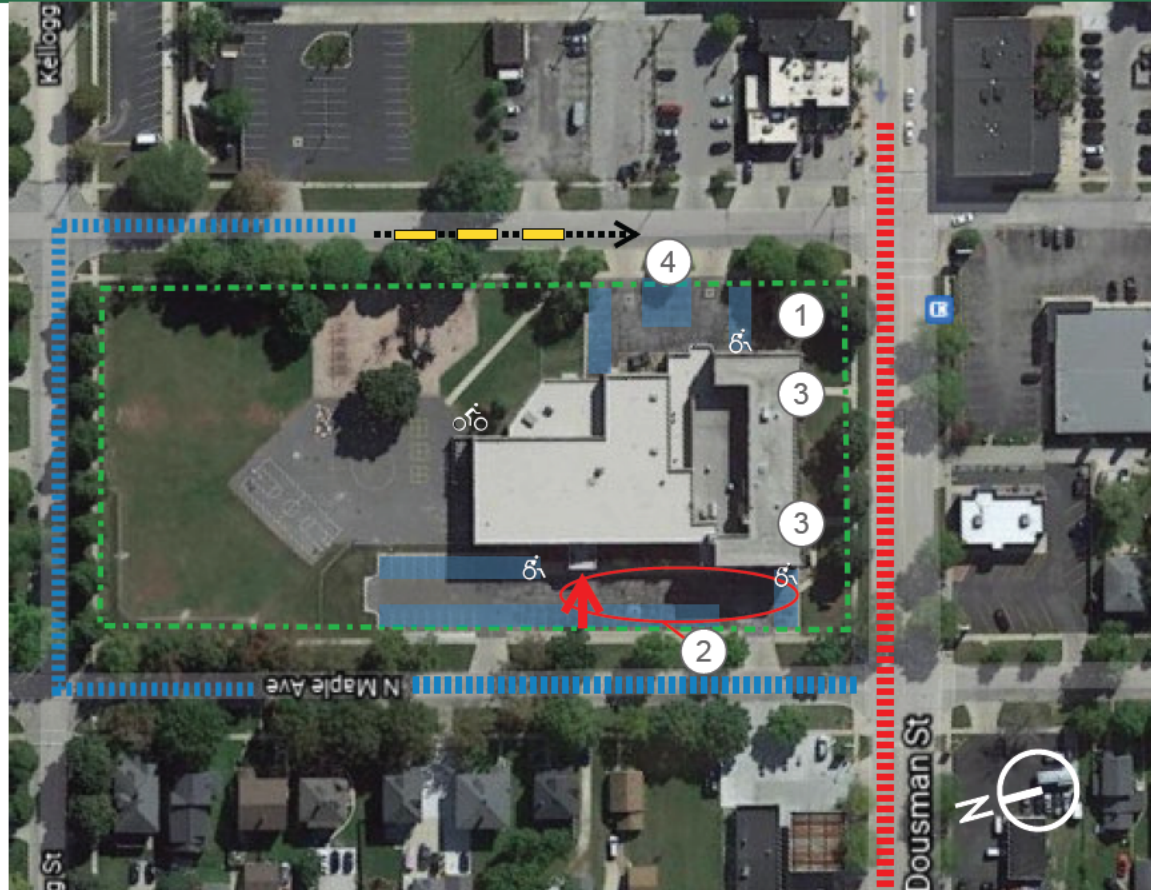
SITE: 1.747 ACRES
 BUILDING: 62,087 SF

KEY

- PARKING
- DROP-OFF/PICK-UP
- HEAVY TRAFFIC
- PROPERTY LINE
- SCHOOL BUS
- BUS ROUTE
- ENTRY
- STUDENT ENTRY
- ♿ HANDICAP PARKING
- 🚲 BIKE RACK

GENERAL NOTES

1 - VISITOR PARKING IS NOT MARKED



KEY NOTES

- ① LOG CABIN
- ② OLDER AREAS OF PARKING LOT HAVE ISSUES WITH WATER POOLING
- ③ ENTRY NOT TYPICALLY USED
- ④ STORM RUN OFF

VARIETY OF SPACES

- INDIVIDUAL
- ONE ON ONE
- COLLABORATIVE
- PRESENTATION
- LARGE GROUP

CONNECTION & FLEXIBLE SPACES

- FLEXIBLE SPACES
- VISIBLE CONNECTION
- CONNECTION TO OUTDOORS

IDENTITY AND COMMUNITY

- WELCOMING ENTRY
- SCHOOL IDENTITY / VALUES
- CELEBRATES STUDENT WORK
- COMMUNITY SPACE

SAFETY AND SECURITY

- SECURE ENTRY
- BUILDING ZONING
- RESTROOM SAFETY

INDOOR ENVIRONMENT

- FURNITURE
- DAYLIGHTING
- LIGHTING
- ACOUSTICS
- INDOOR AIR QUALITY
- THERMAL COMFORT
- TECHNOLOGY

FORT HOWARD ELEME

EDUCATIONAL ADEQUACY

CLASSROOMS: 17/
CAPACITY: 425
ENROLLMENT: 236
SF/STUDENT 263

CORE SPACE SIZES

- CLASSROOMS
- KINDERGARTEN
- ART
- FACS
- WORKSHOPS
- MUSIC
- LIBRARY
- SPECIAL EDUCATION
- GYMS / PE
- PERFORMANCE
- ADMINISTRATION
- FOOD SERVICE
- TOILETS
- CIRCULATION
- SUPPORT SPACES
- BELOW SF STANDARDS



GENERAL NOTES

- 1 - LACKING STORAGE
- 2 - LOCKERS ARE NOT USED
- 3 - WOULD BENEFIT FROM OUTDOOR CLASSROOM
- 4 - NEED CALMING ROOM
- 5 - ROOMS SIZES ARE COMPARED TO MN GUIDELINES; HOW A ROOM IS USED OR FEWER STUDENTS COULD RESULT IN A SMALLER ROOM BEING SUITABLE FOR PURPOSE

















KEY NOTES

- ① GYMNASIUM BELOW RECOMMENDED SIZE
- ② MOTOR ROOM
- ③ PSYCHOLOGY
- ④ STAFF MEETING AREA IN MEDIA CENTER
- ⑤ SERVING LINE IN CAFETERIA

FORT HOWARD ELEM

EDUCATIONAL ADEQUACY

CORE SPACE SIZES













-  CLASSROOMS
-  KINDERGARTEN
-  ART
-  FACS
-  WORKSHOPS
-  MUSIC
-  LIBRARY
-  SPECIAL EDUCATION
-  GYMS / PE
-  PERFORMANCE
-  ADMINISTRATION
-  FOOD SERVICE
-  TOILETS
-  CIRCULATION
-  SUPPORT SPACES
-  BELOW SF STANDARDS



FORT HOWARD ELEMENTARY

EDUCATIONAL ADEQUACY

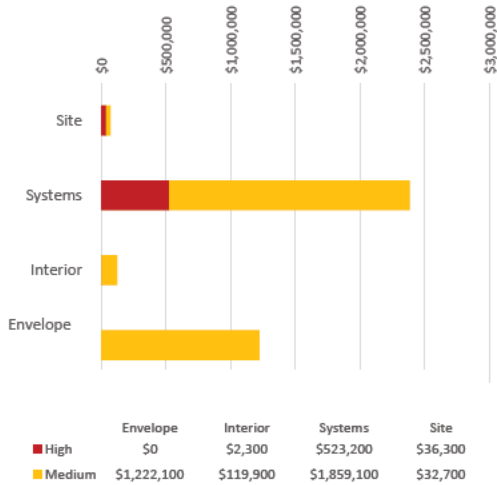
CORE SPACE SIZES

-  CLASSROOMS
-  KINDERGARTEN
-  ART
-  FACS
-  WORKSHOPS
-  MUSIC
-  LIBRARY
-  SPECIAL EDUCATION
-  GYMS / PE
-  PERFORMANCE
-  ADMINISTRATION
-  FOOD SERVICE
-  TOILETS
-  CIRCULATION
-  SUPPORT SPACES
-  BELOW SF STANDARDS

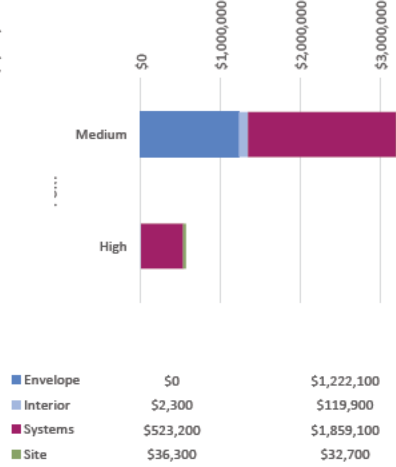


FORT HOWARD ELEMENTARY

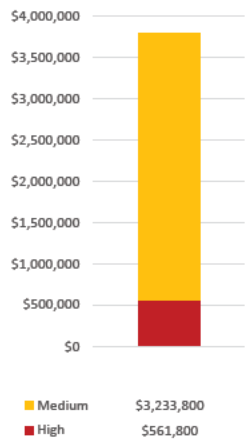
CONSTRUCTION COST BY SCOPE



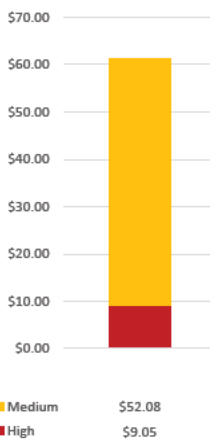
CONSTRUCTION SCOPE BY PRIORITY



COST BY PRIORITY



COST PER SF BY PRIORITY



COST BY PRIORITY AND BY CONDITION



ORIGINAL YEAR OF CONSTRUCTION **1931**

UNWEIGHTED AVERAGE BUILDING AGE **60**

CONDITION 1 AND 2 COST AS A PERCENTAGE OF REPLACEMENT COST **10%**

HIGH AND MEDIUM PRIORITY COSTS AS A PERCENTAGE OF REPLACEMENT COST **20%**

CALCULATED CAPACITY **425**

HIGHEST PROJECTED ENROLLMENT **219**

EXTRA SEATS SEATS AT MAXIMUM ENROLLMENT **206**

SF/STUDENT AT HIGHEST PROJECTED ENROLLMENT **284**

AVERAGE NUMBER OF STUDENTS IN A STANDARD CLASSROOM **14**

EDUCATIONAL ADEQUACY SCORES

INDIVIDUAL	1
ONE ON ONE	1
COLLABORATIVE	1
PRESENTATION	2
LARGE GROUP	2
VISIBLE CONNECTIONS	2
CONNECTION TO OUTDOORS	2
FLEXIBLE SPACES	1
WELCOMING ENTRY	2
SCHOOL IDENTITY/VALUES ON DISPLAY	2
CELEBRATE STUDENT WORK	2
COMMUNITY SPACE	1
SECURE ENTRY	2
BUILDING ZONING	1
RESTROOM SAFETY	2
FURNITURE	2
DAYLIGHTING	2
ARTIFICIAL LIGHTING	2
ACOUSTICS	2
INDOOR AIR QUALITY	3
THERMAL COMFORT	2
TECHNOLOGY	3
PLAY GROUNDS	1
ACCESSIBLE PLAYGROUNDS	2
OUTDOOR CLASSROOM	1
ENVIRONMENTAL LEARNING	1
BIKE RACKS	3
AVERAGE	1.8

REPLACEMENT COST LESS CONDITION 1 AND 2 COST AS A PERCENTAGE **90%**

REPLACEMENT COST LESS HIGH AND MEDIUM PRIORITY COST AS A PERCENTAGE **80%**

PERCENTAGE OF RIGHT SIZED ROOMS **45%**

AVERAGE NUMBER OF STUDENTS IN A STANDARD CLASSROOM AS A PERCENTAGE OF BOARD TARGET **56%**

CURRENT CLASSROOM UTILIZATION

PERCENTAGE OF MAXIMUM ENROLLMENT TO CAPACITY **56%**

EDUCATIONAL ADEQUACY SCORE **59%**

FACILITY AND EDUCATIONAL ADEQUACY SCORE 64

HOWE ELEMENTARY COMMUNITY SCHOOL

1 VARIETY OF SPACES:

- Little variation in types of spaces
- A few classrooms, Music and Gym are below recommended size
- Some small rooms are only accessible going up some stairs

2 CONNECTION AND FLEXIBLE SPACES:

- Little connection between spaces
- Little variation in types and mobility of furniture

3 IDENTITY AND COMMUNITY:

- Little signage to reinforce school identity and sense of belonging
- A community resource building is next to the school

4 SAFETY AND SECURITY:

- No building zoning possible

5 QUALITY ENVIRONMENT:

- Average levels of lighting, air quality, and acoustics
- There are some cold areas

6 SITE:

- There is no off-site bus drop off

- Parent drop off is constrained by the tight urban sight
- Playground is accessed through a highway underpass
- Not enough parking
- There are a couple of locations for raised garden beds

7 CAPACITY:

- Enrollment is 64% of capacity

EDUCATIONAL ADEQUACY

● SITE SIZE

SITE SAFETY

- TRAFFIC FLOW
- SEPARATE TRAFFIC FLOW
- BUS DROP-OFF
- CAR DROP-OFF
- PEDESTRIAN
- BIKE TRAFFIC

SITE AMENITIES











- ADEQUATE PARKING
- ATHLETIC FIELDS
- PLAYGROUNDS
- ACCESSIBLE PLAYGROUND
- OUTDOOR CLASSROOM
- ENVIRONMENTAL LEARNING
- BIKE RACKS

HOWE COMMUNITY SCHOOL

SITE ANALYSIS

SITE: 3.1 ACRES
 BUILDING: 80,700 SF

KEY

-  PARKING
-  DROP-OFF/PICK-UP
-  HEAVY TRAFFIC
-  PROPERTY LINE
-  SCHOOL BUS
-  BUS ROUTE
-  ENTRY
-  STUDENT ENTRY
-  HANDICAP PARKING
-  BIKE RACK



GENERAL NOTES

- 1 - NO OFF-STREET BUS OR PARENT DROP-OFF
- BUILDING IS HISTORIC AND IN POOR CONDITION

KEY NOTES

- ① PLAYGROUND ACCESS UNDER HIGHWAY BRIDGE
- ② RAISED GARDEN BEDS
- ③ COMMUNITY RESOURCE CENTER

HOWE COMMUNITY SCHOOL

VARIETY OF SPACES

- INDIVIDUAL
- ONE ON ONE
- COLLABORATIVE
- PRESENTATION
- LARGE GROUP

CONNECTION & FLEXIBLE SPACES

- FLEXIBLE SPACES
- VISIBLE CONNECTION
- CONNECTION TO OUTDOORS

IDENTITY AND COMMUNITY

- WELCOMING ENTRY
- SCHOOL IDENTITY / VALUES
- CELEBRATES STUDENT WORK
- COMMUNITY SPACE

SAFETY AND SECURITY

- SECURE ENTRY
- BUILDING ZONING
- RESTROOM SAFETY

INDOOR ENVIRONMENT

- FURNITURE
- DAYLIGHTING
- LIGHTING
- ACOUSTICS
- INDOOR AIR QUALITY
- THERMAL COMFORT
- TECHNOLOGY

EDUCATIONAL ADEQUACY

CLASSROOMS: 23/3
 CAPACITY: 575
 ENROLLMENT: 370
 SF/STUDENT 218

CORE SPACE SIZES

- CLASSROOMS
- KINDERGARTEN
- ART
- FACS
- WORKSHOPS
- MUSIC
- LIBRARY
- SPECIAL EDUCATION
- GYMS / PE
- PERFORMANCE
- ADMINISTRATION
- FOOD SERVICE
- TOILETS
- CIRCULATION
- SUPPORT SPACES
- BELOW SF STANDARDS



GENERAL NOTES

- 1 - NOT ENOUGH LOCKERS
- 2 - STILL HAS A LOT OF CHALKBOARDS
- 3 - ROOMS SIZES ARE COMPARED TO MN GUIDELINES; HOW A ROOM IS USED OR FEWER STUDENTS COULD RESULT IN A SMALLER ROOM BEING SUITABLE FOR PURPOSE

















KEY NOTES

- ① GYMNASIUM BELOW RECOMMENDED SIZE
- ② KINDERGARTEN ROOMS BELOW RECOMMENDED SIZE
- ③ KINDERGARTEN - BELOW RECOMMENDED SIZE, NO RESTROOMS
- ④ CONSTRICTION POINT

HOWE COMMUNITY SCHOOL

EDUCATIONAL ADEQUACY

CORE SPACE SIZES

-  CLASSROOMS
-  KINDERGARTEN
-  ART
-  FACS
-  WORKSHOPS
-  MUSIC
-  LIBRARY
-  SPECIAL EDUCATION
-  GYMS / PE
-  PERFORMANCE
-  ADMINISTRATION
-  FOOD SERVICE
-  TOILETS
-  CIRCULATION
-  SUPPORT SPACES
-  BELOW SF STANDARDS

KEY NOTES












- ① CLASSROOM BELOW RECOMMENDED SIZE
- ② ROOMS ARE NOT ACCESSIBLE



HOWE COMMUNITY SCHOOL

EDUCATIONAL ADEQUACY

CORE SPACE SIZES

-  CLASSROOMS
-  KINDERGARTEN
-  ART
-  FACS
-  WORKSHOPS
-  MUSIC
-  LIBRARY
-  SPECIAL EDUCATION
-  GYMS / PE
-  PERFORMANCE
-  ADMINISTRATION
-  FOOD SERVICE
-  TOILETS
-  CIRCULATION
-  SUPPORT SPACES
-  BELOW SF STANDARDS

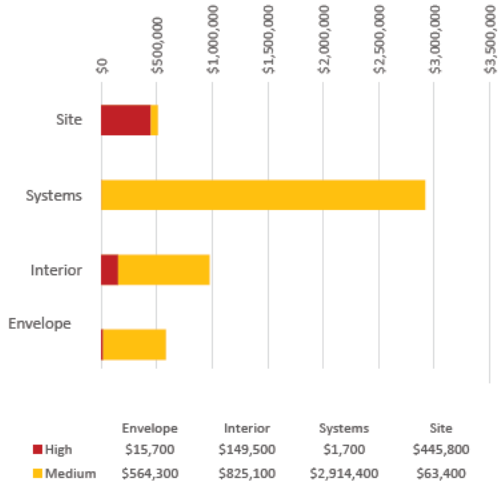


KEY NOTES

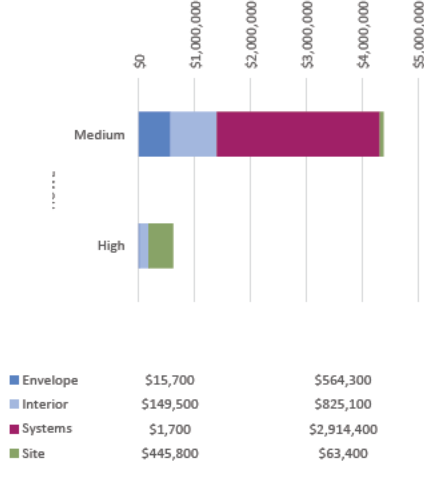
- ① CLASSROOMS BELOW RECOMMENDED SIZE
- ② ROOM IS NOT ACCESSIBLE

HOWE ELEMENTARY COMMUNITY SCHOOL

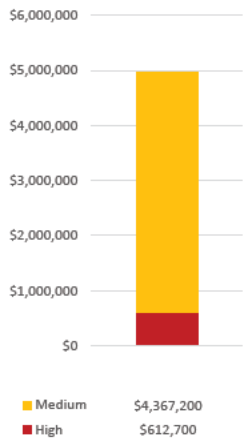
CONSTRUCTION COST BY SCOPE



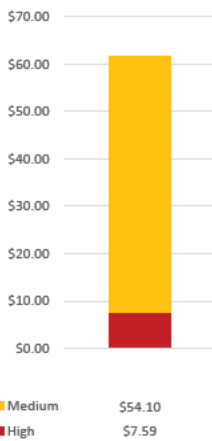
CONSTRUCTION SCOPE BY PRIORITY



COST BY PRIORITY



COST PER SF BY PRIORITY



COST BY PRIORITY AND BY CONDITION



ORIGINAL YEAR OF CONSTRUCTION 1912

UNWEIGHTED AVERAGE BUILDING AGE 69

CONDITION 1 AND 2 COST AS A PERCENTAGE OF REPLACEMENT COST 17%

HIGH AND MEDIUM PRIORITY COSTS AS A PERCENTAGE OF REPLACEMENT COST 20%

CALCULATED CAPACITY 575

HIGHEST PROJECTED ENROLLMENT 361

EXTRA SEATS SEATS AT MAXIMUM ENROLLMENT 214

SF/STUDENT AT HIGHEST PROJECTED ENROLLMENT 224

AVERAGE NUMBER OF STUDENTS IN A STANDARD CLASSROOM 16

EDUCATIONAL ADEQUACY SCORES

INDIVIDUAL	1
ONE ON ONE	1
COLLABORATIVE	2
PRESENTATION	2
LARGE GROUP	2
VISIBLE CONNECTIONS	1
CONNECTION TO OUTDOORS	1
FLEXIBLE SPACES	1
WELCOMING ENTRY	2
SCHOOL IDENTITY/VALUES ON DISPLAY	2
CELEBRATE STUDENT WORK	2
COMMUNITY SPACE	3
SECURE ENTRY	3
BUILDING ZONING	1
RESTROOM SAFETY	1
FURNITURE	1
DAYLIGHTING	3
ARTIFICIAL LIGHTING	2
ACOUSTICS	2
INDOOR AIR QUALITY	2
THERMAL COMFORT	1
TECHNOLOGY	2
PLAY GROUNDS	2
ACCESSIBLE PLAYGROUNDS	3
OUTDOOR CLASSROOM	1
ENVIRONMENTAL LEARNING	2
BIKE RACKS	3
AVERAGE	1.8

REPLACEMENT COST LESS CONDITION 1 AND 2 COST AS A PERCENTAGE 83%

REPLACEMENT COST LESS HIGH AND MEDIUM PRIORITY COST AS A PERCENTAGE 80%

PERCENTAGE OF RIGHT SIZED ROOMS 62%

AVERAGE NUMBER OF STUDENTS IN A STANDARD CLASSROOM AS A PERCENTAGE OF BOARD TARGET 64%

CURRENT CLASSROOM UTILIZATION

PERCENTAGE OF MAXIMUM ENROLLMENT TO CAPACITY 64%

EDUCATIONAL ADEQUACY SCORE 60%

FACILITY AND EDUCATIONAL ADEQUACY SCORE 69

JACKSON ELEMENTARY

1 VARIETY OF SPACES:

- Little variation in types of spaces
- The kindergarten rooms, Art, Music and Gym are below recommended size

2 CONNECTION AND FLEXIBLE SPACES:

- Little connection between spaces
- Little variation in types and mobility of furniture

3 IDENTITY AND COMMUNITY:

- A ramp is required up to the main entry making
- Little signage to reinforce school identity and sense of belonging

4 SAFETY AND SECURITY:

- Recommend updating entrance to route visitors via the front office before entering the school proper
- No building zoning possible

5 QUALITY ENVIRONMENT:

- Good levels of lighting, air quality, thermal comfort, and acoustics

6 SITE:

- There are some planting beds on the grounds

- The playground was due to receive new equipment over the summer
- Not enough parking
- Parking is accessed through a residential cul-de-sac behind the school
- Parking is not next to the main entrance

7 CAPACITY:

- Enrollment is 77% of capacity

EDUCATIONAL ADEQUACY

● SITE SIZE

SITE SAFETY

- TRAFFIC FLOW
- SEPARATE TRAFFIC FLOW
- BUS DROP-OFF
- CAR DROP-OFF
- PEDESTRIAN
- BIKE TRAFFIC

SITE AMENITIES











- ADEQUATE PARKING
- ATHLETIC FIELDS
- PLAYGROUNDS
- ACCESSIBLE PLAYGROUND
- OUTDOOR CLASSROOM
- ENVIRONMENTAL LEARNING
- BIKE RACKS

**JACKSON
ELEMENTARY**

SITE ANALYSIS

SITE: 5.3 ACRES
BUILDING: 63,000 SF

KEY

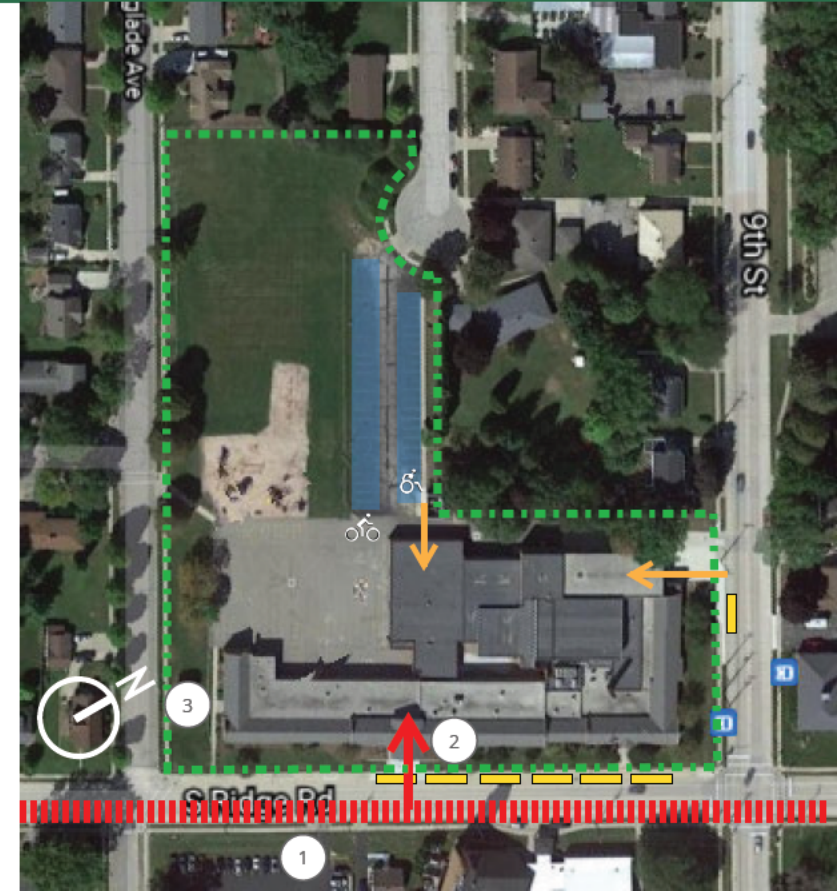
-  PARKING
-  DROP-OFF/PICK-UP
-  HEAVY TRAFFIC
-  PROPERTY LINE
-  SCHOOL BUS
-  BUS ROUTE
-  ENTRY
-  STUDENT ENTRY
-  HANDICAP PARKING
-  BIKE RACK

GENERAL NOTES

1 - NO OFF-STREET BUS OR PARENT DROP-OFF

KEY NOTES

- ① HAVE AN AGREEMENT TO USE THE CHURCH PARKING LOT DURING THE WEEK
- ② NOT ACCESSIBLE ENTRANCE, NO RAMP
- ③ GARDEN BEDS



VARIETY OF SPACES

- INDIVIDUAL
- ONE ON ONE
- COLLABORATIVE
- PRESENTATION
- LARGE GROUP

CONNECTION & FLEXIBLE SPACES

- FLEXIBLE SPACES
- VISIBLE CONNECTION
- CONNECTION TO OUTDOORS

IDENTITY AND COMMUNITY

- WELCOMING ENTRY
- SCHOOL IDENTITY / VALUES
- CELEBRATES STUDENT WORK
- COMMUNITY SPACE

SAFETY AND SECURITY

- SECURE ENTRY
- BUILDING ZONING
- RESTROOM SAFETY

INDOOR ENVIRONMENT

- FURNITURE
- DAYLIGHTING
- LIGHTING
- ACOUSTICS
- INDOOR AIR QUALITY
- THERMAL COMFORT
- TECHNOLOGY

JACKSON ELEMENTARY

EDUCATIONAL ADEQUACY

CLASSROOMS: 20/3
 CAPACITY: 500
 ENROLLMENT: 384
 SF/STUDENT 164

CORE SPACE SIZES

- CLASSROOMS
- KINDERGARTEN
- ART
- FACS
- WORKSHOPS
- MUSIC
- LIBRARY
- SPECIAL EDUCATION
- GYMS / PE
- PERFORMANCE
- ADMINISTRATION
- FOOD SERVICE
- TOILETS
- CIRCULATION
- SUPPORT SPACES
- BELOW SF STANDARDS



GENERAL NOTES

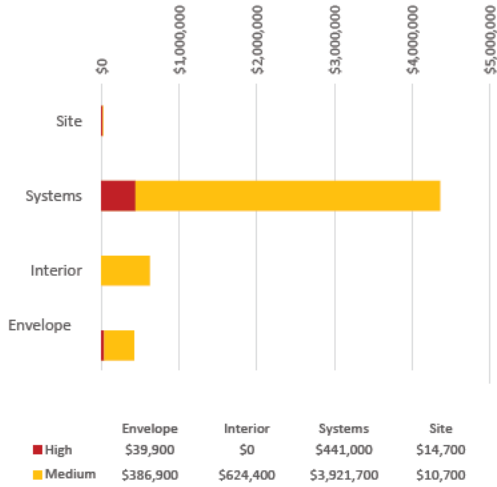
- 1 - NO OFF-STREET BUS OR PARENT DROP-OFF
- 2 - ROOMS SIZES ARE COMPARED TO MN GUIDELINES; HOW A ROOM IS USED OR FEWER STUDENTS COULD RESULT IN A SMALLER ROOM BEING SUITABLE FOR PURPOSE

KEY NOTES

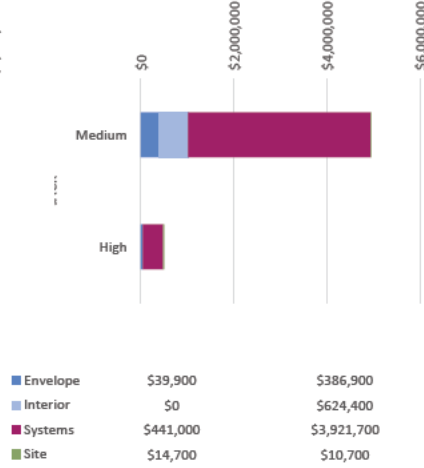
- ① GYMNASIUM BELOW RECOMMENDED SIZE
- ② MUSIC ROOM BELOW RECOMMENDED SIZE
- ③ KINDERGARTEN - BELOW RECOMMENDED SIZE, NO RESTROOMS
- ④ ART ROOM BELOW RECOMMENDED SIZE

JACKSON ELEMENTARY

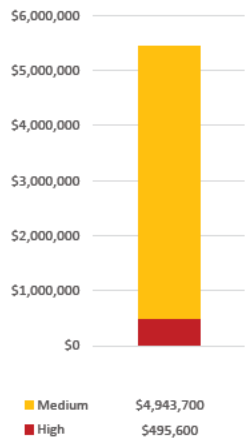
CONSTRUCTION COST BY SCOPE



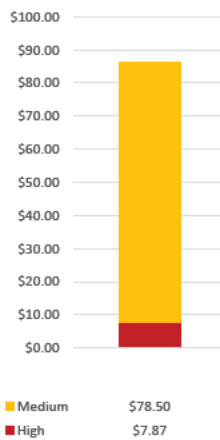
CONSTRUCTION SCOPE BY PRIORITY



COST BY PRIORITY



COST PER SF BY PRIORITY



COST BY PRIORITY AND BY CONDITION



ORIGINAL YEAR OF CONSTRUCTION **1938**

UNWEIGHTED AVERAGE BUILDING AGE **58**

CONDITION 1 AND 2 COST AS A PERCENTAGE OF REPLACEMENT COST **20%**

HIGH AND MEDIUM PRIORITY COSTS AS A PERCENTAGE OF REPLACEMENT COST **38%**

CALCULATED CAPACITY **500**

HIGHEST PROJECTED ENROLLMENT **394**

EXTRA SEATS SEATS AT MAXIMUM ENROLLMENT **106**

SF/STUDENT AT HIGHEST PROJECTED ENROLLMENT **160**

AVERAGE NUMBER OF STUDENTS IN A STANDARD CLASSROOM **19**

EDUCATIONAL ADEQUACY SCORES

INDIVIDUAL	2
ONE ON ONE	1
COLLABORATIVE	2
PRESENTATION	1
LARGE GROUP	1
VISIBLE CONNECTIONS	2
CONNECTION TO OUTDOORS	1
FLEXIBLE SPACES	1
WELCOMING ENTRY	1
SCHOOL IDENTITY/VALUES ON DISPLAY	1
CELEBRATE STUDENT WORK	1
COMMUNITY SPACE	1
SECURE ENTRY	3
BUILDING ZONING	1
RESTROOM SAFETY	2
FURNITURE	2
DAYLIGHTING	2
ARTIFICIAL LIGHTING	2
ACOUSTICS	3
INDOOR AIR QUALITY	3
THERMAL COMFORT	3
TECHNOLOGY	2
PLAY GROUNDS	3
ACCESSIBLE PLAYGROUNDS	1
OUTDOOR CLASSROOM	1
ENVIRONMENTAL LEARNING	2
BIKE RACKS	3
AVERAGE	1.8

REPLACEMENT COST LESS CONDITION 1 AND 2 COST AS A PERCENTAGE **80%**

REPLACEMENT COST LESS HIGH AND MEDIUM PRIORITY COST AS A PERCENTAGE **62%**

PERCENTAGE OF RIGHT SIZED ROOMS **74%**

AVERAGE NUMBER OF STUDENTS IN A STANDARD CLASSROOM AS A PERCENTAGE OF BOARD TARGET **77%**

CURRENT CLASSROOM UTILIZATION

PERCENTAGE OF MAXIMUM ENROLLMENT TO CAPACITY **77%**

EDUCATIONAL ADEQUACY SCORE **59%**

FACILITY AND EDUCATIONAL ADEQUACY SCORE

71

KELLER ELEMENTARY

1 VARIETY OF SPACES:

- Little variation in types of spaces
- Some Classrooms, and the Art Room are below recommended size
- Cafeteria and Gym should be separated

2 CONNECTION AND FLEXIBLE SPACES:

- Little connection between spaces
- Little variation in types and mobility of furniture

3 IDENTITY AND COMMUNITY:

- Little signage to reinforce school identity and sense of belonging
- There is a community room which is used for vision and hearing screening

4 SAFETY AND SECURITY:

- Recommend updating entrance to route visitors via the front office before entering the school proper
- No building zoning possible

5 QUALITY ENVIRONMENT:

- Average levels of thermal comfort and lighting.
- Poor rating for air quality, and acoustics

6 SITE:

- No off-street parent drop-off
- Recent updates to playground
- Not enough parking

7 CAPACITY:

- Enrollment is 44% of capacity

EDUCATIONAL ADEQUACY

● SITE SIZE

SITE SAFETY

- TRAFFIC FLOW
- SEPARATE TRAFFIC FLOW
- BUS DROP-OFF
- CAR DROP-OFF
- PEDESTRIAN
- BIKE TRAFFIC

SITE AMENITIES

- ADEQUATE PARKING
- ATHLETIC FIELDS
- PLAYGROUNDS
- ACCESSIBLE PLAYGROUND
- OUTDOOR CLASSROOM
- ENVIRONMENTAL LEARNING
- BIKE RACKS
- LOW EMISSIONS VEHICLE PARKING
- ELECTRIC VEHICLE CHARGING

**KELLER
ELEMENTARY**

SITE ANALYSIS

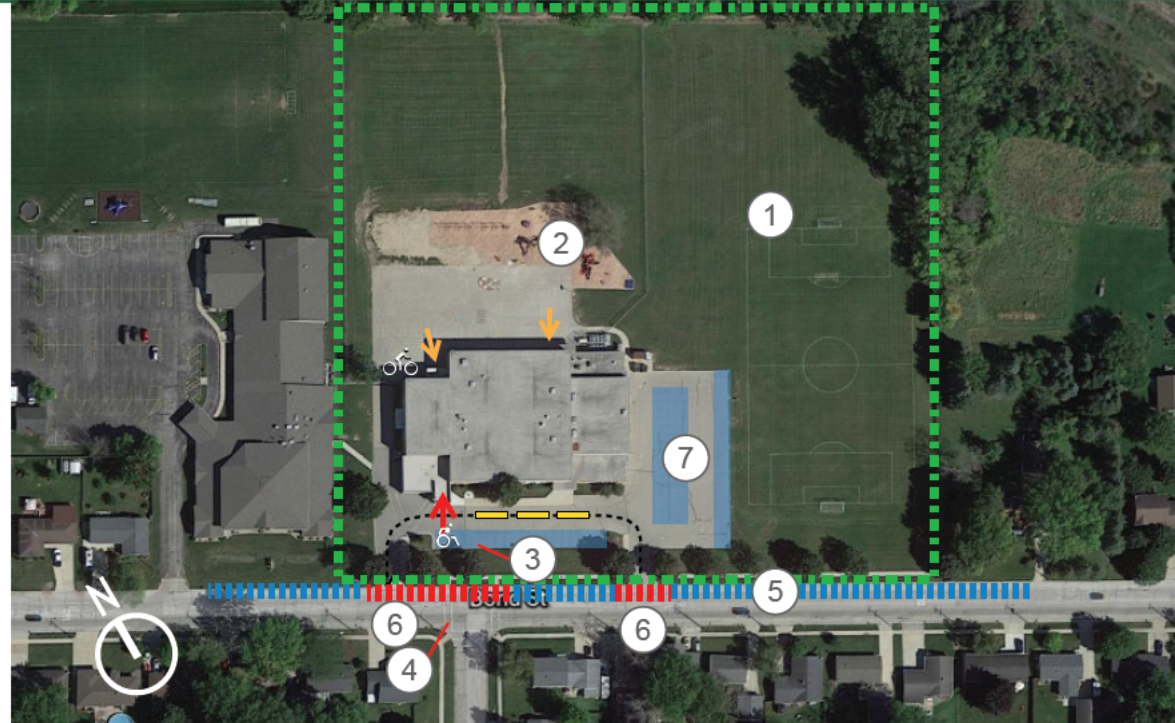
SITE: 9.36 ACRES
BUILDING: 56,270 SF

KEY

- PARKING
- ▒ DROP-OFF/PICK-UP
- ▒ HEAVY TRAFFIC
- - - PROPERTY LINE
- SCHOOL BUS
- BUS ROUTE
- ENTRY
- STUDENT ENTRY
- ♿ HANDICAP PARKING
- 🚲 BIKE RACK

GENERAL NOTES

1 - NO OFF STREET PARENT PICK-UP/DROP-OFF



KEY NOTES

- ① DISTRICT OWNED PLAY AREAS/FIELDS
- ② RECENT UPGRADES TO PLAYGROUNDS
- ③ DESIGNATED VISITOR PARKING
- ④ CROSS GUARD FOR WALKERS
- ⑤ PARENTS PARK ALONG STREET TO PICK-UP/DROP-OFF
- ⑥ CARS BLOCK BUS ACCESS AT TIMES
- ⑦ LIMITED PARKING ON SITE FOR VISITORS, STAFF, AND EVENTS

VARIETY OF SPACES

- INDIVIDUAL
- ONE ON ONE
- COLLABORATIVE
- PRESENTATION
- LARGE GROUP

CONNECTION & FLEXIBLE SPACES

- FLEXIBLE SPACES
- VISIBLE CONNECTION
- CONNECTION TO OUTDOORS

IDENTITY AND COMMUNITY

- WELCOMING ENTRY
- SCHOOL IDENTITY / VALUES
- CELEBRATES STUDENT WORK
- COMMUNITY SPACE

SAFETY AND SECURITY

- SECURE ENTRY
- BUILDING ZONING
- RESTROOM SAFETY

INDOOR ENVIRONMENT

- FURNITURE
- DAYLIGHTING
- LIGHTING
- ACOUSTICS
- INDOOR AIR QUALITY
- THERMAL COMFORT
- TECHNOLOGY

KELLER ELEMENTARY

EDUCATIONAL ADEQUACY

CLASSROOMS: 13
CAPACITY: 325
ENROLLMENT: 143
SF/STUDENT 393

CORE SPACE SIZES

- CLASSROOMS
- KINDERGARTEN
- ART
- FACS
- WORKSHOPS
- MUSIC
- LIBRARY
- SPECIAL EDUCATION
- GYMS / PE
- PERFORMANCE
- ADMINISTRATION
- FOOD SERVICE
- TOILETS
- CIRCULATION
- SUPPORT SPACES
- COMMUNITY
- BELOW SF STANDARDS



GENERAL NOTES

1 - ROOMS SIZES ARE COMPARED TO MN GUIDELINES; HOW A ROOM IS USED OR FEWER STUDENTS COULD RESULT IN A SMALLER ROOM BEING SUITABLE FOR PURPOSE










KEY NOTES

- ① RECOMMEND SEPARATE GYMNASIUM AND CAFETERIA SPACES FOR LARGE GROUP/ PE FLEXIBILITY
- ② INADEQUATELY SIZED NURSE OFFICE
- ③ STORAGE ROOM USED AS PARA OFFICE
- ④ COMMUNITY ROOM USED FOR STAFF MEETING/FLEX SPACE
- ⑤ LOCKER ROOMS USED FOR STORAGE
- ⑥ 1/2 OF STUDENTS AT RECESS WHEN OTHER 1/2 AT LUNCH- NO INDOOR RECESS SPACE
- ⑦ SOUND TRANSFER BETWEEN CLASSROOMS WHERE WALLS DO NOT GO UP TO DECK
- ⑧ WANT ADDITIONAL SOUND ATTENUATION AT GYM/CAFE

KELLER ELEMENTARY

EDUCATIONAL ADEQUACY

CORE SPACE SIZES

-  CLASSROOMS
-  KINDERGARTEN
-  ART
-  FACS
-  WORKSHOPS
-  MUSIC
-  LIBRARY
-  SPECIAL EDUCATION
-  GYMS / PE
-  PERFORMANCE
-  ADMINISTRATION
-  FOOD SERVICE
-  TOILETS
-  CIRCULATION
-  SUPPORT SPACES
-  BELOW SF STANDARDS

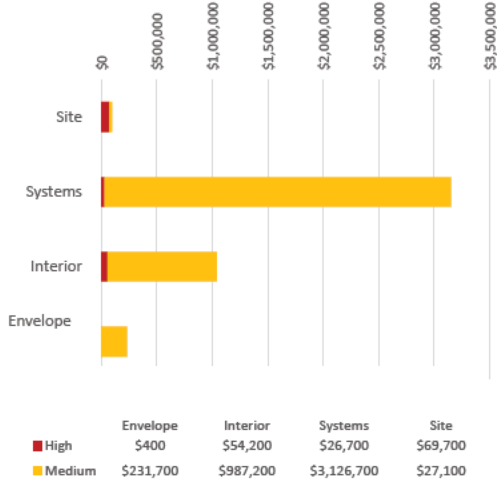


KEY NOTES

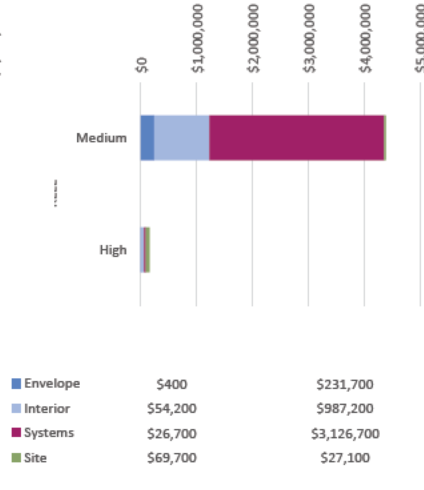
- ① RECENT UPGRADES TO MEDIA CENTER
- ② UNDER-UTILIZED SPACE
- ③ 25 KIDS CURRENT IN COMBINED CLASSROOM SPACE
- ④ RECENT UPGRADES TO STEM LAB

KELLER ELEMENTARY

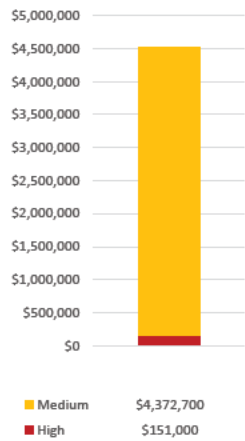
CONSTRUCTION COST BY SCOPE



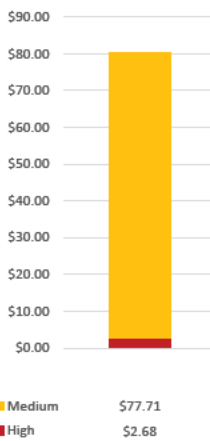
CONSTRUCTION SCOPE BY PRIORITY



COST BY PRIORITY



COST PER SF BY PRIORITY



COST BY PRIORITY AND BY CONDITION



ORIGINAL YEAR OF CONSTRUCTION **1970**

UNWEIGHTED AVERAGE BUILDING AGE **28**

EDUCATIONAL ADEQUACY SCORES

INDIVIDUAL	2
ONE ON ONE	2
COLLABORATIVE	1
PRESENTATION	2
LARGE GROUP	1
VISIBLE CONNECTIONS	2
CONNECTION TO OUTDOORS	2
FLEXIBLE SPACES	1
WELCOMING ENTRY	1
SCHOOL IDENTITY/VALUES ON DISPLAY	1
CELEBRATE STUDENT WORK	2
COMMUNITY SPACE	2
SECURE ENTRY	2
BUILDING ZONING	2
RESTROOM SAFETY	2
FURNITURE	2
DAYLIGHTING	2
ARTIFICIAL LIGHTING	2
ACOUSTICS	1
INDOOR AIR QUALITY	1
THERMAL COMFORT	3
TECHNOLOGY	2
PLAY GROUNDS	3
ACCESSIBLE PLAYGROUNDS	2
OUTDOOR CLASSROOM	1
ENVIRONMENTAL LEARNING	2
BIKE RACKS	3
AVERAGE	1.8

CONDITION 1 AND 2 COST AS A PERCENTAGE OF REPLACEMENT COST **25%**

HIGH AND MEDIUM PRIORITY COSTS AS A PERCENTAGE OF REPLACEMENT COST **26%**

CALCULATED CAPACITY **325**

HIGHEST PROJECTED ENROLLMENT **144**

EXTRA SEATS SEATS AT MAXIMUM ENROLLMENT **181**

SF/STUDENT AT HIGHEST PROJECTED ENROLLMENT **391**

AVERAGE NUMBER OF STUDENTS IN A STANDARD CLASSROOM **11**

REPLACEMENT COST LESS CONDITION 1 AND 2 COST AS A PERCENTAGE **75%**

REPLACEMENT COST LESS HIGH AND MEDIUM PRIORITY COST AS A PERCENTAGE **74%**

PERCENTAGE OF RIGHT SIZED ROOMS **81%**

AVERAGE NUMBER OF STUDENTS IN A STANDARD CLASSROOM AS A PERCENTAGE OF BOARD TARGET **44%**

CURRENT CLASSROOM UTILIZATION

PERCENTAGE OF MAXIMUM ENROLLMENT TO CAPACITY **44%**

EDUCATIONAL ADEQUACY SCORE **60%**

FACILITY AND EDUCATIONAL ADEQUACY SCORE 63

KENNEDY ELEMENTARY

1 VARIETY OF SPACES:

- Little variation in types of spaces
- Breakout space is provided adjacent to some classrooms
- The Gym is below recommended size
- Cafeteria and Gym should be separated. Presently food is carted to a breakout room.
- Need changing area for special needs students

2 CONNECTION AND FLEXIBLE SPACES:

- Little connection between spaces
- Some rooms have new furn

3 IDENTITY AND COMMUNITY:

- Little signage to reinforce school identity and sense of belonging

4 SAFETY AND SECURITY:

- Recommend updating entrance to route visitors via the front office before entering the school proper
- No building zoning possible

5 QUALITY ENVIRONMENT:

- HVAC is loud and has some cooling issues
- Lighting is old and needs updating

6 SITE:

- Site is close to recommended area
- Limited parking at the main entrance
- Old playground needs updating
- Not enough parking

7 CAPACITY:

- Enrollment is 75% of capacity

EDUCATIONAL ADEQUACY

● SITE SIZE

SITE SAFETY

- TRAFFIC FLOW
- SEPARATE TRAFFIC FLOW
- BUS DROP-OFF
- CAR DROP-OFF
- PEDESTRIAN
- BIKE TRAFFIC

SITE AMENITIES

- ADEQUATE PARKING
- ATHLETIC FIELDS
- PLAYGROUNDS
- ACCESSIBLE PLAYGROUND
- OUTDOOR CLASSROOM
- ENVIRONMENTAL LEARNING
- BIKE RACKS

**KENNEDY
ELEMENTARY**

SITE ANALYSIS

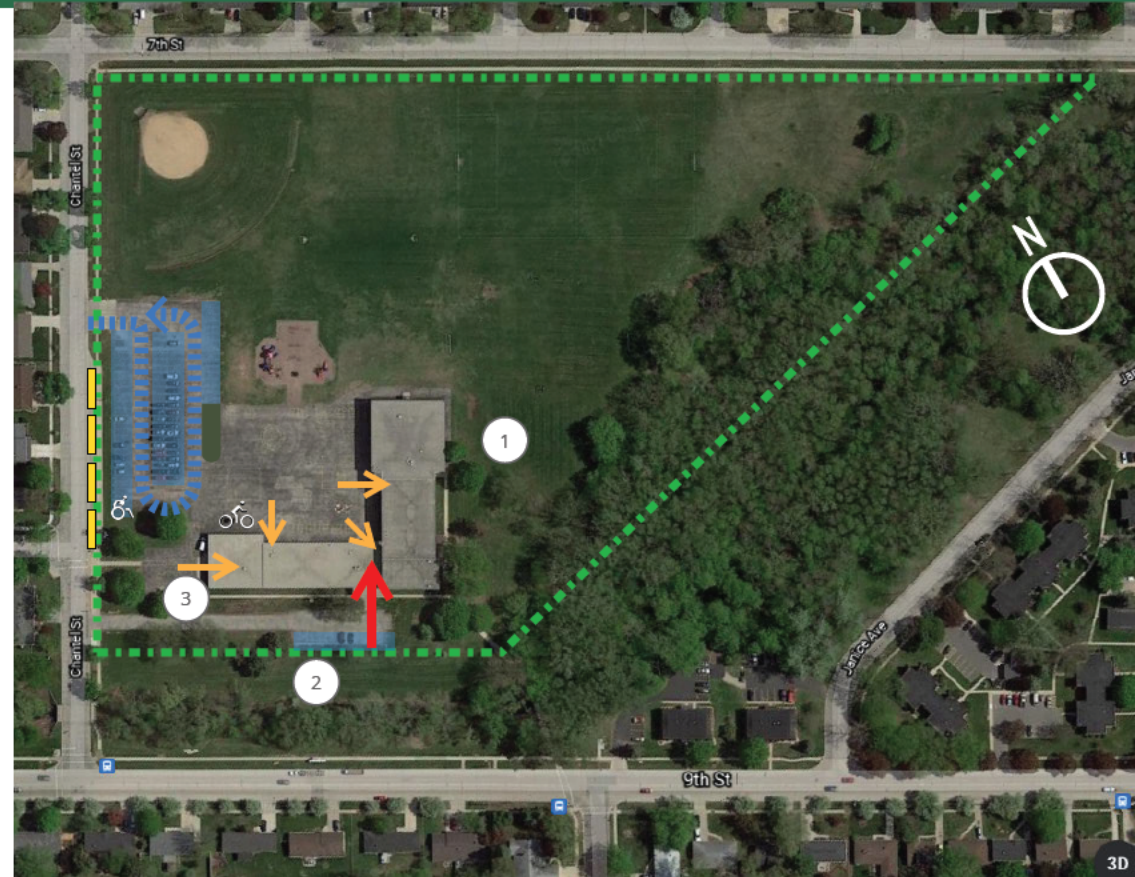
SITE: 18.6 ACRES
BUILDING: 62,600 SF

KEY

- PARKING
- ▒ DROP-OFF/PICK-UP
- ▒ HEAVY TRAFFIC
- - - PROPERTY LINE
- SCHOOL BUS
- - -> BUS ROUTE
- ➔ ENTRY
- ➔ STUDENT ENTRY
- ♿ HANDICAP PARKING
- 🚲 BIKE RACK

GENERAL NOTES

1 - NO OFF-STREET BUS DROP-OFF



KEY NOTES

- ① OUTDOOR CLASSROOM
- ② LIMITED PARKING NEXT TO BUILDING ENTRANCE
- ③ EARLY LEARNING, SPECIAL NEEDS ENTRANCE

VARIETY OF SPACES

- INDIVIDUAL
- ONE ON ONE
- COLLABORATIVE
- PRESENTATION
- LARGE GROUP

CONNECTION & FLEXIBLE SPACES

- FLEXIBLE SPACES
- VISIBLE CONNECTION
- CONNECTION TO OUTDOORS

IDENTITY AND COMMUNITY

- WELCOMING ENTRY
- SCHOOL IDENTITY / VALUES
- CELEBRATES STUDENT WORK
- COMMUNITY SPACE

SAFETY AND SECURITY

- SECURE ENTRY
- BUILDING ZONING
- RESTROOM SAFETY

INDOOR ENVIRONMENT

- FURNITURE
- DAYLIGHTING
- LIGHTING
- ACOUSTICS
- INDOOR AIR QUALITY
- THERMAL COMFORT
- TECHNOLOGY

KENNEDY ELEMENTARY

EDUCATIONAL ADEQUACY

CLASSROOMS: 15
 CAPACITY: 375
 ENROLLMENT: 280
 SF/STUDENT 224

CORE SPACE SIZES

- CLASSROOMS
- KINDERGARTEN
- ART
- FACS
- WORKSHOPS
- MUSIC
- LIBRARY
- SPECIAL EDUCATION
- GYMS / PE
- PERFORMANCE
- ADMINISTRATION
- FOOD SERVICE
- TOILETS
- CIRCULATION
- SUPPORT SPACES
- BELOW SF STANDARDS



GENERAL NOTES

- 1 - LOCKERS ARE RUSTED AND IN POOR CONDITION
- 2 - ROOMS SIZES ARE COMPARED TO MN GUIDELINES; HOW A ROOM IS USED OR FEWER STUDENTS COULD RESULT IN A SMALLER ROOM BEING SUITABLE FOR PURPOSE
- 3 - NO CHANGING ARE FOR SPECIAL NEEDS STUDENTS














KEY NOTES

- ① GYMNASIUM BELOW RECOMMENDED SIZE
- ② CAFETERIA BELOW RECOMMENDED SIZE
- ③ COMMONS IS SEPARATED FROM KITCHEN
- ④ LIBRARY IS BELOW RECOMMENDED SIZE

KENNEDY ELEMENTARY

EDUCATIONAL ADEQUACY

CORE SPACE SIZES

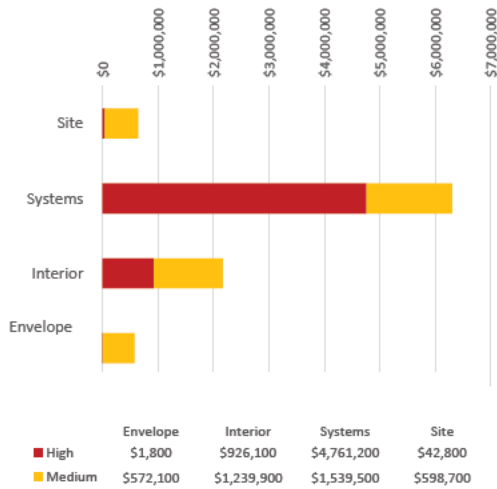
-  CLASSROOMS
-  KINDERGARTEN
-  ART
-  FACS
-  WORKSHOPS
-  MUSIC
-  LIBRARY
-  SPECIAL EDUCATION
-  GYMS / PE
-  PERFORMANCE
-  ADMINISTRATION
-  FOOD SERVICE
-  TOILETS
-  CIRCULATION
-  SUPPORT SPACES
-  BELOW SF STANDARDS



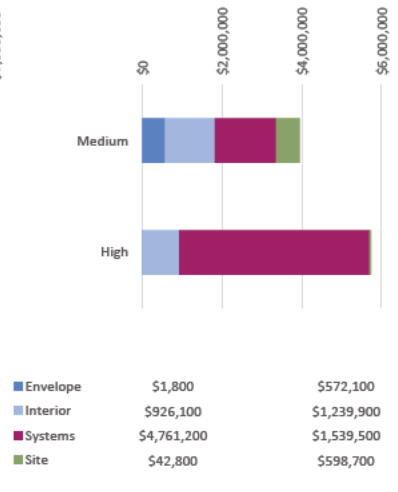
① ROOM GETS HOT

KENNEDY ELEMENTARY

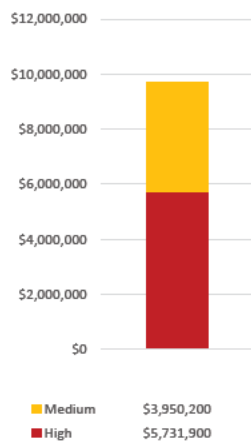
CONSTRUCTION COST BY SCOPE



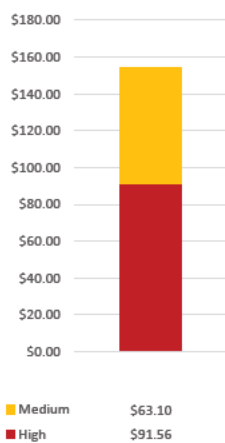
CONSTRUCTION SCOPE BY PRIORITY



COST BY PRIORITY



COST PER SF BY PRIORITY



COST BY PRIORITY AND BY CONDITION



ORIGINAL YEAR OF CONSTRUCTION **1965**

UNWEIGHTED AVERAGE BUILDING AGE **54**

EDUCATIONAL ADEQUACY SCORES

INDIVIDUAL	1
ONE ON ONE	2
COLLABORATIVE	2
PRESENTATION	1
LARGE GROUP	1
VISIBLE CONNECTIONS	1
CONNECTION TO OUTDOORS	1
FLEXIBLE SPACES	1
WELCOMING ENTRY	1
SCHOOL IDENTITY/VALUES ON DISPLAY	2
CELEBRATE STUDENT WORK	2
COMMUNITY SPACE	2
SECURE ENTRY	3
BUILDING ZONING	1
RESTROOM SAFETY	1
FURNITURE	1
DAYLIGHTING	2
ARTIFICIAL LIGHTING	1
ACOUSTICS	1
INDOOR AIR QUALITY	2
THERMAL COMFORT	2
TECHNOLOGY	2
PLAY GROUNDS	3
ACCESSIBLE PLAYGROUNDS	2
OUTDOOR CLASSROOM	2
ENVIRONMENTAL LEARNING	1
BIKE RACKS	3
AVERAGE	1.6

CONDITION 1 AND 2 COST AS A PERCENTAGE OF REPLACEMENT COST **47%**

HIGH AND MEDIUM PRIORITY COSTS AS A PERCENTAGE OF REPLACEMENT COST **50%**

CALCULATED CAPACITY **375**

HIGHEST PROJECTED ENROLLMENT **295**

EXTRA SEATS SEATS AT MAXIMUM ENROLLMENT **80**

SF/STUDENT AT HIGHEST PROJECTED ENROLLMENT **212**

AVERAGE NUMBER OF STUDENTS IN A STANDARD CLASSROOM **19**

REPLACEMENT COST LESS CONDITION 1 AND 2 COST AS A PERCENTAGE **53%**

REPLACEMENT COST LESS HIGH AND MEDIUM PRIORITY COST AS A PERCENTAGE **50%**

PERCENTAGE OF RIGHT SIZED ROOMS **94%**

AVERAGE NUMBER OF STUDENTS IN A STANDARD CLASSROOM AS A PERCENTAGE OF BOARD TARGET **75%**

CURRENT CLASSROOM UTILIZATION

PERCENTAGE OF MAXIMUM ENROLLMENT TO CAPACITY **75%**

EDUCATIONAL ADEQUACY SCORE **54%**

FACILITY AND EDUCATIONAL ADEQUACY SCORE

67

KING ELEMENTARY CHILDREN'S CENTER FOR ENGINEERING

1 VARIETY OF SPACES:

- Little variation in types of spaces
- Some classrooms, Music and Gym are below recommended size
- Needs more space for Special Services and conference room.

2 CONNECTION AND FLEXIBLE SPACES:

- Little connection between spaces
- There is some flexibility in seating

3 IDENTITY AND COMMUNITY:

- The entrance is welcoming
- There is a strong sense of school identity and student work on display

4 SAFETY AND SECURITY:

- The gym is able to be zoned off from the rest of the building

5 QUALITY ENVIRONMENT:

- Good levels of lighting, air quality, thermal comfort and acoustics

6 SITE:

- Parent and bus drop-off are off-street. The traffic flows are recommended to be separated
- Good playgrounds with access to Lombardi's fields
- Not enough parking

7 CAPACITY:

- Enrollment is 81% of capacity

EDUCATIONAL ADEQUACY

● SITE SIZE

SITE SAFETY

- TRAFFIC FLOW
- SEPARATE TRAFFIC FLOW
- BUS DROP-OFF
- CAR DROP-OFF
- PEDESTRIAN
- BIKE TRAFFIC

SITE AMENITIES

- ADEQUATE PARKING
- ATHLETIC FIELDS
- PLAYGROUNDS
- ACCESSIBLE PLAYGROUND
- OUTDOOR CLASSROOM
- ENVIRONMENTAL LEARNING
- BIKE RACKS

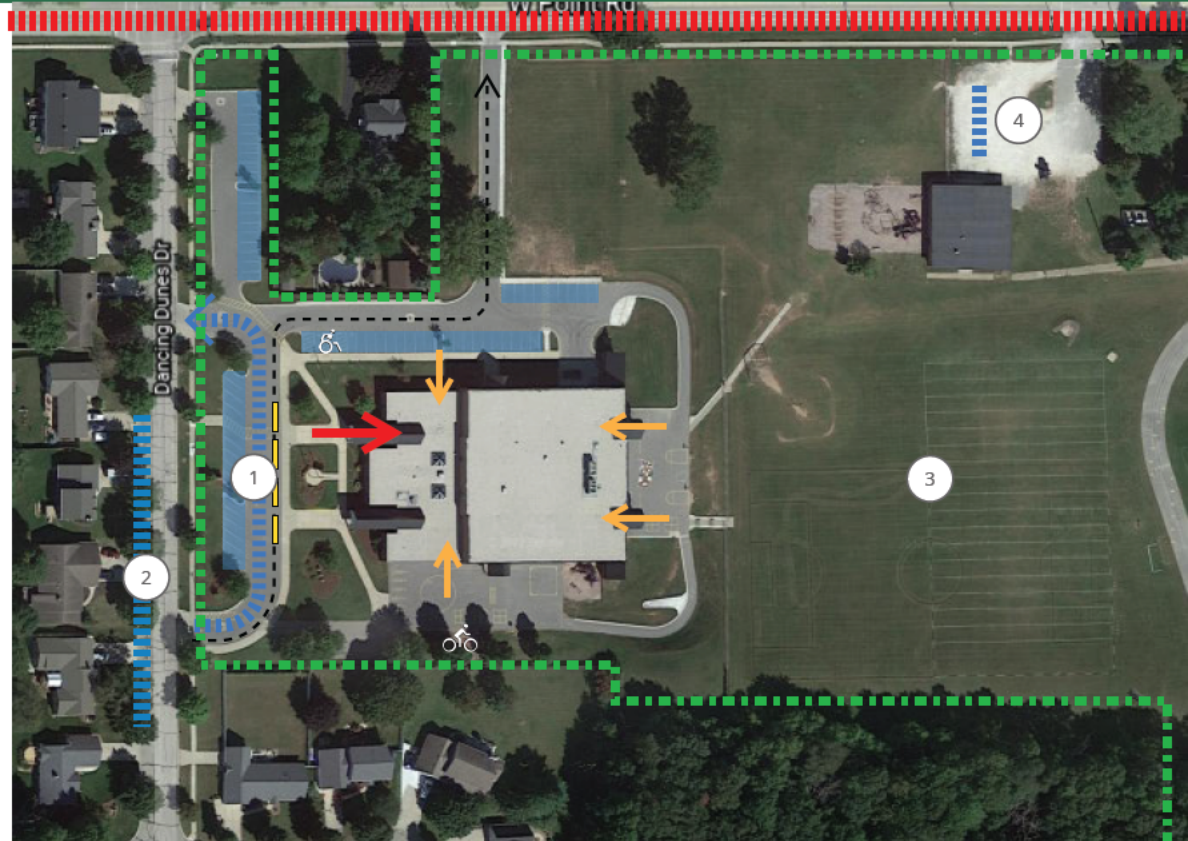
KING ELEMENTARY

SITE ANALYSIS

SITE: 4.2 ACRES
 BUILDING: 62,100 SF

KEY

- PARKING
- DROP-OFF/PICK-UP
- HEAVY TRAFFIC
- PROPERTY LINE
- SCHOOL BUS
- BUS ROUTE
- ENTRY
- STUDENT ENTRY
- HANDICAP PARKING
- BIKE RACK



KEY NOTES

- ① PARENT STOP AND DROP
- ② PARENT PICK-UP
- ③ LOMBARDI MS FIELDS
- ④ SOME PARENT PICK UP IN PARKING LOT

VARIETY OF SPACES

- INDIVIDUAL
- ONE ON ONE
- COLLABORATIVE
- PRESENTATION
- LARGE GROUP

CONNECTION & FLEXIBLE SPACES

- FLEXIBLE SPACES
- VISIBLE CONNECTION
- CONNECTION TO OUTDOORS

IDENTITY AND COMMUNITY

- WELCOMING ENTRY
- SCHOOL IDENTITY / VALUES
- CELEBRATES STUDENT WORK
- COMMUNITY SPACE

SAFETY AND SECURITY

- SECURE ENTRY
- BUILDING ZONING
- RESTROOM SAFETY

INDOOR ENVIRONMENT

- FURNITURE
- DAYLIGHTING
- LIGHTING
- ACOUSTICS
- INDOOR AIR QUALITY
- THERMAL COMFORT
- TECHNOLOGY

KING ELEMENTARY CHIL FOR ENGINEERING

EDUCATIONAL ADEQUACY

CLASSROOMS: 17
 CAPACITY: 375
 ENROLLMENT: 305
 SF/STUDENT 204

CORE SPACE SIZES

- CLASSROOMS
- KINDERGARTEN
- ART
- FACS
- WORKSHOPS
- MUSIC
- LIBRARY
- SPECIAL EDUCATION
- GYMS / PE
- PERFORMANCE
- ADMINISTRATION
- FOOD SERVICE
- TOILETS
- CIRCULATION
- SUPPORT SPACES
- BELOW SF STANDARDS



GENERAL NOTES

- 1 - MUSIC AND PHY ED ARE NOISY AND BE HEARD UPSTAIRS
- 2 - NEED MORE STORAGE
- 3 - ROOMS SIZES ARE COMPARED TO MN GUIDELINES; HOW A ROOM IS USED OR FEWER STUDENTS COULD RESULT IN A SMALLER ROOM BEING SUITABLE FOR PURPOSE

- ① KEY NOTES: AUDITORIUM BELOW RECOMMENDED SIZE
- ② KINDERGARTEN ROOM BELOW RECOMMENDED SIZE
- ③ MORE OFFICE SPACE REQUIRED

KING ELEMENTARY CHILDREN'S CENTER FOR ENGINEERING

EDUCATIONAL ADEQUACY

CORE SPACE SIZES

- CLASSROOMS
- KINDERGARTEN
- ART
- FACS
- WORKSHOPS
- MUSIC
- LIBRARY
- SPECIAL EDUCATION
- GYMS / PE
- PERFORMANCE
- ADMINISTRATION
- FOOD SERVICE
- TOILETS
- CIRCULATION
- SUPPORT SPACES
- BELOW SF STANDARDS

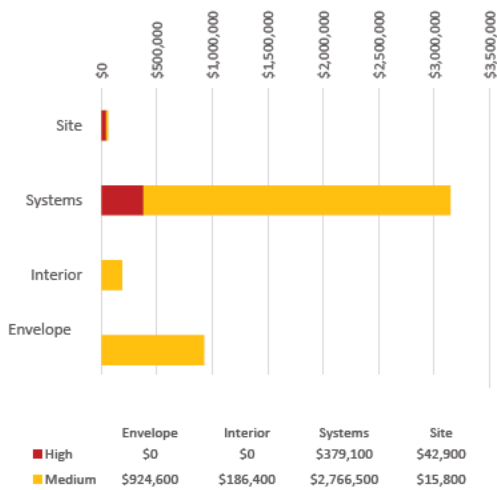


KEY NOTES

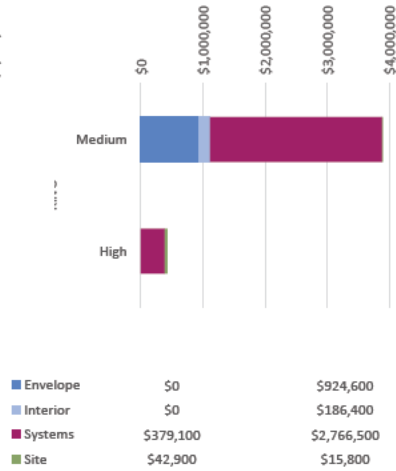
- ① CLASSROOMS BELOW RECOMMENDED SIZE
- ② MUSIC ROOM BELOW RECOMMENDED SIZE, BAD ACCOUSTICS

KING ELEMENTARY CHILDREN'S CENTER FOR ENGINEERING

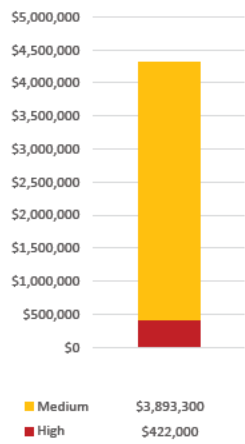
CONSTRUCTION COST BY SCOPE



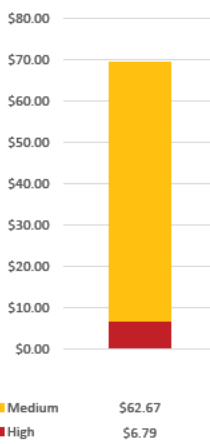
CONSTRUCTION SCOPE BY PRIORITY



COST BY PRIORITY



COST PER SF BY PRIORITY



COST BY PRIORITY AND BY CONDITION



ORIGINAL YEAR OF CONSTRUCTION 1991

UNWEIGHTED AVERAGE BUILDING AGE 31

CONDITION 1 AND 2 COST AS A PERCENTAGE OF REPLACEMENT COST 12%

HIGH AND MEDIUM PRIORITY COSTS AS A PERCENTAGE OF REPLACEMENT COST 22%

CALCULATED CAPACITY 375

HIGHEST PROJECTED ENROLLMENT 313

EXTRA SEATS SEATS AT MAXIMUM ENROLLMENT 62

SF/STUDENT AT HIGHEST PROJECTED ENROLLMENT 198

AVERAGE NUMBER OF STUDENTS IN A STANDARD CLASSROOM 20

EDUCATIONAL ADEQUACY SCORES

INDIVIDUAL	1
ONE ON ONE	2
COLLABORATIVE	2
PRESENTATION	1
LARGE GROUP	2
VISIBLE CONNECTIONS	1
CONNECTION TO OUTDOORS	2
FLEXIBLE SPACES	1
WELCOMING ENTRY	3
SCHOOL IDENTITY/VALUES ON DISPLAY	3
CELEBRATE STUDENT WORK	3
COMMUNITY SPACE	2
SECURE ENTRY	3
BUILDING ZONING	3
RESTROOM SAFETY	2
FURNITURE	2
DAYLIGHTING	2
ARTIFICIAL LIGHTING	2
ACOUSTICS	2
INDOOR AIR QUALITY	3
THERMAL COMFORT	3
TECHNOLOGY	2
PLAY GROUNDS	3
ACCESSIBLE PLAYGROUNDS	2
OUTDOOR CLASSROOM	1
ENVIRONMENTAL LEARNING	1
BIKE RACKS	3
AVERAGE	2.1

REPLACEMENT COST LESS CONDITION 1 AND 2 COST AS A PERCENTAGE 88%

REPLACEMENT COST LESS HIGH AND MEDIUM PRIORITY COST AS A PERCENTAGE 78%

PERCENTAGE OF RIGHT SIZED ROOMS 61%

AVERAGE NUMBER OF STUDENTS IN A STANDARD CLASSROOM AS A PERCENTAGE OF BOARD TARGET 81%

CURRENT CLASSROOM UTILIZATION

PERCENTAGE OF MAXIMUM ENROLLMENT TO CAPACITY 81%

EDUCATIONAL ADEQUACY SCORE 70%

FACILITY AND EDUCATIONAL ADEQUACY SCORE

77

LANGLADE ELEMENTARY

1 VARIETY OF SPACES:

- Little variation in types of spaces
- Some classrooms, Art, Music and Gym are below recommended size
- Cafeteria and Gym should be separated
- Need an adequate sick/nurses room
- Recommend an additional conference room
- Additional small rooms required for special education

2 CONNECTION AND FLEXIBLE SPACES:

- Little connection between spaces
- Some flexible furniture has been provided with teacher's choice

3 IDENTITY AND COMMUNITY:

- Little signage to reinforce school identity and sense of belonging

4 SAFETY AND SECURITY:

- Recommend updating entrance to route visitors via the front office before entering the school proper
- No building zoning possible

5 QUALITY ENVIRONMENT:

- There are some issues with mold indicating poor thermal control/comfort and air quality

- Average levels of lighting, and acoustics

6 SITE:

- One playground has some waterlogging at times
- Students can use the playground at the neighboring YMCA with their permission
- Parking is sufficient

7 CAPACITY:

- Enrollment is 82% of capacity

EDUCATIONAL ADEQUACY

● SITE SIZE

SITE SAFETY

- TRAFFIC FLOW
- SEPARATE TRAFFIC FLOW
- BUS DROP-OFF
- CAR DROP-OFF
- PEDESTRIAN
- BIKE TRAFFIC

SITE AMENITIES

- ADEQUATE PARKING
- ATHLETIC FIELDS
- PLAYGROUNDS
- ACCESSIBLE PLAYGROUND
- OUTDOOR CLASSROOM
- ENVIRONMENTAL LEARNING
- BIKE RACKS

LANGLADE ELEMENTARY

SITE ANALYSIS

SITE: 7.239 ACRES
 BUILDING: 46,738 SF

KEY

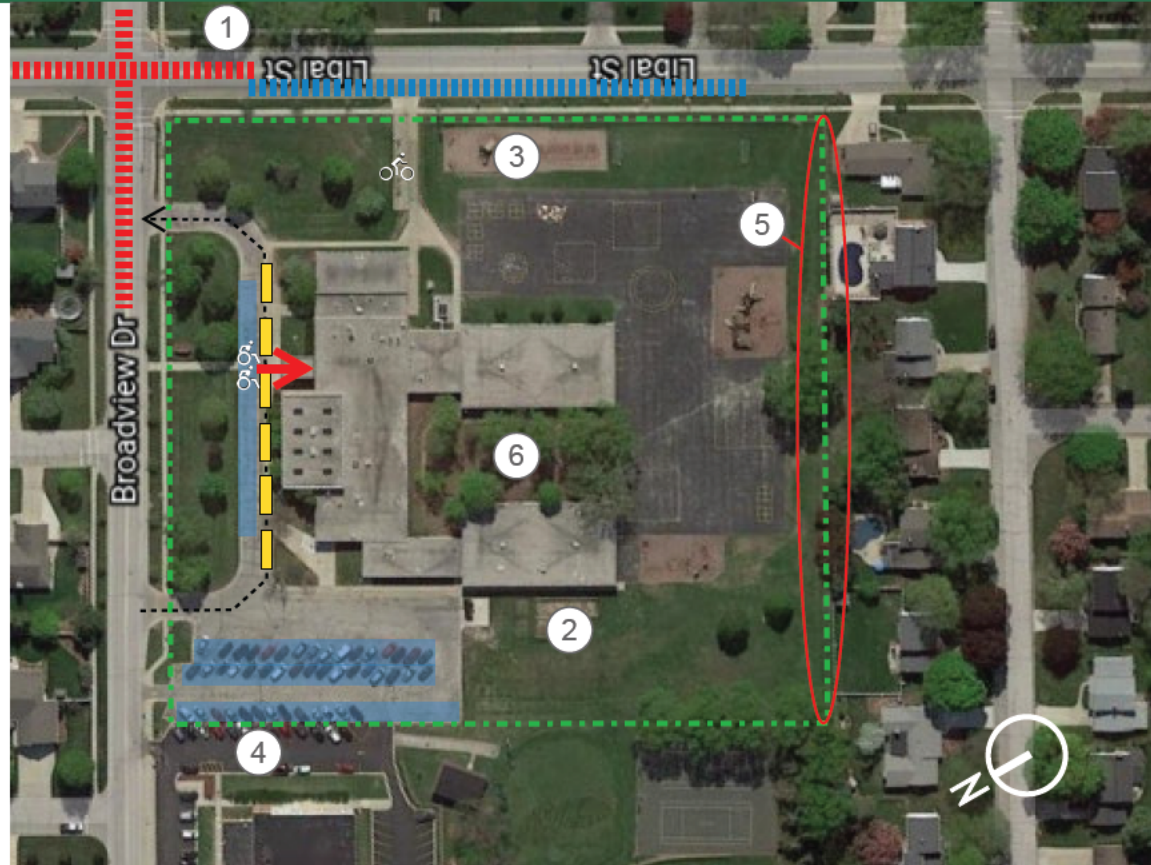
- PARKING
- ▤ DROP-OFF/PICK-UP
- ▤ HEAVY TRAFFIC
- - - PROPERTY LINE
- SCHOOL BUS
- ▤ BUS ROUTE
- ➔ ENTRY
- ➔ STUDENT ENTRY
- ♿ HANDICAP PARKING
- 🚲 BIKE RACK

GENERAL NOTES

- 1 - BUSES HAVE TO COME IN EXIT ONLY; CANNOT MAKE TURN AT ENTRANCE
- 2 - DROP OFF WORKS WELL DUE TO LARGE WINDOW OF TIME. PICK UP DOES NOT BECAUSE ALL GRADES DISMISSED AT ONCE
- 3 - LIBAL ST / BROADVIEW DR INTERSECTION IS 2-WAY STOP. WOULD BENEFIT FROM 4-WAY STOP

KEY NOTES

- ① PARENTS USE CHURCH PARKING LOT DURING PICK UP / DROP OFF
- ② COMMUNITY GARDEN
- ③ PLAYGROUND GETS A LOT OF STORM RUN OFF; CAN'T USE WHEN WET
- ④ YMCA PARKING
- ⑤ INCONSISTENT FENCING WITH NEIGHBORS
- ⑥ WOULD LIKE TO USE SPACE FOR OUTDOOR CLASSROOM



VARIETY OF SPACES

- INDIVIDUAL
- ONE ON ONE
- COLLABORATIVE
- PRESENTATION
- LARGE GROUP

CONNECTION & FLEXIBLE SPACES

- FLEXIBLE SPACES
- VISIBLE CONNECTION
- CONNECTION TO OUTDOORS

IDENTITY AND COMMUNITY

- WELCOMING ENTRY
- SCHOOL IDENTITY / VALUES
- CELEBRATES STUDENT WORK
- COMMUNITY SPACE

SAFETY AND SECURITY

- SECURE ENTRY
- BUILDING ZONING
- RESTROOM SAFETY

INDOOR ENVIRONMENT

- FURNITURE
- DAYLIGHTING
- LIGHTING
- ACOUSTICS
- INDOOR AIR QUALITY
- THERMAL COMFORT
- TECHNOLOGY

LANGLADE ELEMENTARY

EDUCATIONAL ADEQUACY

CLASSROOMS: 14
 CAPACITY: 350
 ENROLLMENT: 286
 SF/STUDENT 163

CORE SPACE SIZES

- CLASSROOMS
- KINDERGARTEN
- ART
- FACS
- WORKSHOPS
- MUSIC
- LIBRARY
- SPECIAL EDUCATION
- GYMS / PE
- PERFORMANCE
- ADMINISTRATION
- FOOD SERVICE
- TOILETS
- CIRCULATION
- SUPPORT SPACES
- BELOW SF STANDARDS



GENERAL NOTES

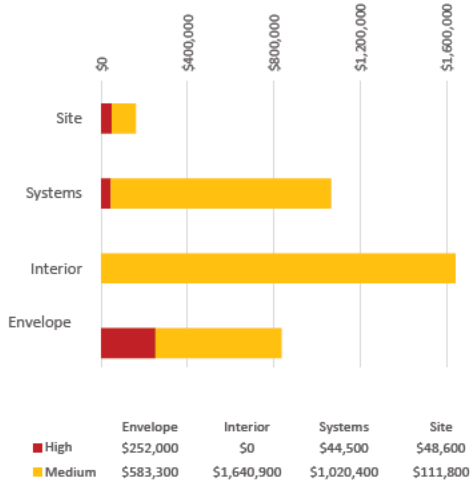
- 1 - NOT ENOUGH OFFICE SPACE
- 2 - NEED ADDITIONAL CONFERENCE ROOM FOR 3-4 PEOPLE
- 3 - WOULD BENEFIT FROM MORE SMALL GROUP AND INDIVIDUAL SPACES
- 4 - LACKING STORAGE FOR SPECIAL EDUCATION EQUIPMENT
- 5 - ELEVATOR BREAKS DOWN OFTEN
- 6 - ROOMS SIZES ARE COMPARED TO MN GUIDELINES; HOW A ROOM IS USED OR FEWER STUDENTS COULD RESULT IN A SMALLER ROOM BEING SUITABLE FOR PURPOSE

KEY NOTES

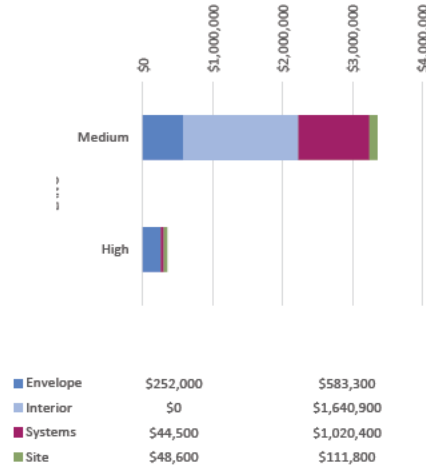
- ① GYMNASIUM BELOW RECOMMENDED SIZE
- ② CAFETERIA BELOW RECOMMENDED SIZE
- ③ STAFF MEETING AREA IN MEDIA CENTER

LANGLADE ELEMENTARY

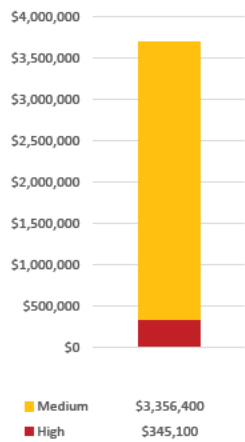
CONSTRUCTION COST BY SCOPE



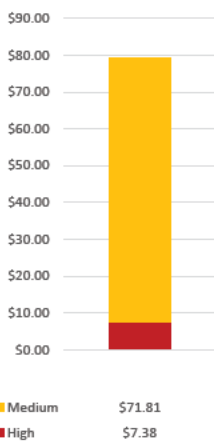
CONSTRUCTION SCOPE BY PRIORITY



COST BY PRIORITY



COST PER SF BY PRIORITY



COST BY PRIORITY AND BY CONDITION



ORIGINAL YEAR OF CONSTRUCTION **1963**

UNWEIGHTED AVERAGE BUILDING AGE **56**

CONDITION 1 AND 2 COST AS A PERCENTAGE OF REPLACEMENT COST **19%**

HIGH AND MEDIUM PRIORITY COSTS AS A PERCENTAGE OF REPLACEMENT COST **25%**

CALCULATED CAPACITY **350**

HIGHEST PROJECTED ENROLLMENT **299**

EXTRA SEATS SEATS AT MAXIMUM ENROLLMENT **51**

SF/STUDENT AT HIGHEST PROJECTED ENROLLMENT **156**

AVERAGE NUMBER OF STUDENTS IN A STANDARD CLASSROOM **20**

EDUCATIONAL ADEQUACY SCORES

INDIVIDUAL	1
ONE ON ONE	2
COLLABORATIVE	2
PRESENTATION	3
LARGE GROUP	2
VISIBLE CONNECTIONS	2
CONNECTION TO OUTDOORS	2
FLEXIBLE SPACES	2
WELCOMING ENTRY	2
SCHOOL IDENTITY/VALUES ON DISPLAY	2
CELEBRATE STUDENT WORK	2
COMMUNITY SPACE	2
SECURE ENTRY	3
BUILDING ZONING	2
RESTROOM SAFETY	2
FURNITURE	2
DAYLIGHTING	2
ARTIFICIAL LIGHTING	2
ACOUSTICS	1
INDOOR AIR QUALITY	1
THERMAL COMFORT	2
TECHNOLOGY	2
PLAY GROUNDS	2
ACCESSIBLE PLAYGROUNDS	2
OUTDOOR CLASSROOM	1
ENVIRONMENTAL LEARNING	3
BIKE RACKS	3
AVERAGE	2.0

REPLACEMENT COST LESS CONDITION 1 AND 2 COST AS A PERCENTAGE **81%**

REPLACEMENT COST LESS HIGH AND MEDIUM PRIORITY COST AS A PERCENTAGE **75%**

PERCENTAGE OF RIGHT SIZED ROOMS **76%**

AVERAGE NUMBER OF STUDENTS IN A STANDARD CLASSROOM AS A PERCENTAGE OF BOARD TARGET **82%**

CURRENT CLASSROOM UTILIZATION

PERCENTAGE OF MAXIMUM ENROLLMENT TO CAPACITY **82%**

EDUCATIONAL ADEQUACY SCORE **67%**

FACILITY AND EDUCATIONAL ADEQUACY SCORE

77

LINCOLN ELEMENTARY

1 VARIETY OF SPACES:

- Little variation in types of spaces
- Art, Music and Gym are below recommended size
- Cafeteria and Gym should be separated

2 CONNECTION AND FLEXIBLE SPACES:

- Little connection between spaces
- Little variation in types and mobility of furniture

3 IDENTITY AND COMMUNITY:

- Little signage to reinforce school identity and sense of belonging

4 SAFETY AND SECURITY:

- Recommend updating entrance to route visitors via the front office before entering the school proper
- No building zoning possible

5 QUALITY ENVIRONMENT:

- 1st grade wing is cold; online area overheats
- Average levels of lighting, air quality, and acoustics

6 SITE:

- Some issues with parent drop-off and neighbors
- No off-street parent drop-off

7 CAPACITY:

- Enrollment is 43% of capacity

EDUCATIONAL ADEQUACY

● SITE SIZE

SITE SAFETY

- TRAFFIC FLOW
- SEPARATE TRAFFIC FLOW
- BUS DROP-OFF
- CAR DROP-OFF
- PEDESTRIAN
- BIKE TRAFFIC

SITE AMENITIES











- ADEQUATE PARKING
- ATHLETIC FIELDS
- PLAYGROUNDS
- ACCESSIBLE PLAYGROUND
- OUTDOOR CLASSROOM
- ENVIRONMENTAL LEARNING
- BIKE RACKS

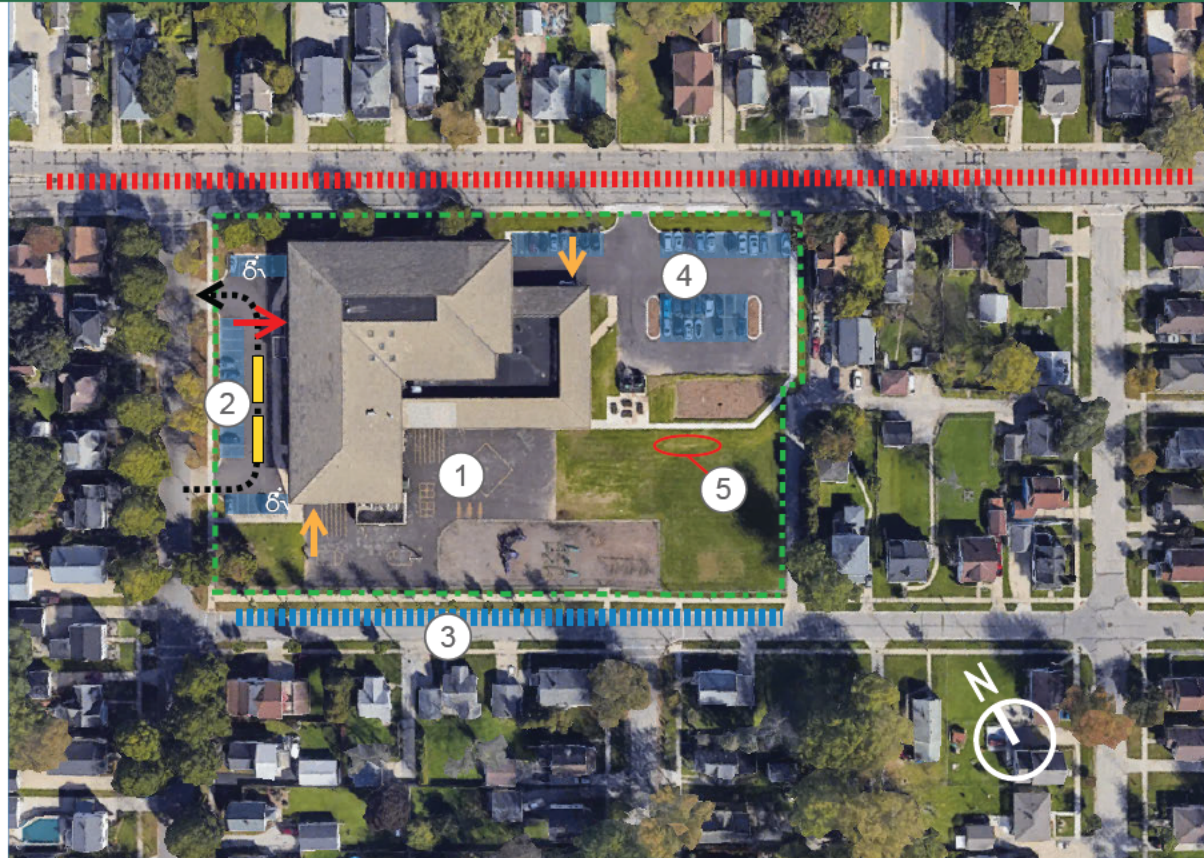
LINCOLN ELEMENTARY AND GBAPS ONLINE SCHOOL

SITE ANALYSIS

SITE: 3.714 ACRES
 BUILDING: 56,949 SF

KEY

-  PARKING
-  DROP-OFF/PICK-UP
-  HEAVY TRAFFIC
-  PROPERTY LINE
-  SCHOOL BUS
-  BUS ROUTE
-  ENTRY
-  STUDENT ENTRY
-  HANDICAP PARKING
-  BIKE RACK



KEY NOTES

- ① HARD SURFACE PLAY AREAS RECENTLY RESURFACED
- ② VISITOR PARKING DOES NOT HAVE DESIGNATED SIGNAGE
- ③ NO PARKING ON SOUTH SIDE OF CAROLINE STREET, CONGESTED DURING PICK UP/DROP OFF TIMES. NEIGHBORHOOD COMPLAINTS OF PARENTS TURNING AROUND IN RESIDENTIAL DRIVEWAYS, LOTS OF WALKERS
- ④ STAFF PARKING/GARBAGE AREA UPGRADED 2021
- ⑤ NEW RETENTION POND

VARIETY OF SPACES

- INDIVIDUAL
- ONE ON ONE
- COLLABORATIVE
- PRESENTATION
- LARGE GROUP

CONNECTION & FLEXIBLE SPACES

- FLEXIBLE SPACES
- VISIBLE CONNECTION
- CONNECTION TO OUTDOORS

IDENTITY AND COMMUNITY

- WELCOMING ENTRY
- SCHOOL IDENTITY / VALUES
- CELEBRATES STUDENT WORK
- COMMUNITY SPACE

SAFETY AND SECURITY

- SECURE ENTRY
- BUILDING ZONING
- RESTROOM SAFETY

INDOOR ENVIRONMENT

- FURNITURE
- DAYLIGHTING
- LIGHTING
- ACOUSTICS
- INDOOR AIR QUALITY
- TECHNOLOGY

**LINCOLN ELEMENTARY AND
GBAPS ONLINE SCHOOL**

1ST FLOOR

EDUCATIONAL ADEQUACY

CLASSROOMS: 14/3
CAPACITY: 350
ENROLLMENT: 151
SF/STUDENT 377

CORE SPACE SIZES

- CLASSROOMS
- KINDERGARTEN
- ART
- FACS
- WORKSHOPS
- MUSIC
- LIBRARY
- SPECIAL EDUCATION
- GYMS / PE
- PERFORMANCE
- ADMINISTRATION
- FOOD SERVICE
- TOILETS
- CIRCULATION
- SUPPORT SPACES
- BELOW SF STANDARDS



GENERAL NOTES

- 1 - NEED CALMING ROOM
- 2 - WOULD BENEFIT FROM FLEXIBLE, EASY TO MOVE FURNITURE
- 3 - OT/PT WILL MOVE OUT OF BUILDING, CONVERT TO STUDENT LEARNING
- 4 - CLASSROOMS HAVE CHALKBOARDS;
- 5 - CASEWORK NEEDS TO BE UPDATED
- 6 - ONE ON ONE AND INDIVIDUAL WORK CURRENTLY IN HALLWAYS

KEY NOTES

- | | |
|--|---|
| <ol style="list-style-type: none"> ① GYMNASIUM BELOW RECOMMENDED SIZE ② SERVING LINE IN CAFETERIA ③ KINDERGARTEN - BELOW RECOMMENDED SIZE, NO RESTROOMS ④ STAFF MEETINGS IN MEDIA CENTER ⑤ GBAPS ONLINE | <ol style="list-style-type: none"> ⑥ BOOKROOM ⑦ TEACHING STUDIO ⑧ STUDENT FLEX SPACE |
|--|---|

CORE SPACE SIZES

- CLASSROOMS
- KINDERGARTEN
- ART
- FACS
- WORKSHOPS
- MUSIC
- LIBRARY
- SPECIAL EDUCATION
- GYMS / PE
- PERFORMANCE
- ADMINISTRATION
- FOOD SERVICE
- TOILETS
- CIRCULATION
- SUPPORT SPACES
- BELOW SF STANDARDS



GENERAL NOTES

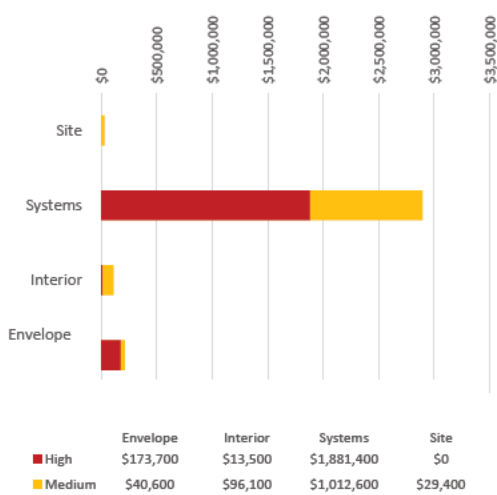
- 1 - NEED CALMING ROOM
- 2 - WOULD BENEFIT FROM FLEXIBLE, EASY TO MOVE FURNITURE
- 3 - OT/PT WILL MOVE OUT OF BUILDING, CONVERT TO STUDENT LEARNING
- 4 - CLASSROOMS HAVE CHALKBOARDS; CASEWORK NEEDS TO BE UPDATED
- 5 - ONE ON ONE AND INDIVIDUAL WORK CURRENTLY IN HALLWAYS
- 6 - ROOMS SIZES ARE COMPARED TO MN GUIDELINES; HOW A ROOM IS USED OR FEWER STUDENTS COULD RESULT IN A SMALLER ROOM BEING SUITABLE FOR PURPOSE

KEY NOTES

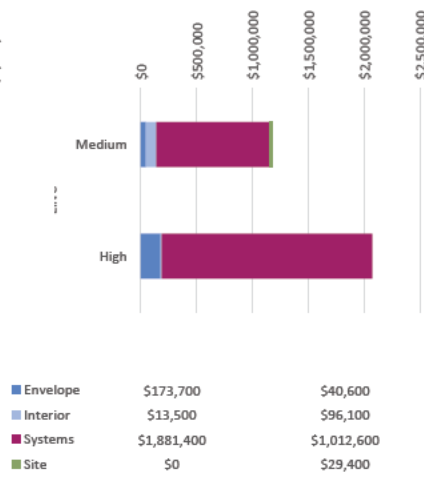
- ① GBAPS ONLINE
- ② BOOKROOM
- ③ TEACHING STUDIO
- ④ STUDENT FLEX SPACE

LINCOLN ELEMENTARY

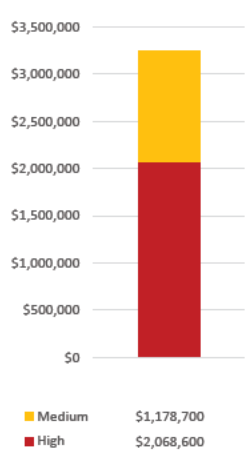
CONSTRUCTION COST BY SCOPE



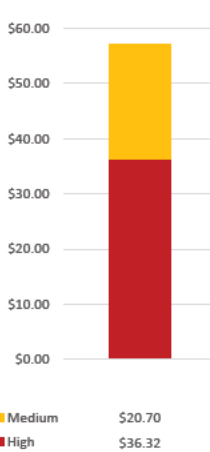
CONSTRUCTION SCOPE BY PRIORITY



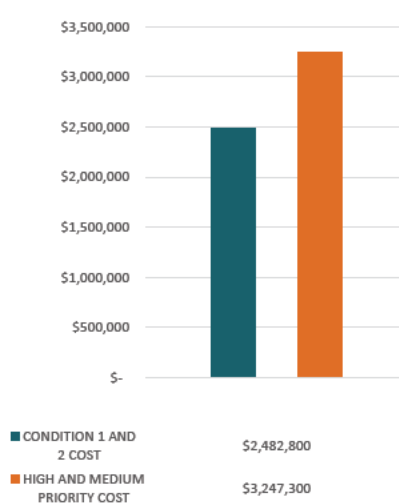
COST BY PRIORITY



COST PER SF BY PRIORITY



COST BY PRIORITY AND BY CONDITION



ORIGINAL YEAR OF CONSTRUCTION **1958**

UNWEIGHTED AVERAGE BUILDING AGE **46**

CONDITION 1 AND 2 COST AS A PERCENTAGE OF REPLACEMENT COST **14%**

HIGH AND MEDIUM PRIORITY COSTS AS A PERCENTAGE OF REPLACEMENT COST **18%**

EDUCATIONAL ADEQUACY SCORES

INDIVIDUAL	1
ONE ON ONE	1
COLLABORATIVE	1
PRESENTATION	2
LARGE GROUP	2
VISIBLE CONNECTIONS	2
CONNECTION TO OUTDOORS	2
FLEXIBLE SPACES	1
WELCOMING ENTRY	3
SCHOOL IDENTITY/VALUES ON DISPLAY	2
CELEBRATE STUDENT WORK	2
COMMUNITY SPACE	2
SECURE ENTRY	2
BUILDING ZONING	1
RESTROOM SAFETY	2
FURNITURE	2
DAYLIGHTING	2
ARTIFICIAL LIGHTING	2
ACOUSTICS	2
INDOOR AIR QUALITY	2
THERMAL COMFORT	2
TECHNOLOGY	2
PLAY GROUNDS	3
ACCESSIBLE PLAYGROUNDS	2
OUTDOOR CLASSROOM	2
ENVIRONMENTAL LEARNING	2
BIKE RACKS	2
AVERAGE	1.9

CALCULATED CAPACITY **350**

HIGHEST PROJECTED ENROLLMENT **139**

EXTRA SEATS SEATS AT MAXIMUM ENROLLMENT **211**

SF/STUDENT AT HIGHEST PROJECTED ENROLLMENT **410**

AVERAGE NUMBER OF STUDENTS IN A STANDARD CLASSROOM **11**

REPLACEMENT COST LESS CONDITION 1 AND 2 COST AS A PERCENTAGE **86%**

REPLACEMENT COST LESS HIGH AND MEDIUM PRIORITY COST AS A PERCENTAGE **82%**

PERCENTAGE OF RIGHT SIZED ROOMS **56%**

AVERAGE NUMBER OF STUDENTS IN A STANDARD CLASSROOM AS A PERCENTAGE OF BOARD TARGET **43%**

CURRENT CLASSROOM UTILIZATION

PERCENTAGE OF MAXIMUM ENROLLMENT TO CAPACITY **43%**

EDUCATIONAL ADEQUACY SCORE **63%**

FACILITY AND EDUCATIONAL ADEQUACY SCORE **62**

MACARTHUR ELEMENTARY

1 VARIETY OF SPACES:

- Little variation in types of spaces
- All classrooms, Art, Music and Gym are below recommended size
- Cafeteria and Gym should be separated

2 CONNECTION AND FLEXIBLE SPACES:

- The classrooms are semi-open plan – each cluster of classrooms could be supervised from one central location.
- Each cluster of classrooms has an breakout area
- Little variation in types and mobility of furniture

3 IDENTITY AND COMMUNITY:

- Little signage to reinforce school identity and sense of belonging
- The City uses a room off from the gym as a warming house for the ice rink

4 SAFETY AND SECURITY:

- Recommend updating entrance to route visitors via the front office before entering the school proper
- No building zoning possible

5 QUALITY ENVIRONMENT:

- Poor levels of lighting, thermal comfort and very poor acoustics
- Due to the open plan nature of the school design, there is acoustic transmission between the classrooms

6 SITE:

- Playground is on City land and is inaccessible in the winter
- Very little hard top play area
- Not enough parking
- Parking is not next to the main entrance

7 CAPACITY:

- Enrollment is 77% of capacity

EDUCATIONAL ADEQUACY

● SITE SIZE

SITE SAFETY

- TRAFFIC FLOW
- SEPARATE TRAFFIC FLOW
- BUS DROP-OFF
- CAR DROP-OFF
- PEDESTRIAN
- BIKE TRAFFIC

SITE AMENITIES











- ADEQUATE PARKING
- ATHLETIC FIELDS
- PLAYGROUNDS
- ACCESSIBLE PLAYGROUND
- OUTDOOR CLASSROOM
- ENVIRONMENTAL LEARNING
- BIKE RACKS

**MACARTHUR
ELEMENTARY**

SITE ANALYSIS

SITE: 5.7 ACRES
BUILDING: 41,300 SF

KEY

-  PARKING
-  DROP-OFF/PICK-UP
-  HEAVY TRAFFIC
-  PROPERTY LINE
-  SCHOOL BUS
-  BUS ROUTE
-  ENTRY
-  STUDENT ENTRY
-  HANDICAP PARKING
-  BIKE RACK

GENERAL NOTES

- 1 - NO OFF-STREET BUS OR PARENT DROP-OFF
- 2 - DIFFICULT TO SUPERVISE DURING RECESS DUE TO THE SHAPE OF THE BUILDING



KEY NOTES

- ① PLAY GROUND IS ON CITY PROPERTY AND INACCESSIBLE IN SNOW
- ② INADEQUATE PARKING
- ③ PARKING LOT BLOCKED OFF AT DROP OFF AND PICK UP TIMES
- ④ VERY LITTLE HARD TOP PLAY AREA
- ⑤ HOCKEY RINK AND WARMING HOUSE IN SCHOOL USED BY CITY

VARIETY OF SPACES

- INDIVIDUAL
- ONE ON ONE
- COLLABORATIVE
- PRESENTATION
- LARGE GROUP

CONNECTION & FLEXIBLE SPACES

- FLEXIBLE SPACES
- VISIBLE CONNECTION
- CONNECTION TO OUTDOORS

IDENTITY AND COMMUNITY

- WELCOMING ENTRY
- SCHOOL IDENTITY / VALUES
- CELEBRATES STUDENT WORK
- COMMUNITY SPACE

SAFETY AND SECURITY

- SECURE ENTRY
- BUILDING ZONING
- RESTROOM SAFETY

INDOOR ENVIRONMENT

- FURNITURE
- DAYLIGHTING
- LIGHTING
- ACOUSTICS
- INDOOR AIR QUALITY
- THERMAL COMFORT
- TECHNOLOGY

MACARTHUR ELEMENTARY

EDUCATIONAL ADEQUACY

CLASSROOMS: 14/3
 CAPACITY: 350
 ENROLLMENT: 271
 SF/STUDENT 152

CORE SPACE SIZES

- CLASSROOMS
- KINDERGARTEN
- ART
- FACs
- WORKSHOPS
- MUSIC
- LIBRARY
- SPECIAL EDUCATION
- GYMS / PE
- PERFORMANCE
- ADMINISTRATION
- FOOD SERVICE
- TOILETS
- CIRCULATION
- SUPPORT SPACES
- BELOW SF STANDARDS



GENERAL NOTES

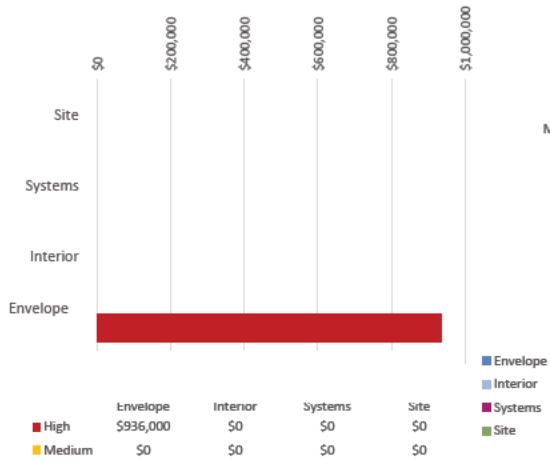
- 1 - NO OFF-STREET BUS OR PARENT DROP-OFF
- 2 - ROOMS SIZES ARE COMPARED TO MN GUIDELINES; HOW A ROOM IS USED OR FEWER STUDENTS COULD RESULT IN A SMALLER ROOM BEING SUITABLE FOR PURPOSE

KEY NOTES

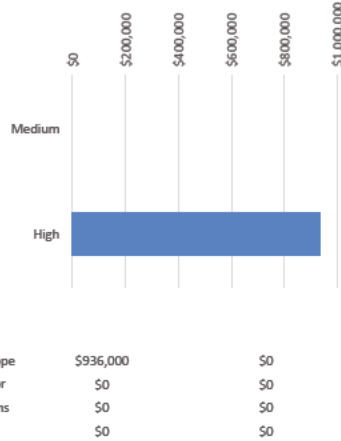
- ① GYMNASIUM BELOW RECOMMENDED SIZE
- ② CAFETERIA BELOW RECOMMENDED SIZE
- ③ KINDERGARTEN - BELOW RECOMMENDED SIZE, NO RESTROOMS
- ④ SMALL MEETING AREA IN MEDIA CENTER

MACARTHUR ELEMENTARY

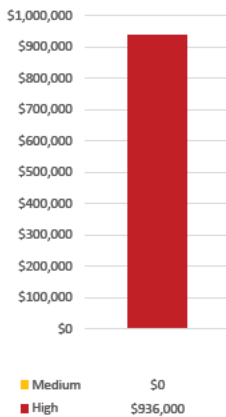
CONSTRUCTION COST BY SCOPE



CONSTRUCTION SCOPE BY PRIORITY



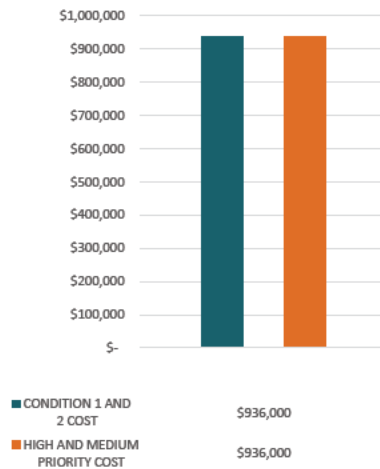
COST BY PRIORITY



COST PER SF BY PRIORITY



COST BY PRIORITY AND BY CONDITION



ORIGINAL YEAR OF CONSTRUCTION **unknown**

UNWEIGHTED AVERAGE BUILDING AGE **unknown**

EDUCATIONAL ADEQUACY SCORES

INDIVIDUAL	1
ONE ON ONE	2
COLLABORATIVE	3
PRESENTATION	2
LARGE GROUP	3
VISIBLE CONNECTIONS	3
CONNECTION TO OUTDOORS	2
FLEXIBLE SPACES	3
WELCOMING ENTRY	1
SCHOOL IDENTITY/VALUES ON DISPLAY	1
CELEBRATE STUDENT WORK	2
COMMUNITY SPACE	2
SECURE ENTRY	3
BUILDING ZONING	2
RESTROOM SAFETY	1
FURNITURE	1
DAYLIGHTING	1
ARTIFICIAL LIGHTING	1
ACOUSTICS	1
INDOOR AIR QUALITY	3
THERMAL COMFORT	1
TECHNOLOGY	2
PLAY GROUNDS	1
ACCESSIBLE PLAYGROUNDS	1
OUTDOOR CLASSROOM	1
ENVIRONMENTAL LEARNING	1
BIKE RACKS	1
AVERAGE	1.7

CONDITION 1 AND 2 COST AS A PERCENTAGE OF REPLACEMENT COST	7%
HIGH AND MEDIUM PRIORITY COSTS AS A PERCENTAGE OF REPLACEMENT COST	7%
CALCULATED CAPACITY	350
HIGHEST PROJECTED ENROLLMENT	273
EXTRA SEATS SEATS AT MAXIMUM ENROLLMENT	77
SF/STUDENT AT HIGHEST PROJECTED ENROLLMENT	151
AVERAGE NUMBER OF STUDENTS IN A STANDARD CLASSROOM	19

REPLACEMENT COST LESS CONDITION 1 AND 2 COST AS A PERCENTAGE	93%
REPLACEMENT COST LESS HIGH AND MEDIUM PRIORITY COST AS A PERCENTAGE	93%
PERCENTAGE OF RIGHT SIZED ROOMS	12%
AVERAGE NUMBER OF STUDENTS IN A STANDARD CLASSROOM AS A PERCENTAGE OF BOARD TARGET	77%
CURRENT CLASSROOM UTILIZATION	
PERCENTAGE OF MAXIMUM ENROLLMENT TO CAPACITY	77%
EDUCATIONAL ADEQUACY SCORE	57%

FACILITY AND EDUCATIONAL ADEQUACY SCORE 37

MARTIN ELEMENTARY

1 VARIETY OF SPACES:

- Some spaces for large group and presentations, but not much provision for individual and small groups
- Some classrooms, Music and Gym are below recommended size

2 CONNECTION AND FLEXIBLE SPACES:

- Little connection between spaces
- Little variation in types and mobility of furniture

3 IDENTITY AND COMMUNITY:

- Little signage to reinforce school identity and sense of belonging

4 SAFETY AND SECURITY:

- No building zoning possible

5 QUALITY ENVIRONMENT:

- New lighting in corridors and classrooms
- Average levels of air quality, thermal comfort, and acoustics

6 SITE:

- No off-street bus or parent drop-off
- Playground is new and will be getting a 4K playground

- Playing fields are fenced where adjacent to homes
- Would like some more hardtop play area

7 CAPACITY:

- Enrollment is 75% of capacity

EDUCATIONAL ADEQUACY

● SITE SIZE

SITE SAFETY

- TRAFFIC FLOW
- SEPARATE TRAFFIC FLOW
- BUS DROP-OFF
- CAR DROP-OFF
- PEDESTRIAN
- BIKE TRAFFIC

SITE AMENITIES

- ADEQUATE PARKING
- ATHLETIC FIELDS
- PLAYGROUNDS
- ACCESSIBLE PLAYGROUND
- OUTDOOR CLASSROOM
- ENVIRONMENTAL LEARNING
- BIKE RACKS

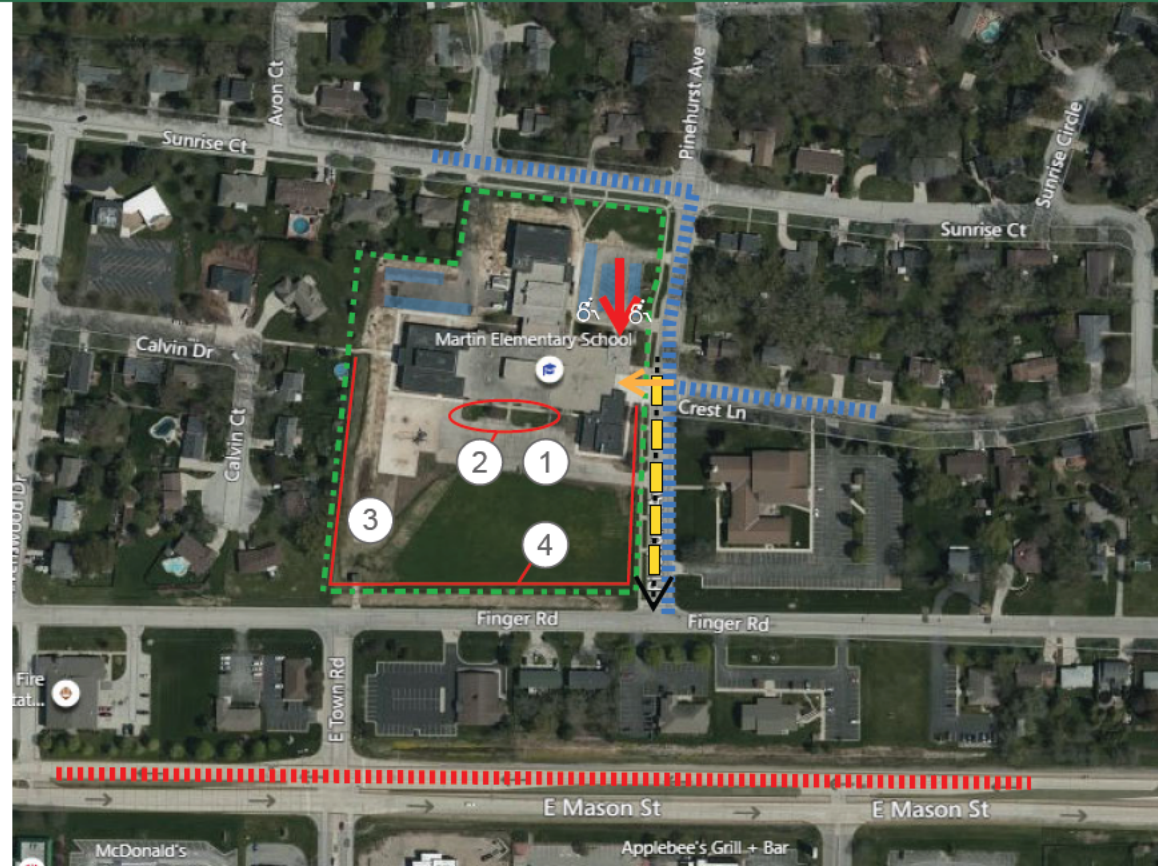
MARTIN ELEMENTARY

SITE ANALYSIS

SITE: 7.921 ACRES
 BUILDING: 66,526 SF

KEY

- PARKING
- ▤ DROP-OFF/PICK-UP
- ▨ HEAVY TRAFFIC
- ▬ PROPERTY LINE
- SCHOOL BUS
- ▬ BUS ROUTE
- ➔ ENTRY
- ➔ STUDENT ENTRY
- ♿ HANDICAP PARKING
- 🚲 BIKE RACK



GENERAL NOTES

- 1 - NO OFF-STREET BUS OR PARENT DROP-OFF
- 2 - PARENTS COULD PARK ON FINGER RD IF THERE WAS A SIDEWALK

KEY NOTES

- ① BLACKTOP NEEDS TO BE RESURFACED
- ② WOULD LIKE AREA TO BE HARD SURFACE
- ③ WATER RUN OFF
- ④ EXISTING FENCE

VARIETY OF SPACES

- INDIVIDUAL
- ONE ON ONE
- COLLABORATIVE
- PRESENTATION
- LARGE GROUP

CONNECTION & FLEXIBLE SPACES

- FLEXIBLE SPACES
- VISIBLE CONNECTION
- CONNECTION TO OUTDOORS

IDENTITY AND COMMUNITY

- WELCOMING ENTRY
- SCHOOL IDENTITY / VALUES
- CELEBRATES STUDENT WORK
- COMMUNITY SPACE

SAFETY AND SECURITY

- SECURE ENTRY
- BUILDING ZONING
- RESTROOM SAFETY

INDOOR ENVIRONMENT

- FURNITURE
- DAYLIGHTING
- LIGHTING
- ACOUSTICS
- INDOOR AIR QUALITY
- THERMAL COMFORT
- TECHNOLOGY

**MARTIN
ELEMENTARY**

EDUCATIONAL ADEQUACY

CLASSROOMS: 19/3
 CAPACITY: 475
 ENROLLMENT: 357
 SF/STUDENT 186

CORE SPACE SIZES

- CLASSROOMS
- KINDERGARTEN
- ART
- FACS
- WORKSHOPS
- MUSIC
- LIBRARY
- SPECIAL EDUCATION
- GYMS / PE
- PERFORMANCE
- ADMINISTRATION
- FOOD SERVICE
- TOILETS
- CIRCULATION
- SUPPORT SPACES
- BELOW SF STANDARDS

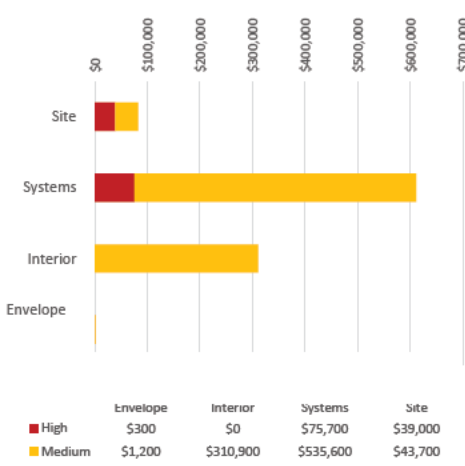


- 1 - YMCA AFTER SCHOOL CLUB IN CAFETERIA
- 2 - MUSIC / BAND RECENTLY RENOVATED
- 3 - ISSUES WITH SOUND TRANSFER AT OLD CLASSROOMS
- 4 - ROOMS GET WARM IN NEW WING
- 5 - ROOMS SIZES ARE COMPARED TO MN GUIDELINES; HOW A ROOM IS USED OR FEWER STUDENTS COULD RESULT IN A SMALLER ROOM BEING SUITABLE FOR PURPOSE

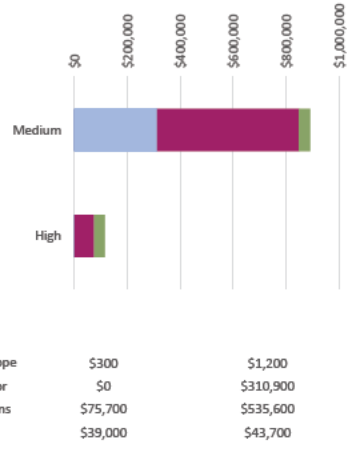
- GYMNASIUM BELOW RECOMMENDED SIZE
- RESTROOMS NOT USED; CHANGE TO STORAGE

MARTIN ELEMENTARY

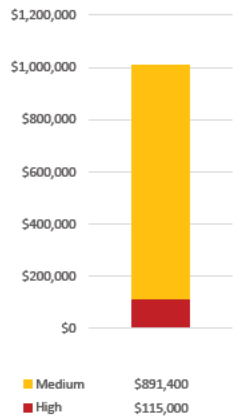
CONSTRUCTION COST BY SCOPE



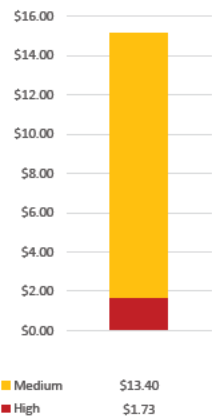
CONSTRUCTION SCOPE BY PRIORITY



COST BY PRIORITY



COST PER SF BY PRIORITY



COST BY PRIORITY AND BY CONDITION



ORIGINAL YEAR OF CONSTRUCTION **1968**
 UNWEIGHTED AVERAGE BUILDING AGE **28**

EDUCATIONAL ADEQUACY SCORES

INDIVIDUAL	2
ONE ON ONE	2
COLLABORATIVE	2
PRESENTATION	3
LARGE GROUP	3
VISIBLE CONNECTIONS	2
CONNECTION TO OUTDOORS	2
FLEXIBLE SPACES	2
WELCOMING ENTRY	2
SCHOOL IDENTITY/VALUES ON DISPLAY	2
CELEBRATE STUDENT WORK	2
COMMUNITY SPACE	3
SECURE ENTRY	3
BUILDING ZONING	2
RESTROOM SAFETY	2
FURNITURE	2
DAYLIGHTING	2
ARTIFICIAL LIGHTING	2
ACOUSTICS	2
INDOOR AIR QUALITY	3
THERMAL COMFORT	2
TECHNOLOGY	2
PLAY GROUNDS	2
ACCESSIBLE PLAYGROUNDS	2
OUTDOOR CLASSROOM	2
ENVIRONMENTAL LEARNING	1
BIKE RACKS	1
AVERAGE	2.1

CONDITION 1 AND 2 COST AS A PERCENTAGE OF REPLACEMENT COST **3%**
 HIGH AND MEDIUM PRIORITY COSTS AS A PERCENTAGE OF REPLACEMENT COST **5%**
 CALCULATED CAPACITY **475**
 HIGHEST PROJECTED ENROLLMENT **387**
 EXTRA SEATS SEATS AT MAXIMUM ENROLLMENT **88**
 SF/STUDENT AT HIGHEST PROJECTED ENROLLMENT **172**
 AVERAGE NUMBER OF STUDENTS IN A STANDARD CLASSROOM **19**

REPLACEMENT COST LESS CONDITION 1 AND 2 COST AS A PERCENTAGE	97%
REPLACEMENT COST LESS HIGH AND MEDIUM PRIORITY COST AS A PERCENTAGE	95%
PERCENTAGE OF RIGHT SIZED ROOMS	41%
AVERAGE NUMBER OF STUDENTS IN A STANDARD CLASSROOM AS A PERCENTAGE OF BOARD TARGET	75%
CURRENT CLASSROOM UTILIZATION	
PERCENTAGE OF MAXIMUM ENROLLMENT TO CAPACITY	75%
EDUCATIONAL ADEQUACY SCORE	70%

FACILITY AND EDUCATIONAL ADEQUACY SCORE **76**

MCAULIFFE ELEMENTARY

1 VARIETY OF SPACES:

- Little variation in types of spaces
- A couple of kindergarten rooms and the Gym are below recommended size
- Cafeteria and Gym should be separated

2 CONNECTION AND FLEXIBLE SPACES:

- Little connection between spaces
- Little variation in types and mobility of furniture

3 IDENTITY AND COMMUNITY:

- Little signage to reinforce school identity and sense of belonging

4 SAFETY AND SECURITY:

- No building zoning possible

5 QUALITY ENVIRONMENT:

- Average levels of lighting, and acoustics
- Air quality and thermal comfort levels are good

6 SITE:

- No accessible equipment in playground
- No off-street parent drop-off; limited street drop-off zone
- Parking is not next to the main entrance

- Large area for environmental learning and play







7 CAPACITY:

- Enrollment is 78% of capacity

EDUCATIONAL ADEQUACY

 SITE SIZE

SITE SAFETY

-  TRAFFIC FLOW
-  SEPARATE TRAFFIC FLOW
-  BUS DROP-OFF
-  CAR DROP-OFF
-  PEDESTRIAN
-  BIKE TRAFFIC

SITE AMENITIES











-  ADEQUATE PARKING
-  ATHLETIC FIELDS
-  PLAYGROUNDS
-  ACCESSIBLE PLAYGROUND
-  OUTDOOR CLASSROOM
-  ENVIRONMENTAL LEARNING
-  BIKE RACKS
-  LOW EMISSIONS VEHICLE PARKING
-  ELECTRIC VEHICLE CHARGING

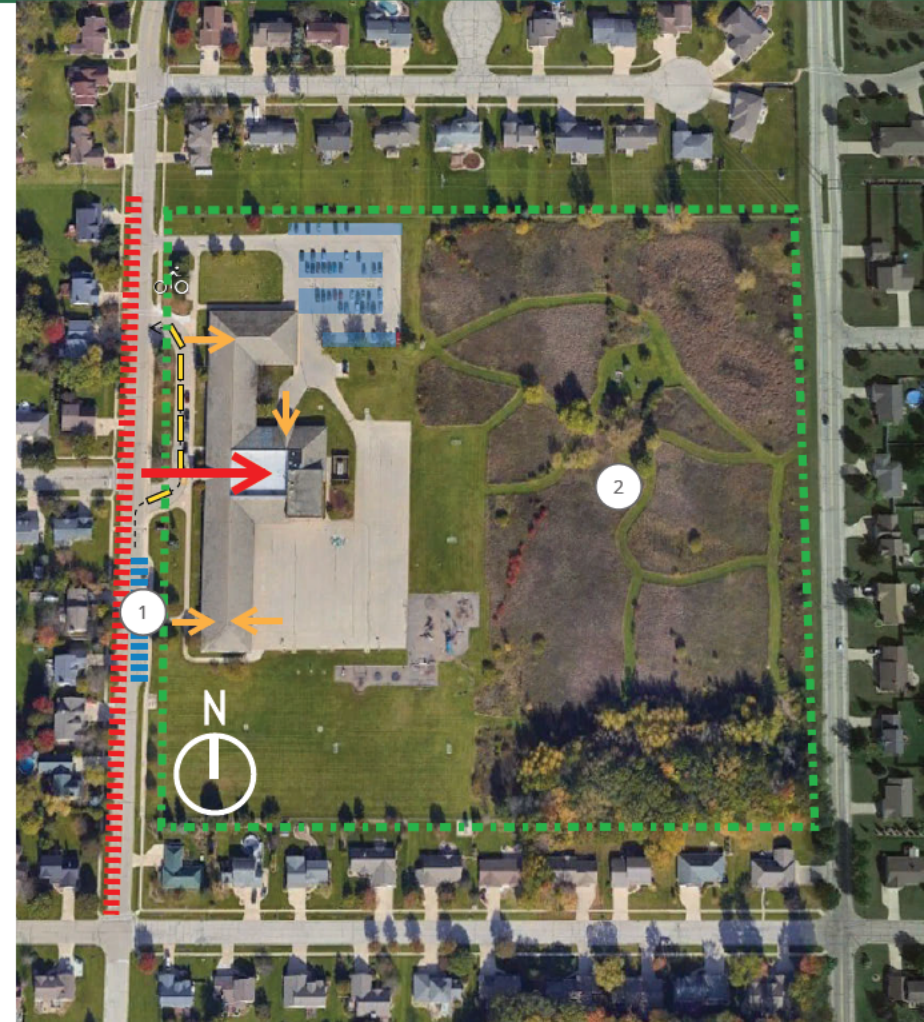
**McAULIFFE
ELEMENTARY**

SITE ANALYSIS

SITE: **22.2 ACRES**
 BUILDING: 56,700 SF

KEY



-  PARKING
-  DROP-OFF/PICK-UP
-  HEAVY TRAFFIC
-  PROPERTY LINE
-  SCHOOL BUS
-  BUS ROUTE
-  ENTRY
-  STUDENT ENTRY
-  HANDICAP PARKING
-  BIKE RACK



GENERAL NOTES

1 - NO OFF-STREET PARENT DROP-OFF

KEY NOTES

-  LIMITED PARENT DROP OFF PULL-IN AREA
-  LARGE ENVIRONMENTAL LEARNING AREA

VARIETY OF SPACES

- INDIVIDUAL
- ONE ON ONE
- COLLABORATIVE
- PRESENTATION
- LARGE GROUP

CONNECTION & FLEXIBLE SPACES

- FLEXIBLE SPACES
- VISIBLE CONNECTION
- CONNECTION TO OUTDOORS

IDENTITY AND COMMUNITY

- WELCOMING ENTRY
- SCHOOL IDENTITY / VALUES
- CELEBRATES STUDENT WORK
- COMMUNITY SPACE

SAFETY AND SECURITY

- SECURE ENTRY
- BUILDING ZONING
- RESTROOM SAFETY

INDOOR ENVIRONMENT

- FURNITURE
- DAYLIGHTING
- LIGHTING
- ACOUSTICS
- INDOOR AIR QUALITY
- THERMAL COMFORT
- TECHNOLOGY

MCAULIFFE ELEMENTARY

EDUCATIONAL ADEQUACY

CLASSROOMS: 22
 CAPACITY: 550
 ENROLLMENT: 431
 SF/STUDENT **131** 2

CORE SPACE SIZES

- CLASSROOMS
- KINDERGARTEN
- ART
- FACS
- WORKSHOPS
- MUSIC
- LIBRARY
- SPECIAL EDUCATION
- GYMS / PE
- PERFORMANCE
- ADMINISTRATION
- FOOD SERVICE
- TOILETS
- CIRCULATION
- SUPPORT SPACES
- **BELOW SF STANDARDS**



GENERAL NOTES

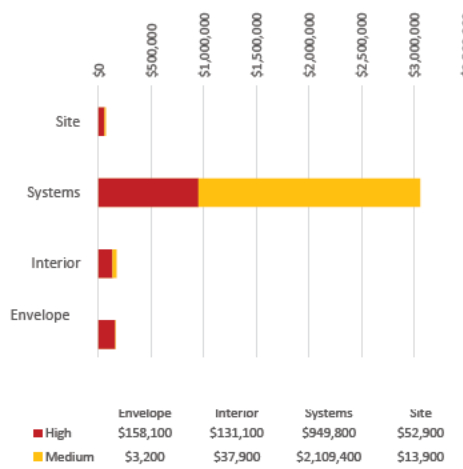
1 - ROOMS SIZES ARE COMPARED TO MN GUIDELINES; HOW A ROOM IS USED OR FEWER STUDENTS COULD RESULT IN A SMALLER ROOM BEING SUITABLE FOR PURPOSE

KEY NOTES

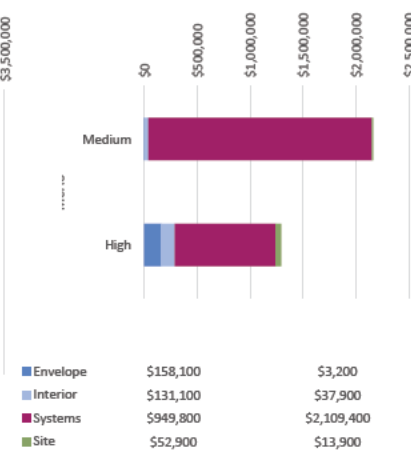
- 1 GYMNASIUM BELOW RECOMMENDED SIZE
- 2 AREA PER STUDENT BELOW RECOMMENDED AT CURRENT ENROLLMENT

MCAULIFFE ELEMENTARY

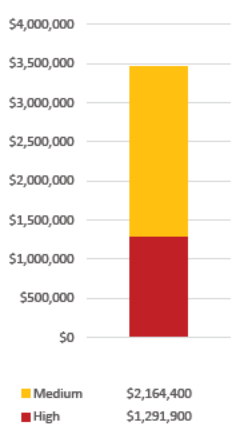
CONSTRUCTION COST BY SCOPE



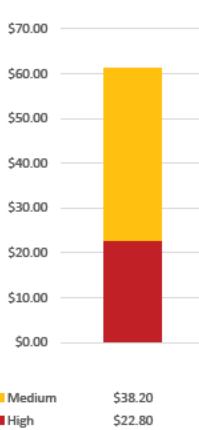
CONSTRUCTION SCOPE BY PRIORITY



COST BY PRIORITY



COST PER SF BY PRIORITY



COST BY PRIORITY AND BY CONDITION



ORIGINAL YEAR OF CONSTRUCTION 1991

UNWEIGHTED AVERAGE BUILDING AGE 28

EDUCATIONAL ADEQUACY SCORES

INDIVIDUAL	1
ONE ON ONE	2
COLLABORATIVE	1
PRESENTATION	3
LARGE GROUP	3
VISIBLE CONNECTIONS	1
CONNECTION TO OUTDOORS	2
FLEXIBLE SPACES	1
WELCOMING ENTRY	1
SCHOOL IDENTITY/VALUES ON DISPLAY	2
CELEBRATE STUDENT WORK	3
COMMUNITY SPACE	1
SECURE ENTRY	3
BUILDING ZONING	1
RESTROOM SAFETY	3
FURNITURE	3
DAYLIGHTING	2
ARTIFICIAL LIGHTING	2
ACOUSTICS	2
INDOOR AIR QUALITY	3
THERMAL COMFORT	3
TECHNOLOGY	2
PLAY GROUNDS	3
ACCESSIBLE PLAYGROUNDS	1
OUTDOOR CLASSROOM	1
ENVIRONMENTAL LEARNING	3
BIKE RACKS	3
AVERAGE	2.1

CONDITION 1 AND 2 COST AS A PERCENTAGE OF REPLACEMENT COST 17%

HIGH AND MEDIUM PRIORITY COSTS AS A PERCENTAGE OF REPLACEMENT COST 20%

CALCULATED CAPACITY 550

HIGHEST PROJECTED ENROLLMENT 435

EXTRA SEATS SEATS AT MAXIMUM ENROLLMENT 115

SF/STUDENT AT HIGHEST PROJECTED ENROLLMENT 130

AVERAGE NUMBER OF STUDENTS IN A STANDARD CLASSROOM 20

REPLACEMENT COST LESS CONDITION 1 AND 2 COST AS A PERCENTAGE 83%

REPLACEMENT COST LESS HIGH AND MEDIUM PRIORITY COST AS A PERCENTAGE 80%

PERCENTAGE OF RIGHT SIZED ROOMS 88%

AVERAGE NUMBER OF STUDENTS IN A STANDARD CLASSROOM AS A PERCENTAGE OF BOARD TARGET 78%

CURRENT CLASSROOM UTILIZATION

PERCENTAGE OF MAXIMUM ENROLLMENT TO CAPACITY 78%

EDUCATIONAL ADEQUACY SCORE 69%

FACILITY AND EDUCATIONAL ADEQUACY SCORE 80

NICOLET ELEMENTARY

1 VARIETY OF SPACES:

- Some spaces for large group and presentations, but not much provision for individual and small groups
- Some classrooms, Music and Gym are below recommended size

2 CONNECTION AND FLEXIBLE SPACES:

- Little connection between spaces
- Little variation in types and mobility of furniture

3 IDENTITY AND COMMUNITY:

- Little signage to reinforce school identity and sense of belonging
- There is a community room

4 SAFETY AND SECURITY:

- No building zoning possible

5 QUALITY ENVIRONMENT:

- Average levels of lighting, air quality, and acoustics

6 SITE:

- Playground is on City land
- Not enough visitor parking
- No off-street bus drop-off

7 CAPACITY:

- Enrollment is 62% of capacity

EDUCATIONAL ADEQUACY

● SITE SIZE

SITE SAFETY

- TRAFFIC FLOW
- SEPARATE TRAFFIC FLOW
- BUS DROP-OFF
- CAR DROP-OFF
- PEDESTRIAN
- BIKE TRAFFIC

SITE AMENITIES

- ADEQUATE PARKING
- ATHLETIC FIELDS
- PLAYGROUNDS
- ACCESSIBLE PLAYGROUND
- OUTDOOR CLASSROOM
- ENVIRONMENTAL LEARNING
- BIKE RACKS

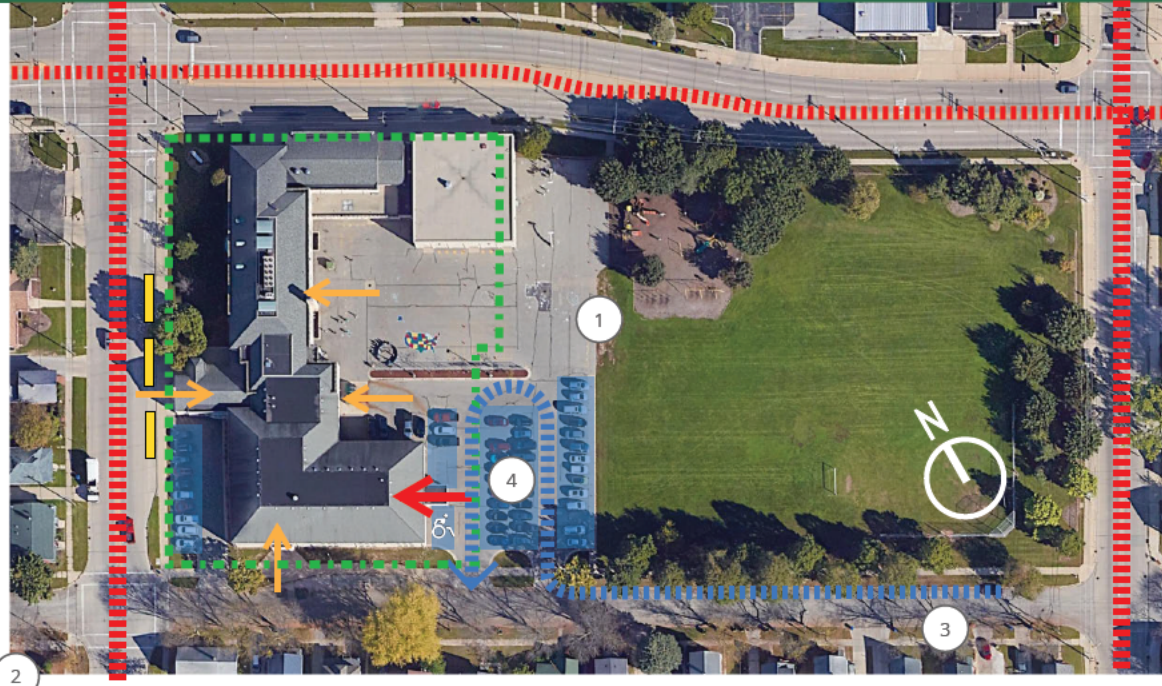
**NICOLET
ELEMENTARY**

SITE ANALYSIS

SITE: **1.9 ACRES**
BUILDING: 72,000 SF

KEY

- PARKING
- DROP-OFF/PICK-UP
- HEAVY TRAFFIC
- PROPERTY LINE
- SCHOOL BUS
- BUS ROUTE
- ENTRY
- STUDENT ENTRY
- ♿ HANDICAP PARKING
- 🚲 BIKE RACK



GENERAL NOTES

1 - NO OFF-STREET BUS DROP-OFF

KEY NOTES

- ① THE CITY OWNS THE FIELD, PLAYGROUND AND PART OF THE PARKING LOT
- ② ADDITIONAL PARKING
- ③ SOME PARENTS PARK ILLEGALLY ON SOUTH SIDE OF THE ROAD
- ④ LIMITED GUEST PARKING

VARIETY OF SPACES

- INDIVIDUAL
- ONE ON ONE
- COLLABORATIVE
- PRESENTATION
- LARGE GROUP

CONNECTION & FLEXIBLE SPACES

- FLEXIBLE SPACES
- VISIBLE CONNECTION
- CONNECTION TO OUTDOORS

IDENTITY AND COMMUNITY

- WELCOMING ENTRY
- SCHOOL IDENTITY / VALUES
- CELEBRATES STUDENT WORK
- COMMUNITY SPACE

SAFETY AND SECURITY

- SECURE ENTRY
- BUILDING ZONING
- RESTROOM SAFETY

INDOOR ENVIRONMENT

- FURNITURE
- DAYLIGHTING
- LIGHTING
- ACOUSTICS
- INDOOR AIR QUALITY
- THERMAL COMFORT
- TECHNOLOGY

NICOLET ELEMENTARY

EDUCATIONAL ADEQUACY

CLASSROOMS: 20/3
 CAPACITY: 500
 ENROLLMENT: 309
 SF/STUDENT 233

CORE SPACE SIZES

- CLASSROOMS
- KINDERGARTEN
- ART
- FACS
- WORKSHOPS
- MUSIC
- LIBRARY
- SPECIAL EDUCATION
- GYMS / PE
- PERFORMANCE
- ADMINISTRATION
- FOOD SERVICE
- TOILETS
- CIRCULATION
- SUPPORT SPACES
- COMMUNITY
- BELOW SF STANDARDS



1 - ROOMS SIZES ARE COMPARED TO MN GUIDELINES; HOW A ROOM IS USED OR FEWER STUDENTS COULD RESULT IN A SMALLER ROOM BEING SUITABLE FOR PURPOSE

- ① COMMONS BELOW RECOMMENDED SIZE. ONLY ONE GRADE PER LUNCH PERIOD
- ② GYM IS INADEQUATELY SIZED FOR EVENTS
- ③ UNUSED LOCKER ROOMS COULD BE UPDATED TO SATISFY OTHER NEEDS
- ④ COMMUNITY ROOM USED FOR AFTER SCHOOL PROGRAM, FAMILY CLASSES/ MEDICAL/ DENTAL

NICOLET ELEMENTARY

EDUCATIONAL ADEQUACY

CORE SPACE SIZES

- CLASSROOMS
- KINDERGARTEN
- ART
- FACS
- WORKSHOPS
- MUSIC
- LIBRARY
- SPECIAL EDUCATION
- GYMS / PE
- PERFORMANCE
- ADMINISTRATION
- FOOD SERVICE
- TOILETS
- CIRCULATION
- SUPPORT SPACES
- BELOW SF STANDARDS**

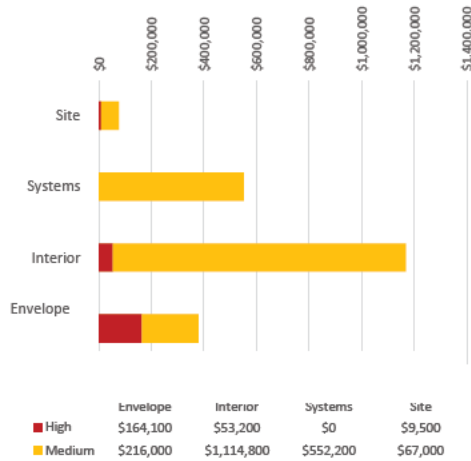


GENERAL NOTES

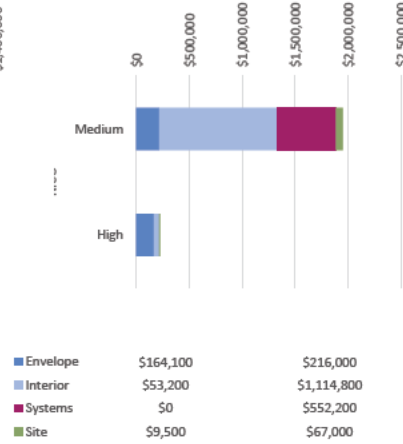
- 1 - ROOMS SIZES ARE COMPARED TO MN GUIDELINES; HOW A ROOM IS USED OR FEWER STUDENTS COULD RESULT IN A SMALLER ROOM BEING SUITABLE FOR PURPOSE

NICOLET ELEMENTARY

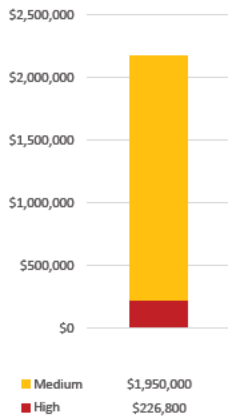
CONSTRUCTION COST BY SCOPE



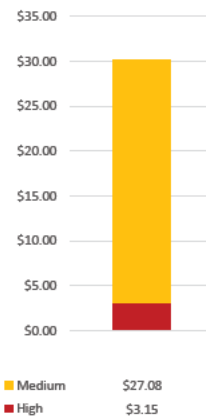
CONSTRUCTION SCOPE BY PRIORITY



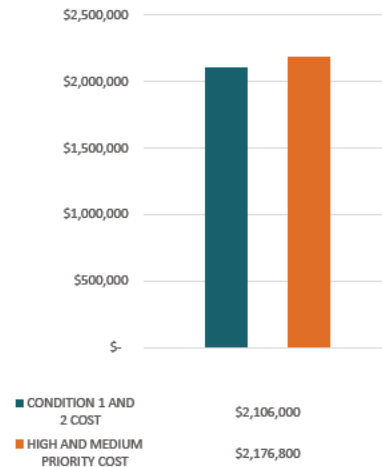
COST BY PRIORITY



COST PER SF BY PRIORITY



COST BY PRIORITY AND BY CONDITION



ORIGINAL YEAR OF CONSTRUCTION 1939

UNWEIGHTED AVERAGE BUILDING AGE 56

EDUCATIONAL ADEQUACY SCORES

INDIVIDUAL	1
ONE ON ONE	2
COLLABORATIVE	2
PRESENTATION	3
LARGE GROUP	3
VISIBLE CONNECTIONS	2
CONNECTION TO OUTDOORS	2
FLEXIBLE SPACES	2
WELCOMING ENTRY	2
SCHOOL IDENTITY/VALUES ON DISPLAY	2
CELEBRATE STUDENT WORK	2
COMMUNITY SPACE	2
SECURE ENTRY	3
BUILDING ZONING	1
RESTROOM SAFETY	2
FURNITURE	2
DAYLIGHTING	3
ARTIFICIAL LIGHTING	2
ACOUSTICS	2
INDOOR AIR QUALITY	2
THERMAL COMFORT	2
TECHNOLOGY	3
PLAY GROUNDS	2
ACCESSIBLE PLAYGROUNDS	1
OUTDOOR CLASSROOM	1
ENVIRONMENTAL LEARNING	3
BIKE RACKS	3
AVERAGE	2.1

CONDITION 1 AND 2 COST AS A PERCENTAGE OF REPLACEMENT COST 9%

HIGH AND MEDIUM PRIORITY COSTS AS A PERCENTAGE OF REPLACEMENT COST 10%

CALCULATED CAPACITY 500

HIGHEST PROJECTED ENROLLMENT 307

EXTRA SEATS SEATS AT MAXIMUM ENROLLMENT 193

SF/STUDENT AT HIGHEST PROJECTED ENROLLMENT 235

AVERAGE NUMBER OF STUDENTS IN A STANDARD CLASSROOM 15

REPLACEMENT COST LESS CONDITION 1 AND 2 COST AS A PERCENTAGE 91%

REPLACEMENT COST LESS HIGH AND MEDIUM PRIORITY COST AS A PERCENTAGE 90%

PERCENTAGE OF RIGHT SIZED ROOMS 38%

AVERAGE NUMBER OF STUDENTS IN A STANDARD CLASSROOM AS A PERCENTAGE OF BOARD TARGET 62%

CURRENT CLASSROOM UTILIZATION

PERCENTAGE OF MAXIMUM ENROLLMENT TO CAPACITY 62%

EDUCATIONAL ADEQUACY SCORE 70%

FACILITY AND EDUCATIONAL ADEQUACY SCORE 69

SULLIVAN ELEMENTARY

1 VARIETY OF SPACES:

- Some spaces for large group and presentations, but not much provision for individual and small groups
- Some classrooms, Art, and Music are below recommended size
- Cafeteria and Gym should be separated

2 CONNECTION AND FLEXIBLE SPACES:

- Little connection between spaces
- Little variation in types and mobility of furniture

3 IDENTITY AND COMMUNITY:

- Little signage to reinforce school identity and sense of belonging

4 SAFETY AND SECURITY:

- No building zoning possible

5 QUALITY ENVIRONMENT:

- Average levels of lighting, and acoustics
- Poor levels of thermal comfort and air quality

6 SITE:

- Playground is on City land and is in need of updating
- No visitor parking

- Parking is not next to the main entrance
- There is a butterfly garden for environmental learning

7 CAPACITY:

- Enrollment is 70% of capacity

EDUCATIONAL ADEQUACY

● SITE SIZE

SITE SAFETY

- TRAFFIC FLOW
- SEPARATE TRAFFIC FLOW
- BUS DROP-OFF
- CAR DROP-OFF
- PEDESTRIAN
- BIKE TRAFFIC

SITE AMENITIES

- ADEQUATE PARKING
- ATHLETIC FIELDS
- PLAYGROUNDS
- ACCESSIBLE PLAYGROUND
- OUTDOOR CLASSROOM
- ENVIRONMENTAL LEARNING
- BIKE RACKS

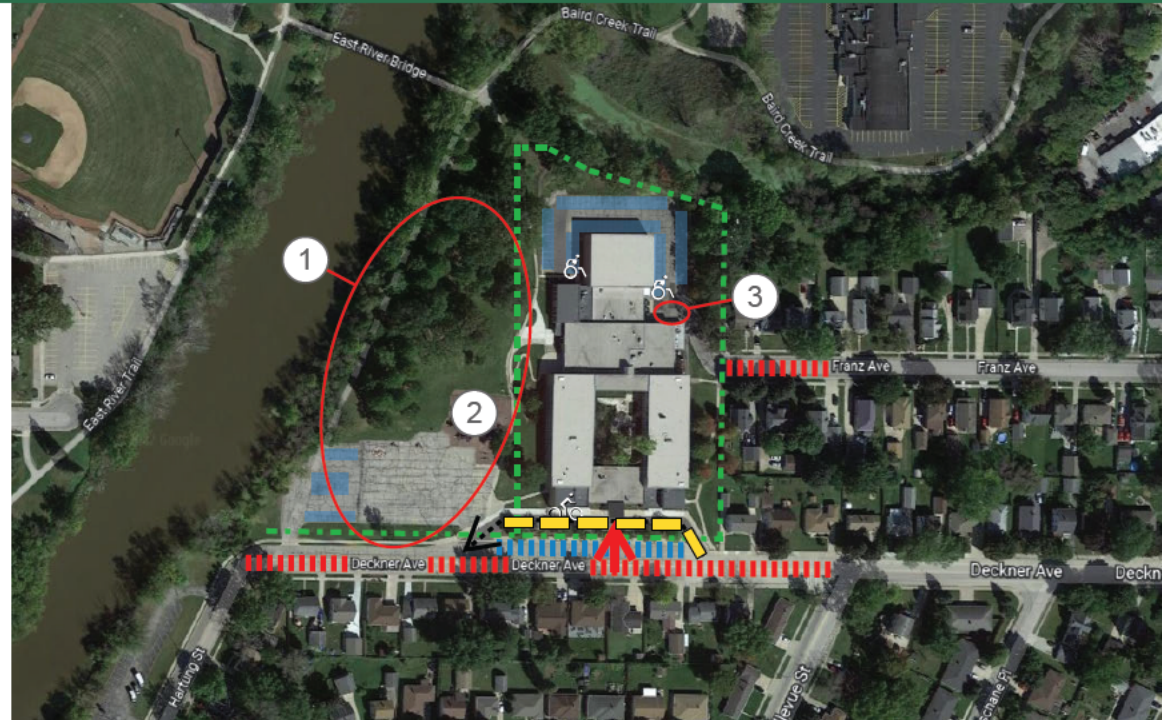
SULLIVAN ELEMENTARY

SITE ANALYSIS

SITE: 4.778 ACRES
BUILDING: 96,887 SF

KEY

- PARKING
- ▒ DROP-OFF/PICK-UP
- ▒ HEAVY TRAFFIC
- - - PROPERTY LINE
- SCHOOL BUS
- BUS ROUTE
- ENTRY
- STUDENT ENTRY
- ♿ HANDICAP PARKING
- 🚲 BIKE RACK



GENERAL NOTES

- 1 - NO OFF-STREET PARENT DROP-OFF / PICK UP, CURRENT SYSTEM DOES NOT WORK WELL
- 2 - NO OFF-STREET PARKING FOR VISITORS
- 3 - STUDENTS FROM EAST HS AT PARK DURING DAY
- 4 - TREE LEANING IN COURTYARD; SAFETY CONCERN

KEY NOTES

- ① PLAYGROUND AND HARD SURFACE OWNED BY CITY
- ② WOULD LIKE TO REPLACE PLAYGROUND
- ③ GARBAGE

VARIETY OF SPACES

- INDIVIDUAL
- ONE ON ONE
- COLLABORATIVE
- PRESENTATION
- LARGE GROUP

CONNECTION & FLEXIBLE SPACES

- FLEXIBLE SPACES
- VISIBLE CONNECTION
- CONNECTION TO OUTDOORS

IDENTITY AND COMMUNITY

- WELCOMING ENTRY
- SCHOOL IDENTITY / VALUES
- CELEBRATES STUDENT WORK
- COMMUNITY SPACE

SAFETY AND SECURITY

- SECURE ENTRY
- BUILDING ZONING
- RESTROOM SAFETY

INDOOR ENVIRONMENT

- FURNITURE
- DAYLIGHTING
- LIGHTING
- ACOUSTICS
- INDOOR AIR QUALITY
- THERMAL COMFORT
- TECHNOLOGY

SULLIVAN ELEMENT

EDUCATIONAL ADEQUACY

CLASSROOMS: 36
 CAPACITY: 900
 ENROLLMENT: 630
 SF/STUDENT 154

CORE SPACE SIZES

- CLASSROOMS
- KINDERGARTEN
- ART
- FACS
- WORKSHOPS
- MUSIC
- LIBRARY
- SPECIAL EDUCATION
- GYMS / PE
- PERFORMANCE
- ADMINISTRATION
- FOOD SERVICE
- TOILETS
- CIRCULATION
- SUPPORT SPACES
- **BELOW SF STANDARDS**



GENERAL NOTES

- 1 - TECH NEEDS TO BE UPGRADED IN SOME CLASSROOMS
- 2 - BLEACHERS COULD BE ADDED AT GYMNASIUM
- 3 - WOULD BENEFIT FROM MORE SMALL GROUP AND OFFICE SPACES
- 4 - FLEXIBLE FURNITURE UPGRADES NEEDED
- 5 - NEED MINDFUL ROOM

KEY NOTES

- ① KINDERGARTEN - BELOW RECOMMENDED SIZE, NO RESTROOMS

SULLIVAN ELEMENTARY

EDUCATIONAL ADEQUACY

CORE SPACE SIZES

- CLASSROOMS
- KINDERGARTEN
- ART
- FACS
- WORKSHOPS
- MUSIC
- LIBRARY
- SPECIAL EDUCATION
- GYMS / PE
- PERFORMANCE
- ADMINISTRATION
- FOOD SERVICE
- TOILETS
- CIRCULATION
- SUPPORT SPACES
- BELOW SF STANDARDS**

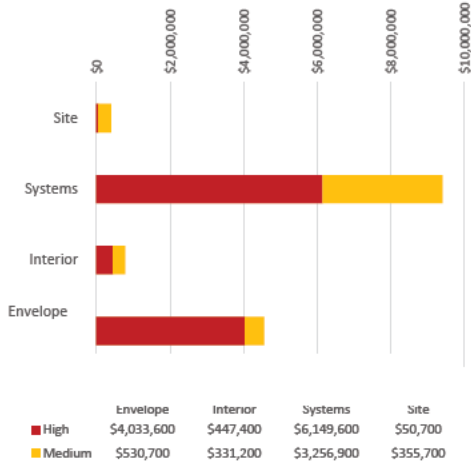


GENERAL NOTES

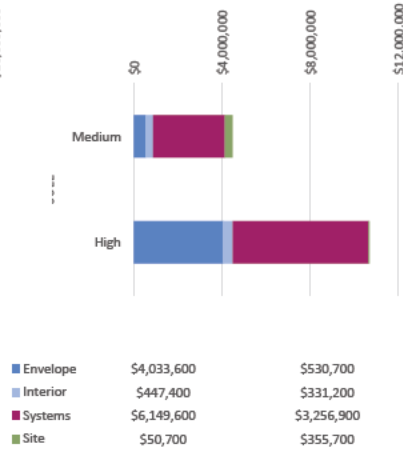
- 1 - TECH NEEDS TO BE UPGRADED IN SOME CLASSROOMS
- 2 - BLEACHERS COULD BE ADDED AT GYMNASIUM
- 3 - WOULD BENEFIT FROM MORE SMALL GROUP AND OFFICE SPACES
- 4 - FLEXIBLE FURNITURE UPGRADES NEEDED
- 5 - NEED MINDFUL ROOM
- 6 - ROOMS SIZES ARE COMPARED TO MN GUIDELINES; HOW A ROOM IS USED OR FEWER STUDENTS COULD RESULT IN A SMALLER ROOM BEING SUITABLE FOR PURPOSE

SULLIVAN ELEMENTARY

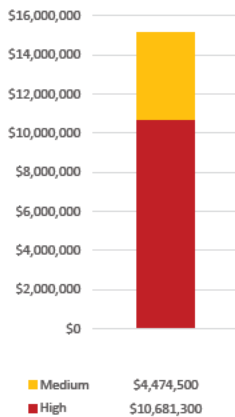
CONSTRUCTION COST BY SCOPE




CONSTRUCTION SCOPE BY PRIORITY



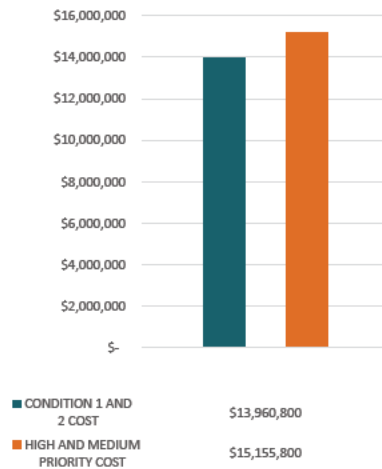
COST BY PRIORITY



COST PER SF BY PRIORITY



COST BY PRIORITY AND BY CONDITION



ORIGINAL YEAR OF CONSTRUCTION 1960

UNWEIGHTED AVERAGE BUILDING AGE 32

EDUCATIONAL ADEQUACY SCORES

INDIVIDUAL	1
ONE ON ONE	2
COLLABORATIVE	2
PRESENTATION	3
LARGE GROUP	3
VISIBLE CONNECTIONS	2
CONNECTION TO OUTDOORS	2
FLEXIBLE SPACES	2
WELCOMING ENTRY	2
SCHOOL IDENTITY/VALUES ON DISPLAY	2
CELEBRATE STUDENT WORK	2
COMMUNITY SPACE	2
SECURE ENTRY	3
BUILDING ZONING	1
RESTROOM SAFETY	2
FURNITURE	2
DAYLIGHTING	2
ARTIFICIAL LIGHTING	2
ACOUSTICS	2
INDOOR AIR QUALITY	2
THERMAL COMFORT	2
TECHNOLOGY	2
PLAY GROUNDS	1
ACCESSIBLE PLAYGROUNDS	1
OUTDOOR CLASSROOM	3
ENVIRONMENTAL LEARNING	3
BIKE RACKS	3
AVERAGE	2.1

CONDITION 1 AND 2 COST AS A PERCENTAGE OF REPLACEMENT COST	46%
HIGH AND MEDIUM PRIORITY COSTS AS A PERCENTAGE OF REPLACEMENT COST	50%
CALCULATED CAPACITY	900
HIGHEST PROJECTED ENROLLMENT	624
EXTRA SEATS SEATS AT MAXIMUM ENROLLMENT	276
SF/STUDENT AT HIGHEST PROJECTED ENROLLMENT	155
AVERAGE NUMBER OF STUDENTS IN A STANDARD CLASSROOM	18

REPLACEMENT COST LESS CONDITION 1 AND 2 COST AS A PERCENTAGE	54%
REPLACEMENT COST LESS HIGH AND MEDIUM PRIORITY COST AS A PERCENTAGE	50%
PERCENTAGE OF RIGHT SIZED ROOMS	38%
AVERAGE NUMBER OF STUDENTS IN A STANDARD CLASSROOM AS A PERCENTAGE OF BOARD TARGET	70%
CURRENT CLASSROOM UTILIZATION	
PERCENTAGE OF MAXIMUM ENROLLMENT TO CAPACITY	70%
EDUCATIONAL ADEQUACY SCORE	69%

FACILITY AND EDUCATIONAL ADEQUACY SCORE 58

TANK ELEMENTARY

1 VARIETY OF SPACES:

- Little variation in types of spaces
- Some classes, Library, Art, Music and Gym are below recommended size
- Cafeteria and Gym should be separated
- Need additional office space for administration and student services, and a conference room

2 CONNECTION AND FLEXIBLE SPACES:

- Little connection between spaces
- Little variation in types and mobility of furniture

3 IDENTITY AND COMMUNITY:

- Little signage to reinforce school identity and sense of belonging

4 SAFETY AND SECURITY:

- No building zoning possible

5 QUALITY ENVIRONMENT:

- Average levels of lighting, air quality, and acoustics

6 SITE:

- Playground is on City land

- No off-street bus and parent drop-off. Parent drop-off does not work well
- No visitors parking
- Parking is not next to the main entrance

7 CAPACITY:

- Enrollment is 51% of capacity

EDUCATIONAL ADEQUACY

● SITE SIZE

SITE SAFETY

- TRAFFIC FLOW
- SEPARATE TRAFFIC FLOW
- BUS DROP-OFF
- CAR DROP-OFF
- PEDESTRIAN
- BIKE TRAFFIC

SITE AMENITIES











- ADEQUATE PARKING
- ATHLETIC FIELDS
- PLAYGROUNDS
- ACCESSIBLE PLAYGROUND
- OUTDOOR CLASSROOM
- ENVIRONMENTAL LEARNING
- BIKE RACKS

**TANK
ELEMENTARY**

SITE ANALYSIS

SITE: **3.7 ACRES**
BUILDING: 38,107 SF

KEY

-  PARKING
-  DROP-OFF/PICK-UP
-  HEAVY TRAFFIC
-  PROPERTY LINE
-  SCHOOL BUS
-  BUS ROUTE
-  ENTRY
-  STUDENT ENTRY
-  HANDICAP PARKING
-  BIKE RACK

GENERAL NOTES

1 - NO OFF-STREET BUS OR PARENT DROP-OFF



KEY NOTES

- ① NO DESIGNATED DAYTIME VISITOR PARKING- STREET PARKING ONLY
- ② ADA PARKING NOT LOCATED NEAR MAIN ENTRANCE
- ③ CROSS GUARD FOR NEIGHBORHOOD WALKERS
- ④ PLAYGROUNDS ARE ON CITY OWNED PROPERTY- DIFFICULT TO ENSURE STUDENT SAFETY- UNSAFE ITEMS HAVE BEEN FOUND BY STUDENTS AT RECESS
- ⑤ NO VISITOR PARKING AVAILABLE FOR EVENTS OR AFTER SCHOOL
- ⑥ SECURITY CAMERAS DO NOT REACH PLAYGROUND AREA FOR ADEQUATE SITE MONITORING
- ⑦ ADDITIONAL SITE LIGHTING NEEDED FOR SAFETY
- ⑧ PLAY FIELD DISTRICT OWNED

VARIETY OF SPACES

- INDIVIDUAL
- ONE ON ONE
- COLLABORATIVE
- PRESENTATION
- LARGE GROUP

CONNECTION & FLEXIBLE SPACES

- FLEXIBLE SPACES
- VISIBLE CONNECTION
- CONNECTION TO OUTDOORS

IDENTITY AND COMMUNITY

- WELCOMING ENTRY
- SCHOOL IDENTITY / VALUES
- CELEBRATES STUDENT WORK
- COMMUNITY SPACE

SAFETY AND SECURITY

- SECURE ENTRY
- BUILDING ZONING
- RESTROOM SAFETY

INDOOR ENVIRONMENT

- FURNITURE
- DAYLIGHTING
- LIGHTING
- ACOUSTICS
- INDOOR AIR QUALITY
- THERMAL COMFORT
- TECHNOLOGY

TANK ELEMENTARY

EDUCATIONAL ADEQUACY

CLASSROOMS: 13/3
 CAPACITY: 325
 ENROLLMENT: 165
 SF/STUDENT 231

CORE SPACE SIZES

- CLASSROOMS
- KINDERGARTEN
- ART
- FACS
- WORKSHOPS
- MUSIC
- LIBRARY
- SPECIAL EDUCATION
- GYMS / PE
- PERFORMANCE
- ADMINISTRATION
- FOOD SERVICE
- TOILETS
- CIRCULATION
- SUPPORT SPACES
- BELOW SF STANDARDS



GENERAL NOTES

- 1 - NEED SMALL GROUP ROOMS FOR SPED USE
- 2 - ROOMS SIZES ARE COMPARED TO MN GUIDELINES; HOW A ROOM IS USED OR FEWER STUDENTS COULD RESULT IN A SMALLER ROOM BEING SUITABLE FOR PURPOSE

KEY NOTES

- ① RECOMMEND SEPARATE GYMNASIUM AND CAFETERIA SPACES FOR LARGE GROUP/PE FLEXIBILITY
- ② TABLES STORED IN GYM SPACE CREATE SAFETY HAZARD
- ③ NEED SEPARATE GYM STORAGE AND PE OFFICE SPACE
- ④ NEED SEPARATED SPACE FOR (5) PARA OFFICE AND SCHOOL SUPPLY STORAGE

- ⑤ (3) INSTRUCTORS USE CLASSROOM SPACE SIMULTANEOUSLY
- ⑥ NEED CONFERENCE ROOM/ FAMILY MEETING ROOM, STAFF LOUNGE
- ⑦ NURSE'S ROOM INADEQUATELY SIZED/LOCATED - USED INSTEAD AS A PHONE CALL ROOM
- ⑧ TOILET ROOM NOT ACCESSIBLE, NO SURVEILLANCE
- ⑨ LMC USED FOR LARGE GROUP MEETINGS, STAFF MUST USE CHILD SIZE FURNITURE

TANK ELEMENTARY

EDUCATIONAL ADEQUACY

CORE SPACE SIZES

- CLASSROOMS
- KINDERGARTEN
- ART
- FACS
- WORKSHOPS
- MUSIC
- LIBRARY
- SPECIAL EDUCATION
- GYMS / PE
- PERFORMANCE
- ADMINISTRATION
- FOOD SERVICE
- TOILETS
- CIRCULATION
- SUPPORT SPACES
- BELOW SF STANDARDS



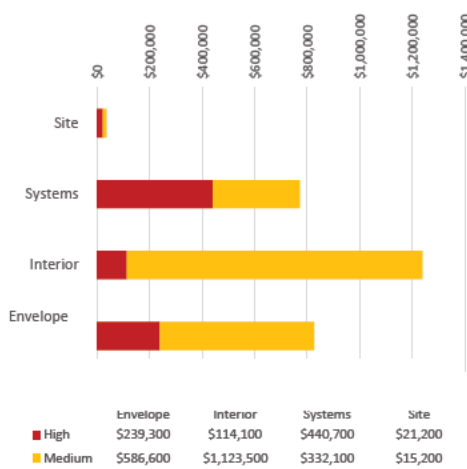
GE

- 1 - NEED SMALL GROUP ROOMS FOR SPED USE
- 2 - ROOMS SIZES ARE COMPARED TO MN GUIDELINES; HOW A ROOM IS USED OR FEWER STUDENTS COULD RESULT IN A SMALLER ROOM BEING SUITABLE FOR PURPOSE

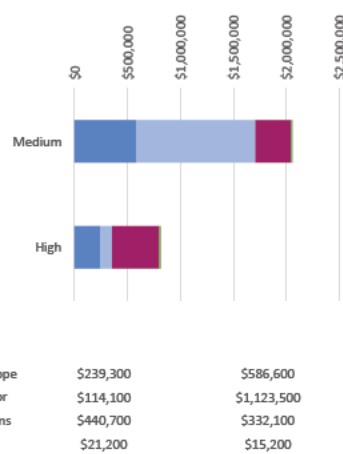
- ① TOILET ROOM NOT ACCESSIBLE, NO SURVEILLANCE
- ② NO SPECIAL ED CLASSROOM ON SECOND LEVEL
- ③ NEED OCCUPATIONAL THERAPY SPACE
- ④ LACKS INSTRUMENT STORAGE, POOR ACOUSTICS- SOUND TRANSFER TO MANY SPACES

TANK ELEMENTARY

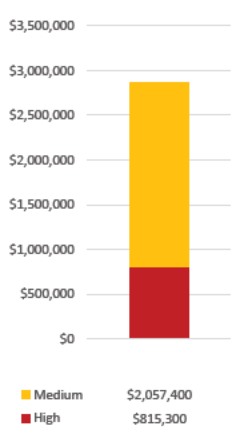
CONSTRUCTION COST BY SCOPE



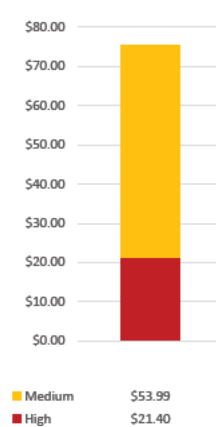
CONSTRUCTION SCOPE BY PRIORITY



COST BY PRIORITY



COST PER SF BY PRIORITY



COST BY PRIORITY AND BY CONDITION



ORIGINAL YEAR OF CONSTRUCTION 1939

UNWEIGHTED AVERAGE BUILDING AGE 58

EDUCATIONAL ADEQUACY SCORES

INDIVIDUAL	1
ONE ON ONE	1
COLLABORATIVE	1
PRESENTATION	1
LARGE GROUP	1
VISIBLE CONNECTIONS	1
CONNECTION TO OUTDOORS	2
FLEXIBLE SPACES	1
WELCOMING ENTRY	1
SCHOOL IDENTITY/VALUES ON DISPLAY	2
CELEBRATE STUDENT WORK	2
COMMUNITY SPACE	1
SECURE ENTRY	2
BUILDING ZONING	1
RESTROOM SAFETY	2
FURNITURE	2
DAYLIGHTING	2
ARTIFICIAL LIGHTING	2
ACOUSTICS	2
INDOOR AIR QUALITY	2
THERMAL COMFORT	2
TECHNOLOGY	2
PLAY GROUNDS	1
ACCESSIBLE PLAYGROUNDS	2
OUTDOOR CLASSROOM	2
ENVIRONMENTAL LEARNING	2
BIKE RACKS	3
AVERAGE	1.6

CONDITION 1 AND 2 COST AS A PERCENTAGE OF REPLACEMENT COST 24%

HIGH AND MEDIUM PRIORITY COSTS AS A PERCENTAGE OF REPLACEMENT COST 24%

CALCULATED CAPACITY 325

HIGHEST PROJECTED ENROLLMENT 169

EXTRA SEATS SEATS AT MAXIMUM ENROLLMENT 156

SF/STUDENT AT HIGHEST PROJECTED ENROLLMENT 225

AVERAGE NUMBER OF STUDENTS IN A STANDARD CLASSROOM 13

REPLACEMENT COST LESS CONDITION 1 AND 2 COST AS A PERCENTAGE 76%

REPLACEMENT COST LESS HIGH AND MEDIUM PRIORITY COST AS A PERCENTAGE 76%

PERCENTAGE OF RIGHT SIZED ROOMS 31%

AVERAGE NUMBER OF STUDENTS IN A STANDARD CLASSROOM AS A PERCENTAGE OF BOARD TARGET 51%

CURRENT CLASSROOM UTILIZATION

PERCENTAGE OF MAXIMUM ENROLLMENT TO CAPACITY 51%

EDUCATIONAL ADEQUACY SCORE 54%

FACILITY AND EDUCATIONAL ADEQUACY SCORE 56

WEBSTER ELEMENTARY CHILDREN'S CENTER FOR INTEGRATED ARTS

1 VARIETY OF SPACES:

- Little variation in types of spaces, but does have a presentation space
- Some classrooms, Music and Gym are below recommended size
- Cafeteria and Gym should be separated
- Additional office space is required
- Need a room for OT/PT and their equipment

2 CONNECTION AND FLEXIBLE SPACES:

- Little connection between spaces
- Little variation in types and mobility of furniture

3 IDENTITY AND COMMUNITY:

- Little signage to reinforce school identity and sense of belonging

4 SAFETY AND SECURITY:

- No building zoning possible

5 QUALITY ENVIRONMENT:

- Average levels of lighting, air quality, and acoustics
- Some corridors are cold

6 SITE:

- Several playgrounds; one needs to be updated
- Adequate parking
- Has an environmental learning area and an outdoor classroom
- Would like to have signs to warn people from entering on to school property

7 CAPACITY:

- Enrollment is 73% of capacity

EDUCATIONAL ADEQUACY

● SITE SIZE

SITE SAFETY

- TRAFFIC FLOW
- SEPARATE TRAFFIC FLOW
- BUS DROP-OFF
- CAR DROP-OFF
- PEDESTRIAN
- BIKE TRAFFIC

SITE AMENITIES

- ADEQUATE PARKING
- ATHLETIC FIELDS
- PLAYGROUNDS
- ACCESSIBLE PLAYGROUND
- OUTDOOR CLASSROOM
- ENVIRONMENTAL LEARNING
- BIKE RACKS

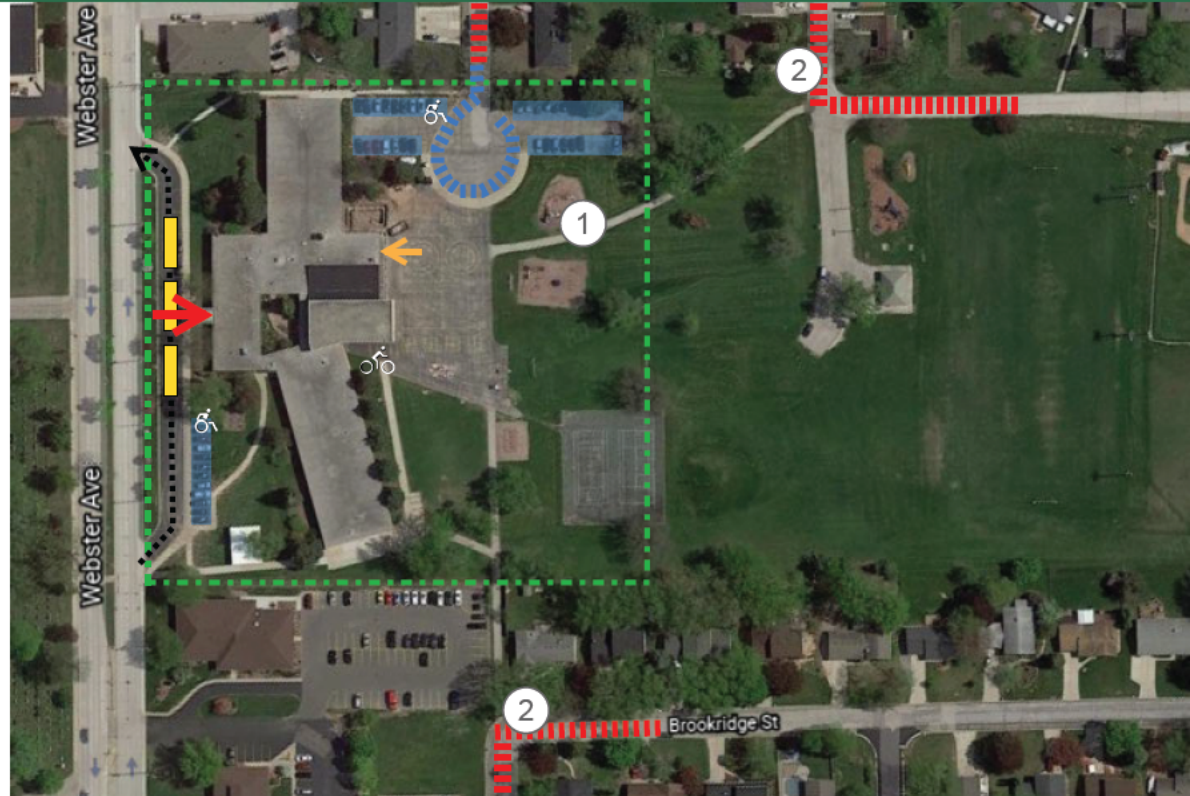
WEBSTER ELEMENTARY

SITE ANALYSIS

SITE: 6.655 ACRES
 BUILDING: 47,032 SF

KEY

- PARKING
- ▒ DROP-OFF/PICK-UP
- ▒ HEAVY TRAFFIC
- - - PROPERTY LINE
- SCHOOL BUS
- BUS ROUTE
- ENTRY
- STUDENT ENTRY
- ♿ HANDICAP PARKING
- 🚲 BIKE RACK



GENERAL NOTES

- 1 - APPROX. 10% OF STUDENTS TAKE BUS, QTY 3
- 2 - MOST STUDENTS WALK OR GET DROPPED OFF
- 3 - MULTIPLE PICK UP / DROP OFF LOCATIONS
- 4 - PUBLIC WALKS THROUGH SCHOOL GROUNDS,
- 5 - ADD SIGNAGE TO REDIRECT PEOPLE

KEY NOTES

- ① PLAYGROUND TO BE REPLACED
- ② STUDENTS GET PICKED UP / DROPPED OFF ON NEARBY STREETS AND WALK REST OF WAY TO SCHOOL

VARIETY OF SPACES

- INDIVIDUAL
- ONE ON ONE
- COLLABORATIVE
- PRESENTATION
- LARGE GROUP

CONNECTION & FLEXIBLE SPACES

- FLEXIBLE SPACES
- VISIBLE CONNECTION
- CONNECTION TO OUTDOORS

IDENTITY AND COMMUNITY

- WELCOMING ENTRY
- SCHOOL IDENTITY / VALUES
- CELEBRATES STUDENT WORK
- COMMUNITY SPACE

SAFETY AND SECURITY

- SECURE ENTRY
- BUILDING ZONING
- RESTROOM SAFETY

INDOOR ENVIRONMENT

- FURNITURE
- DAYLIGHTING
- LIGHTING
- ACOUSTICS
- INDOOR AIR QUALITY
- THERMAL COMFORT
- TECHNOLOGY

WEBSTER ELEMENTARY

EDUCATIONAL ADEQUACY

CLASSROOMS: 18/6
 CAPACITY: 400
 ENROLLMENT: 190
 SF/STUDENT 198

CORE SPACE SIZES

- CLASSROOMS
- KINDERGARTEN
- ART
- FACS
- WORKSHOPS
- MUSIC
- LIBRARY
- SPECIAL EDUCATION
- GYMS / PE
- PERFORMANCE
- ADMINISTRATION
- FOOD SERVICE
- TOILETS
- CIRCULATION
- SUPPORT SPACES
- BELOW SF STANDARDS



GENERAL NOTES

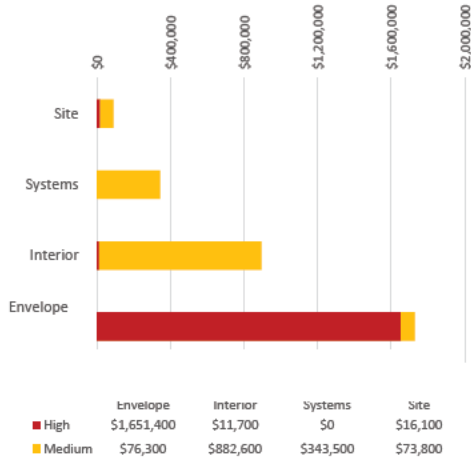
- 1 - CREATE LARGER WORKROOM
- 2 - ADD CONFERENCE ROOM AND OFFICE SPACES
- 3 - ADDITIONAL CLASSROOM NEEDED FOR INCREASED FLEXIBILITY
- 4 - ADD VARIETY OF FLEXIBLE SPACES
- 5 - UPDATE FURNITURE IN CLASSROOMS
- 6 - ADDITIONAL EQUIPMENT STORAGE NEEDED
- 7 - NO EXISTING NURSE SPACE

KEY NOTES

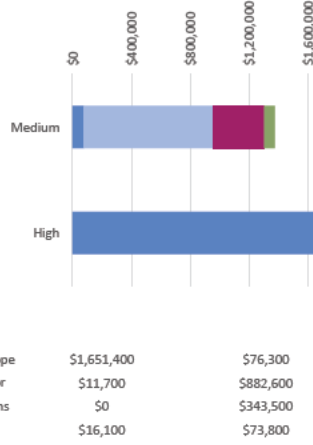
- ① SEPARATE, LARGER GYMNASIUM NEEDED
- ② CAFETERIA BELOW RECOMMENDED SIZE
- ③ KINDERGARTEN - BELOW RECOMMENDED SIZE, NO RESTROOMS
- ④ SMALL MEETING AREA IN MEDIA CENTER

WEBSTER ELEMENTARY CHILDREN'S CENTER FOR INTEGRATED ARTS

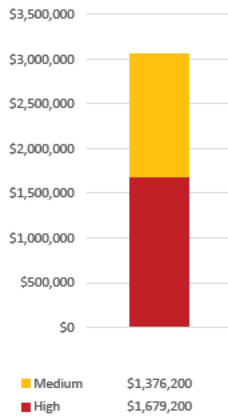
CONSTRUCTION COST BY SCOPE



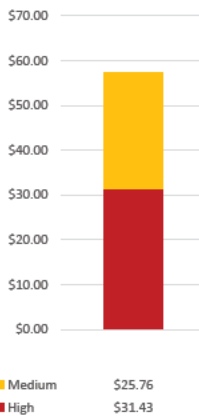
CONSTRUCTION SCOPE BY PRIORITY



COST BY PRIORITY



COST PER SF BY PRIORITY



COST BY PRIORITY AND BY CONDITION



ORIGINAL YEAR OF CONSTRUCTION 1956

UNWEIGHTED AVERAGE BUILDING AGE 39

EDUCATIONAL ADEQUACY SCORES

INDIVIDUAL	1
ONE ON ONE	2
COLLABORATIVE	2
PRESENTATION	3
LARGE GROUP	2
VISIBLE CONNECTIONS	2
CONNECTION TO OUTDOORS	2
FLEXIBLE SPACES	1
WELCOMING ENTRY	2
SCHOOL IDENTITY/VALUES ON DISPLAY	2
CELEBRATE STUDENT WORK	2
COMMUNITY SPACE	2
SECURE ENTRY	3
BUILDING ZONING	1
RESTROOM SAFETY	2
FURNITURE	2
DAYLIGHTING	2
ARTIFICIAL LIGHTING	2
ACOUSTICS	2
INDOOR AIR QUALITY	3
THERMAL COMFORT	2
TECHNOLOGY	2
PLAY GROUNDS	2
ACCESSIBLE PLAYGROUNDS	1
OUTDOOR CLASSROOM	3
ENVIRONMENTAL LEARNING	3
BIKE RACKS	3
AVERAGE	2.1

CONDITION 1 AND 2 COST AS A PERCENTAGE OF REPLACEMENT COST	13%
HIGH AND MEDIUM PRIORITY COSTS AS A PERCENTAGE OF REPLACEMENT COST	18%
CALCULATED CAPACITY	400
HIGHEST PROJECTED ENROLLMENT	280
EXTRA SEATS SEATS AT MAXIMUM ENROLLMENT	120
SF/STUDENT AT HIGHEST PROJECTED ENROLLMENT	205
AVERAGE NUMBER OF STUDENTS IN A STANDARD CLASSROOM	18

REPLACEMENT COST LESS CONDITION 1 AND 2 COST AS A PERCENTAGE	87%
REPLACEMENT COST LESS HIGH AND MEDIUM PRIORITY COST AS A PERCENTAGE	82%
PERCENTAGE OF RIGHT SIZED ROOMS	50%
AVERAGE NUMBER OF STUDENTS IN A STANDARD CLASSROOM AS A PERCENTAGE OF BOARD TARGET	73%
CURRENT CLASSROOM UTILIZATION	
PERCENTAGE OF MAXIMUM ENROLLMENT TO CAPACITY	73%
EDUCATIONAL ADEQUACY SCORE	69%

FACILITY AND EDUCATIONAL ADEQUACY SCORE

72

WEQUIOCK ELEMENTARY CHILDREN'S CENTER FOR ENVIRONMENTAL SCIENCE

1 VARIETY OF SPACES:

- Little variation in types of spaces
- Kindergarten rooms, and Gym are below recommended size
- Cafeteria and Gym should be separated

2 CONNECTION AND FLEXIBLE SPACES:

- Little connection between spaces
- c

3 IDENTITY AND COMMUNITY:

- Little signage to reinforce school identity and sense of belonging

4 SAFETY AND SECURITY:

- Library can be zoned off from the rest of the building

5 QUALITY ENVIRONMENT:

- Average levels of lighting, air quality, and acoustics

6 SITE:

- Parking is not next to the main entrance
- Bus and parent drop-off overlap routes

- Has environmental learning areas including a greenhouse and chickens

- Has an outdoor classroom

7 CAPACITY:

- Enrollment is 60% of capacity

EDUCATIONAL ADEQUACY

● SITE SIZE

SITE SAFETY

- TRAFFIC FLOW
- SEPARATE TRAFFIC FLOW
- BUS DROP-OFF
- CAR DROP-OFF
- PEDESTRIAN
- BIKE TRAFFIC

SITE AMENITIES

- ADEQUATE PARKING
- ATHLETIC FIELDS
- PLAYGROUNDS
- ACCESSIBLE PLAYGROUND
- OUTDOOR CLASSROOM
- ENVIRONMENTAL LEARNING
- BIKE RACKS

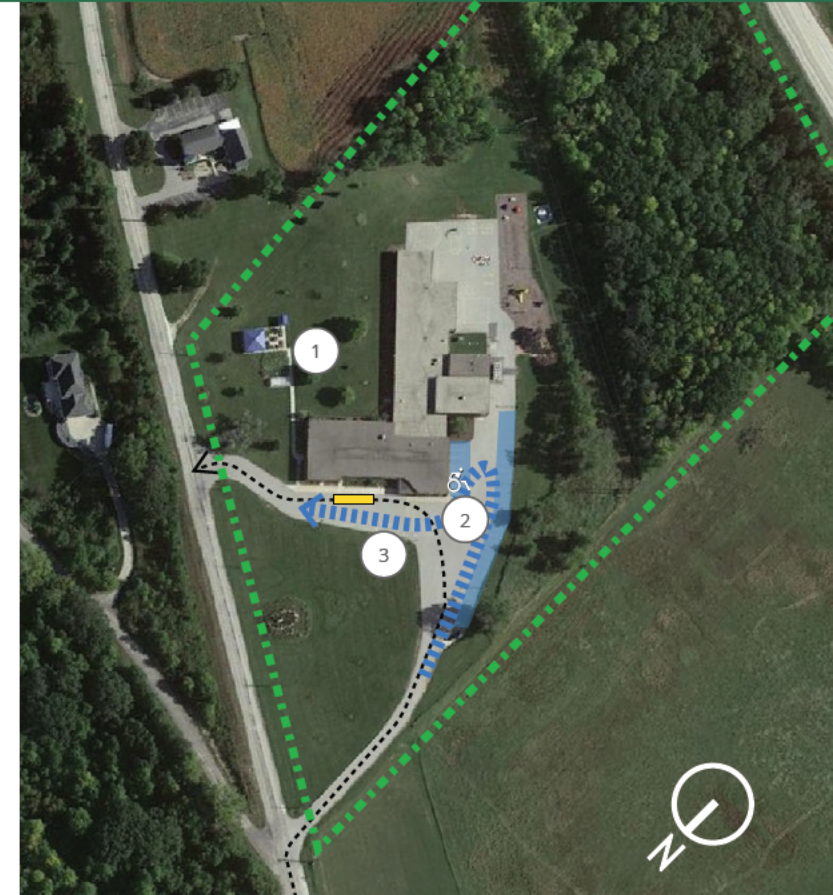
WEQUIOCK
ELEMENTARY

SITE ANALYSIS

SITE: **11.4 ACRES**
BUILDING: 27,347 SF

KEY

- PARKING
- DROP-OFF/PICK-UP
- HEAVY TRAFFIC
- PROPERTY LINE
- SCHOOL BUS
- BUS ROUTE
- ENTRY
- STUDENT ENTRY
- HANDICAP PARKING
- BIKE RACK



KEY NOTES

- ① OUTDOOR CLASSROOM
- ② PARENT DROP OFF CARS HAVE TO TURN AROUND
- ③ PARENT CARS CROSS BUS PATH

VARIETY OF SPACES

- INDIVIDUAL
- ONE ON ONE
- COLLABORATIVE
- PRESENTATION
- LARGE GROUP

CONNECTION & FLEXIBLE SPACES

- FLEXIBLE SPACES
- VISIBLE CONNECTION
- CONNECTION TO OUTDOORS

IDENTITY AND COMMUNITY

- WELCOMING ENTRY
- SCHOOL IDENTITY / VALUES
- CELEBRATES STUDENT WORK
- COMMUNITY SPACE

SAFETY AND SECURITY

- SECURE ENTRY
- BUILDING ZONING
- RESTROOM SAFETY

INDOOR ENVIRONMENT

- FURNITURE
- DAYLIGHTING
- LIGHTING
- ACOUSTICS
- INDOOR AIR QUALITY
- THERMAL COMFORT
- TECHNOLOGY

WEQUIOCK ELEMENTARY

EDUCATIONAL ADEQUACY

CLASSROOMS: 7/2
 CAPACITY: 175
 ENROLLMENT: 105
 SF/STUDENT 260

CORE SPACE SIZES

- CLASSROOMS
- KINDERGARTEN
- ART
- SCIENCE
- WORKSHOPS
- MUSIC
- LIBRARY
- SPECIAL EDUCATION
- GYMS / PE
- PERFORMANCE
- ADMINISTRATION
- FOOD SERVICE
- TOILETS
- CIRCULATION
- SUPPORT SPACES
- BELOW SF STANDARDS

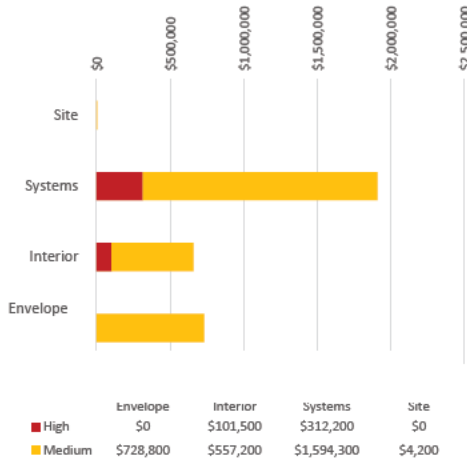


1 - ROOMS SIZES ARE COMPARED TO MN GUIDELINES; HOW A ROOM IS USED OR FEWER STUDENTS COULD RESULT IN A SMALLER ROOM BEING SUITABLE FOR PURPOSE

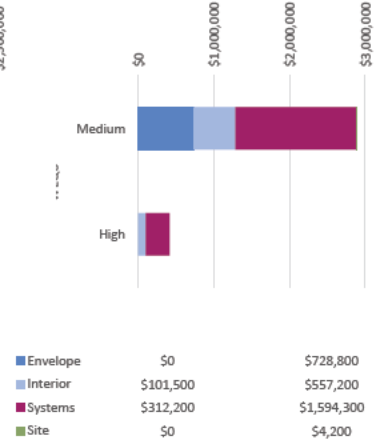
- ① GYMNASIUM BELOW RECOMMENDED SIZE
- ② RECOMMEND GYM AND CAFETERIA NOT SSHARING THE SAME SPACE
- ③ KINDERGARTEN ROOMS BELOW RECOMMENDED SIZE

WEQUIOCK ELEMENTARY CHILDREN'S CENTER FOR ENVIRONMENTAL SCIENCE

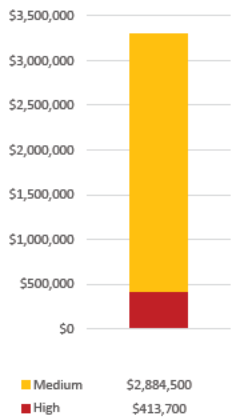
CONSTRUCTION COST BY SCOPE



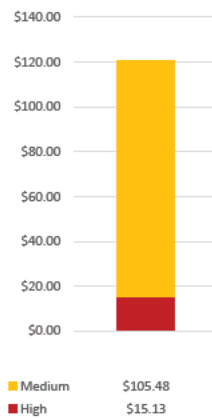
CONSTRUCTION SCOPE BY PRIORITY



COST BY PRIORITY



COST PER SF BY PRIORITY



COST BY PRIORITY AND BY CONDITION



ORIGINAL YEAR OF CONSTRUCTION 1957

UNWEIGHTED AVERAGE BUILDING AGE 45

EDUCATIONAL ADEQUACY SCORES

INDIVIDUAL	1
ONE ON ONE	2
COLLABORATIVE	3
PRESENTATION	2
LARGE GROUP	3
VISIBLE CONNECTIONS	2
CONNECTION TO OUTDOORS	3
FLEXIBLE SPACES	2
WELCOMING ENTRY	3
SCHOOL IDENTITY/VALUES ON DISPLAY	3
CELEBRATE STUDENT WORK	3
COMMUNITY SPACE	2
SECURE ENTRY	3
BUILDING ZONING	2
RESTROOM SAFETY	2
FURNITURE	2
DAYLIGHTING	3
ARTIFICIAL LIGHTING	2
ACOUSTICS	2
INDOOR AIR QUALITY	3
THERMAL COMFORT	3
TECHNOLOGY	2
PLAY GROUNDS	3
ACCESSIBLE PLAYGROUNDS	2
OUTDOOR CLASSROOM	3
ENVIRONMENTAL LEARNING	3
BIKE RACKS	1
AVERAGE	2.4

CONDITION 1 AND 2 COST AS A PERCENTAGE OF REPLACEMENT COST 25%

HIGH AND MEDIUM PRIORITY COSTS AS A PERCENTAGE OF REPLACEMENT COST 39%

CALCULATED CAPACITY 175

HIGHEST PROJECTED ENROLLMENT 127

EXTRA SEATS SEATS AT MAXIMUM ENROLLMENT 48

SF/STUDENT AT HIGHEST PROJECTED ENROLLMENT 215

AVERAGE NUMBER OF STUDENTS IN A STANDARD CLASSROOM 15

REPLACEMENT COST LESS CONDITION 1 AND 2 COST AS A PERCENTAGE 75%

REPLACEMENT COST LESS HIGH AND MEDIUM PRIORITY COST AS A PERCENTAGE 61%

PERCENTAGE OF RIGHT SIZED ROOMS 70%

AVERAGE NUMBER OF STUDENTS IN A STANDARD CLASSROOM AS A PERCENTAGE OF BOARD TARGET 60%

CURRENT CLASSROOM UTILIZATION

PERCENTAGE OF MAXIMUM ENROLLMENT TO CAPACITY 60%

EDUCATIONAL ADEQUACY SCORE 80%

FACILITY AND EDUCATIONAL ADEQUACY SCORE 68

WILDER ELEMENTARY

1 VARIETY OF SPACES:

- Little variation in types of spaces
- Some classrooms, Art, Music and Gym are below recommended size
- No nurses room

2 CONNECTION AND FLEXIBLE SPACES:

- Little connection between spaces
- New furniture offers some flexibility

3 IDENTITY AND COMMUNITY:

- Little signage to reinforce school identity and sense of belonging

4 SAFETY AND SECURITY:

- Recommend updating entrance to route visitors via the front office before entering the school proper
- No building zoning possible

5 QUALITY ENVIRONMENT:

- Average levels of lighting, air quality, and acoustics

6 SITE:

- Three playgrounds but no accessible equipment
- Parking is not next to the main entrance

- Bus and parent off-street drop-off share the same road

7 CAPACITY:

- Enrollment is 87% of capacity

EDUCATIONAL ADEQUACY

● SITE SIZE

SITE SAFETY

- TRAFFIC FLOW
- SEPARATE TRAFFIC FLOW
- BUS DROP-OFF
- CAR DROP-OFF
- PEDESTRIAN
- BIKE TRAFFIC

SITE AMENITIES

- ADEQUATE PARKING
- ATHLETIC FIELDS
- PLAYGROUNDS
- ACCESSIBLE PLAYGROUND
- OUTDOOR CLASSROOM
- ENVIRONMENTAL LEARNING
- BIKE RACKS

WILDER
ELEMENTARY

SITE ANALYSIS

SITE: **10.0 ACRES**
BUILDING: 50,200 SF

KEY

- PARKING
- DROP-OFF/PICK-UP
- HEAVY TRAFFIC
- PROPERTY LINE
- SCHOOL BUS
- BUS ROUTE
- ENTRY
- STUDENT ENTRY
- ♿ HANDICAP PARKING
- 🚲 BIKE RACK

GENERAL NOTES

1 - OFF-ROAD PARENT DROP-OFF ONLY. BUS AND CARS SHARE SAME LOOP



KEY NOTES

- ① PARENT DROP-OFF, AM ONLY
- ② PARENT PICK-UP, PM ONLY

VARIETY OF SPACES

- INDIVIDUAL
- ONE ON ONE
- COLLABORATIVE
- PRESENTATION
- LARGE GROUP

CONNECTION & FLEXIBLE SPACES

- FLEXIBLE SPACES
- VISIBLE CONNECTION
- CONNECTION TO OUTDOORS

IDENTITY AND COMMUNITY

- WELCOMING ENTRY
- SCHOOL IDENTITY / VALUES
- CELEBRATES STUDENT WORK
- COMMUNITY SPACE

SAFETY AND SECURITY

- SECURE ENTRY
- BUILDING ZONING
- RESTROOM SAFETY

INDOOR ENVIRONMENT

- FURNITURE
- DAYLIGHTING
- LIGHTING
- ACOUSTICS
- INDOOR AIR QUALITY
- THERMAL COMFORT
- TECHNOLOGY

WILDER ELEMENTARY

EDUCATIONAL ADEQUACY

CLASSROOMS: 19
 CAPACITY: 475
 ENROLLMENT: 413
 SF/STUDENT 121

CORE SPACE SIZES

- CLASSROOMS
- KINDERGARTEN
- ART
- FACS
- WORKSHOPS
- MUSIC
- LIBRARY
- STUDENT SERVICES
- GYMS / PE
- PERFORMANCE
- ADMINISTRATION
- FOOD SERVICE
- TOILETS
- CIRCULATION
- SUPPORT SPACES
- BELOW SF STANDARDS

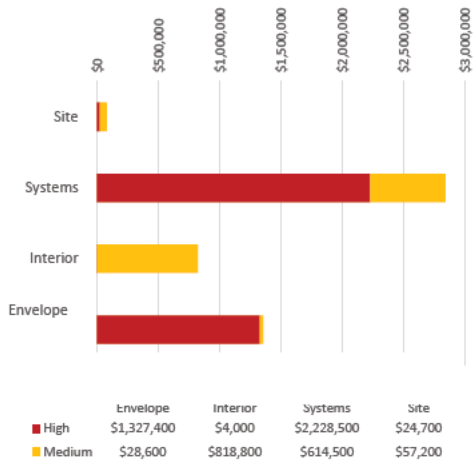


1 - ROOMS SIZES ARE COMPARED TO MN GUIDELINES; HOW A ROOM IS USED OR FEWER STUDENTS COULD RESULT IN A SMALLER ROOM BEING SUITABLE FOR PURPOSE

- ① GYMNASIUM BELOW RECOMMENDED SIZE
- ② CLASSROOMS BELOW RECOMMENDED SIZE
- ③ KINDERGARTEN - BELOW RECOMMENDED SIZE, NO RESTROOMS

WILDER ELEMENTARY

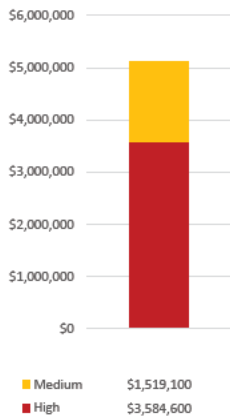
CONSTRUCTION COST BY SCOPE



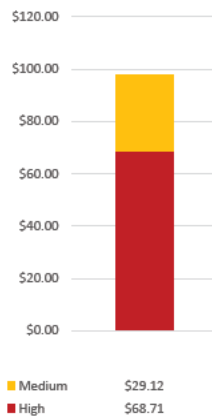
CONSTRUCTION SCOPE BY PRIORITY



COST BY PRIORITY



COST PER SF BY PRIORITY



COST BY PRIORITY AND BY CONDITION



ORIGINAL YEAR OF CONSTRUCTION **1990**

UNWEIGHTED AVERAGE BUILDING AGE **18**

EDUCATIONAL ADEQUACY SCORES

INDIVIDUAL	2
ONE ON ONE	2
COLLABORATIVE	1
PRESENTATION	2
LARGE GROUP	2
VISIBLE CONNECTIONS	1
CONNECTION TO OUTDOORS	1
FLEXIBLE SPACES	1
WELCOMING ENTRY	1
SCHOOL IDENTITY/VALUES ON DISPLAY	2
CELEBRATE STUDENT WORK	2
COMMUNITY SPACE	1
SECURE ENTRY	2
BUILDING ZONING	1
RESTROOM SAFETY	2
FURNITURE	2
DAYLIGHTING	2
ARTIFICIAL LIGHTING	2
ACOUSTICS	2
INDOOR AIR QUALITY	3
THERMAL COMFORT	3
TECHNOLOGY	2
PLAY GROUNDS	3
ACCESSIBLE PLAYGROUNDS	1
OUTDOOR CLASSROOM	1
ENVIRONMENTAL LEARNING	1
BIKE RACKS	3
AVERAGE	1.8

CONDITION 1 AND 2 COST AS A PERCENTAGE OF REPLACEMENT COST **32%**

HIGH AND MEDIUM PRIORITY COSTS AS A PERCENTAGE OF REPLACEMENT COST **31%**

CALCULATED CAPACITY **475**

HIGHEST PROJECTED ENROLLMENT **426**

EXTRA SEATS SEATS AT MAXIMUM ENROLLMENT **49**

SF/STUDENT AT HIGHEST PROJECTED ENROLLMENT **118**

AVERAGE NUMBER OF STUDENTS IN A STANDARD CLASSROOM **22**

REPLACEMENT COST LESS CONDITION 1 AND 2 COST AS A PERCENTAGE **68%**

REPLACEMENT COST LESS HIGH AND MEDIUM PRIORITY COST AS A PERCENTAGE **69%**

PERCENTAGE OF RIGHT SIZED ROOMS **86%**

AVERAGE NUMBER OF STUDENTS IN A STANDARD CLASSROOM AS A PERCENTAGE OF BOARD TARGET **87%**

CURRENT CLASSROOM UTILIZATION

PERCENTAGE OF MAXIMUM ENROLLMENT TO CAPACITY **87%**

EDUCATIONAL ADEQUACY SCORE **59%**

FACILITY AND EDUCATIONAL ADEQUACY SCORE

76

Engagement. Equity. Excellence.



MIDDLE SCHOOLS

EDISON MIDDLE

1 VARIETY OF SPACES:

- There is some variation in types of spaces due to the addition and recent remodeling
- Science rooms, 2nd floor classrooms, Music class and Gym are below recommended size
- Need more space for Administration
- Need a sensory room and additional areas for paras

2 CONNECTION AND FLEXIBLE SPACES:

- There is some connection between spaces where remodeled
- There is some variation in types and mobility of furniture where remodeled

3 IDENTITY AND COMMUNITY:

- The main entrance is dark and not welcoming
- There is a lot of signage reinforcing the school's identity and values
- There are opportunities to celebrate student work

4 SAFETY AND SECURITY:

- Recommend updating entrance to route visitors via the front office before entering the school proper
- No building zoning possible

- There is limited parking next to the main entrance
- There are some garden areas

5 QUALITY ENVIRONMENT:

- Average levels of lighting, air quality, thermal comfort and acoustics

6 SITE:

- Playground and athletic fields are on City land
- Parking is not next to the main entrance
- There are several routes for bus/parent drop-off and pick up which are used differently at different times. Bus and car traffic is separated, however that traffic is sometimes mingled with parking lot traffic

7 CAPACITY:

- Enrollment is 89% of capacity

EDUCATIONAL ADEQUACY

● SITE SIZE

SITE SAFETY

- TRAFFIC FLOW
- SEPARATE TRAFFIC FLOW
- BUS DROP-OFF
- CAR DROP-OFF
- PEDESTRIAN
- BIKE TRAFFIC

SITE AMENITIES











- ADEQUATE PARKING
- ATHLETIC FIELDS
- PLAYGROUNDS
- ACCESSIBLE PLAYGROUND
- OUTDOOR CLASSROOM
- ENVIRONMENTAL LEARNING
- BIKE RACKS

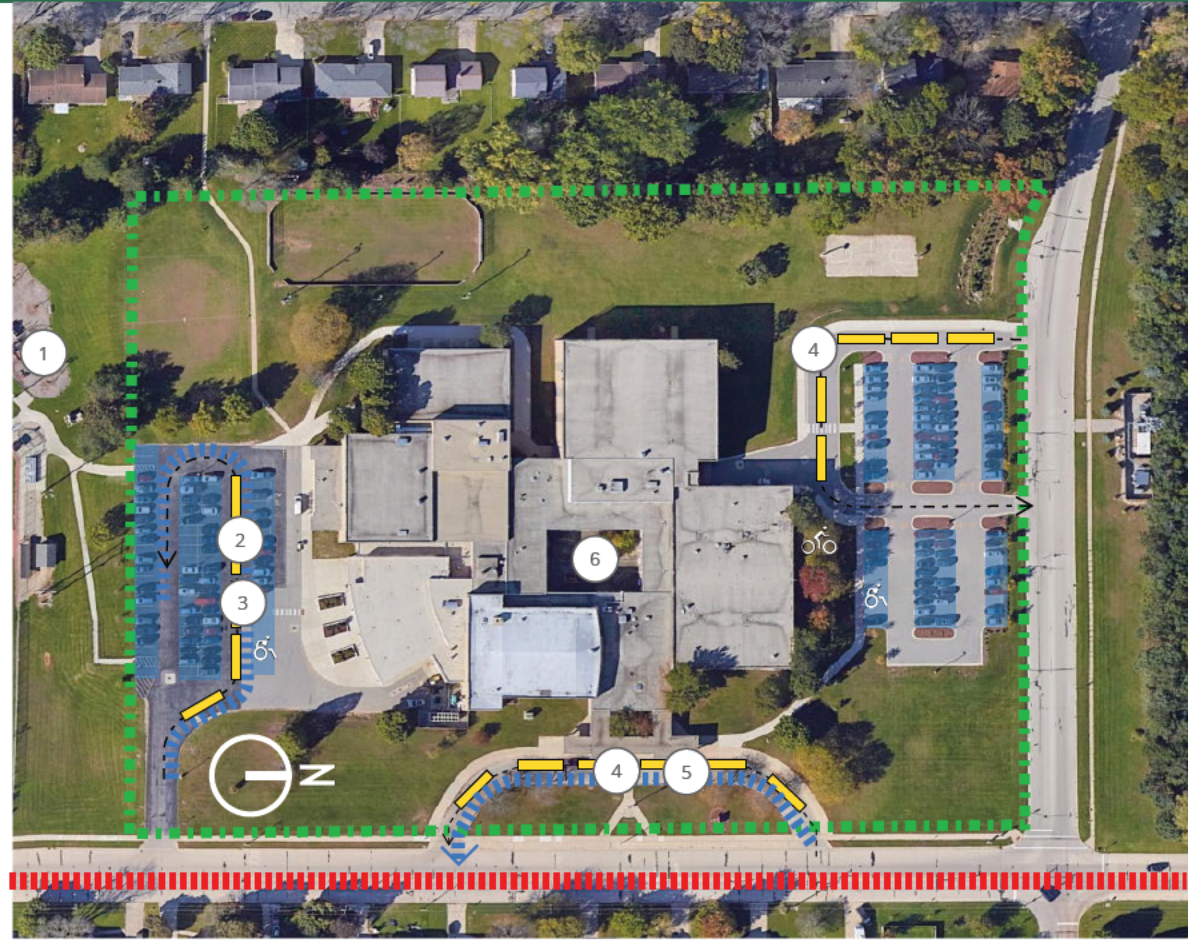
**EDISON
MIDDLE**

SITE ANALYSIS

SITE: **11.9 ACRES**
BUILDING: 293,000 SF

KEY

-  PARKING
-  DROP-OFF/PICK-UP
-  HEAVY TRAFFIC
-  PROPERTY LINE
-  SCHOOL BUS
-  BUS ROUTE
-  ENTRY
-  STUDENT ENTRY
-  HANDICAP PARKING
-  BIKE RACK



KEY NOTES

- ① PLAYGROUND OWNED BY CITY
- ② BUS DROP-OFF AM
- ③ PARENT PICK-UP PM
- ④ BUS PICK-UP PM
- ⑤ PARENT DROP-OFF AM
- ⑥ COURTYARD AS OUTDOOR CLASSROOM

VARIETY OF SPACES

- INDIVIDUAL
- ONE ON ONE
- COLLABORATIVE
- PRESENTATION
- LARGE GROUP

CONNECTION & FLEXIBLE SPACES

- FLEXIBLE SPACES
- VISIBLE CONNECTION
- CONNECTION TO OUTDOORS

IDENTITY AND COMMUNITY

- WELCOMING ENTRY
- SCHOOL IDENTITY / VALUES
- CELEBRATES STUDENT WORK
- COMMUNITY SPACE

SAFETY AND SECURITY

- SECURE ENTRY
- BUILDING ZONING
- RESTROOM SAFETY

INDOOR ENVIRONMENT

- FURNITURE
- DAYLIGHTING
- LIGHTING
- ACOUSTICS
- INDOOR AIR QUALITY
- TECHNOLOGY

EDISON MIDDLE

GROUND FLOOR

EDUCATIONAL ADEQUACY

CLASSROOMS: 51/25
 CAPACITY: 1,280
 ENROLLMENT: 1,136
 SF/STUDENT 162

CORE SPACE SIZES

- CLASSROOMS
- SCIENCE
- ART
- FACS
- WORKSHOPS
- MUSIC
- LIBRARY
- STUDENT SERVICES
- GYMS / PE
- PERFORMANCE
- ADMINISTRATION
- FOOD SERVICE
- TOILETS
- CIRCULATION
- SUPPORT SPACES
- COMMUNITY
- BELOW SF STANDARDS



GENERAL NOTES

1 - UNCOLORED ROOMS OR ROOMS WITH NO TAGS ARE NOT ON THE MASTER SCHEDULE

KEY NOTES



- ① GYMNASIUM BELOW RECOMMENDED SIZE
- ② CLASSROOMS BELOW RECOMMENDED SIZE
- ③ WORKSHOP BELOW RECOMMENDED SIZE
- ④ ART ROOMS BELOW RECOMMENDED SIZE

EDISON MIDDLE

1ST FLOOR
EDUCATIONAL ADEQUACY

CORE SPACE SIZES

- CLASSROOMS
- SCIENCE
- ART
- FACS
- WORKSHOPS
- MUSIC
- LIBRARY
- STUDENT SERVICE
- GYMS / PE
- PERFORMANCE
- ADMINISTRATION
- FOOD SERVICE
- TOILETS
- CIRCULATION
- SUPPORT SPACES
- COMMUNITY
- BELOW SF STANDARDS



GENERAL NOTES

- 1 - UNCOLORED ROOMS OR ROOMS WITH NO TAGS ARE NOT ON THE MASTER SCHEDULE

KEY NOTES



- ① SCIENCE ROOMS BELOW RECOMMENDED SIZE
- ② CLASSROOMS BELOW RECOMMENDED SIZE

EDISON MIDDLE

2ND FLOOR EDUCATIONAL ADEQUACY

CORE SPACE SIZES

- CLASSROOMS
- SCIENCE
- ART
- FACS
- WORKSHOPS
- MUSIC
- LIBRARY
- STUDENT SERVICES
- GYMS / PE
- PERFORMANCE
- ADMINISTRATION
- FOOD SERVICE
- TOILETS
- CIRCULATION
- SUPPORT SPACES
- COMMUNITY
- BELOW SF STANDARDS



GENERAL NOTES

- 1 - UNCOLORED ROOMS OR ROOMS WITH NO TAGS ARE NOT ON THE MASTER SCHEDULE

KEY NOTES

-  CLASSROOMS BELOW RECOMMENDED SIZE

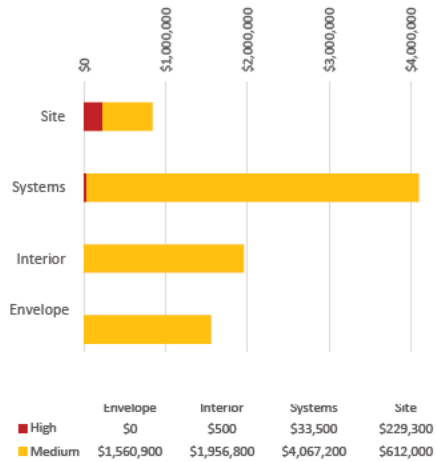
EDISON MIDDLE SCHOOL		CURRENT USAGE					CAPACITY						
CALCULATED ENROLLMENT 1131		CURRENT ENROLLMENT	1133	89% OF CAPACITY		CALCULATED CAPACITY		1280					
		CURRENT GRADE LEVEL	6-8			PLANNED GRADE LEVEL		6-8					
		CURRENT PERIODS/DAY	7			PLANNED PERIODS/DAY		7					
		CURRENT UTILIZATION	77%			PLANNED UTILIZATION		80%					
							LISTED CAPACITY		1137				
EXISTING													
CLASSROOM	NUMBER OF STUDENTS	AVERAGE SECTION SIZE	SECTIONS	PERIODS/DAY/STATION	NUMBER OF STATIONS	UTILIZATION	PROP NUMBER OF STUDENTS	PROP AVE SECTION SIZE	PROP SECTIONS REQUIRED	PR PERIODS/DAY/STATION	PROP STATIONS REQUIRED	EXTRA STATIONS NEEDED	PROP UTILIZATION
AVID	127	21.2	6	0.0	1	0%	144	23.9	6	0.0	1	0	0%
BUSINESS	394	23.2	17	0.0	2	0%	445	24.7	18	0.0	3	1	0%
ENGLISH	1372	22.5	61	0.0	12	0%	1550	25.0	62	0.0	12	0	0%
ENGLISH AS A SECOND LANGUAGE	66	5.5	12	6.0	2	86%	75	14.9	5	5.0	1	-1	71%
FOREIGN LANGUAGE	156	19.5	8	0.0	2	0%	176	25.2	7	0.0	2	0	0%
HEALTH	146	24.3	6	0.0	2	0%	165	23.6	7	0.0	2	0	0%
MATH	1119	21.9	51	0.0	10	0%	1264	24.8	51	0.0	9	-1	0%
SOCIAL STUDIES	1150	23.5	49	0.0	10	0%	1300	25.0	52	0.0	9	-1	0%
SPECIAL EDUCATION	433	6.0	72	0.0	10	0%	489	24.5	20	0.0	4	-6	0%
STUDY HALL	175	21.9	8	0.0	0	0%	198	7.9	25	5.0	5	5	71%
Total	5,138	17.7	290		51	81%	5,806	22.9	253		48	(3.0)	75%
WITHOUT SH, SP ED AND ESL		4,464	22.5	198			5,044	24.8	203				
SPECIALIST ROOM	NUMBER OF STUDENTS	AVERAGE SECTION SIZE	SECTIONS	PERIODS/DAY/STATION	NUMBER OF STATIONS	UTILIZATION	PROP NUMBER OF STUDENT	PROP AVE SECTION SIZE	PROP SECTIONS REQUIRED	PR PERIODS/DAY/STATION	PROP STATIONS REQUIRED	EXTRA STATIONS NEEDED	PROP UTILIZATION
AGRICULTURAL SCIENCE	185	19.1	9	4.5	2	64%	209	26.1	8	4.0	2	0	57%
ART	245	20.7	11	5.5	2	79%	277	27.7	10	5.0	2	0	71%
FAMILY AND CONSUMER EDUCATION	149	23.1	6	6.0	1	86%	168	24.1	7	7.0	1	0	100%
MUSIC	276	21.4	12	3.0	4	43%	312	26.0	12	3.0	4	0	43%
PHYSICAL EDUCATION	607	24.5	23	6	4	82%	685.9	24.5	28.0	5.6	5	1	80%
SCIENCE	1104	21.8	47	4.7	10	67%	1248	25.0	50	12.5	4	-6	179%
TECHNICAL EDUCATION	213	19.8	10	5	2	71%	240.7	20.1	12.0	6.0	2	0	86%
Total	2,779	23.6	118		25	67%	3,140	24.7	127		20	(5.0)	91%

- STUDY HALL IS DISTRIBUTED THROUGH GENERAL CLASSROOMS

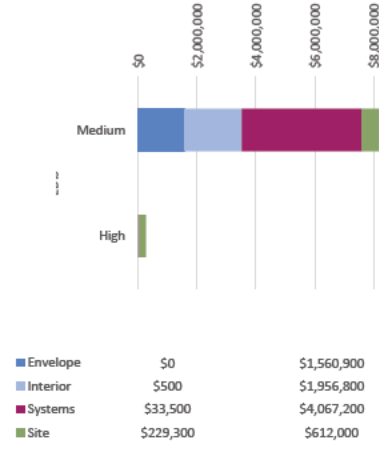
- FACE AT 100%

EDISON MIDDLE

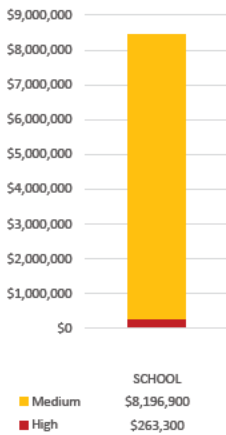
CONSTRUCTION COST BY SCOPE



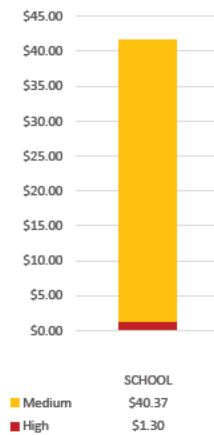
CONSTRUCTION SCOPE BY PRIORITY



COST BY PRIORITY



COST PER SF BY PRIORITY



COST BY PRIORITY AND BY CONDITION



ORIGINAL YEAR OF CONSTRUCTION 1968

UNWEIGHTED AVERAGE BUILDING AGE 28

EDUCATIONAL ADEQUACY SCORES

INDIVIDUAL	1
ONE ON ONE	2
COLLABORATIVE	2
PRESENTATION	3
LARGE GROUP	2
VISIBLE CONNECTIONS	2
CONNECTION TO OUTDOORS	2
FLEXIBLE SPACES	1
WELCOMING ENTRY	1
SCHOOL IDENTITY/VALUES ON DISPLAY	2
CELEBRATE STUDENT WORK	2
COMMUNITY SPACE	3
SECURE ENTRY	1
BUILDING ZONING	1
RESTROOM SAFETY	2
FURNITURE	2
DAYLIGHTING	2
ARTIFICIAL LIGHTING	2
ACOUSTICS	2
INDOOR AIR QUALITY	2
THERMAL COMFORT	2
TECHNOLOGY	2
PLAY GROUNDS	1
ACCESSIBLE PLAYGROUNDS	1
OUTDOOR CLASSROOM	3
ENVIRONMENTAL LEARNING	2
BIKE RACKS	3
AVERAGE	1.9

CONDITION 1 AND 2 COST AS A PERCENTAGE OF REPLACEMENT COST 9%

HIGH AND MEDIUM PRIORITY COSTS AS A PERCENTAGE OF REPLACEMENT COST 12%

CALCULATED CAPACITY 1,280

HIGHEST PROJECTED ENROLLMENT 1,043

EXTRA SEATS SEATS AT MAXIMUM ENROLLMENT 237

SF/STUDENT AT HIGHEST PROJECTED ENROLLMENT 177

AVERAGE NUMBER OF STUDENTS IN A STANDARD CLASSROOM 22

REPLACEMENT COST LESS CONDITION 1 AND 2 COST AS A PERCENTAGE 91%

REPLACEMENT COST LESS HIGH AND MEDIUM PRIORITY COST AS A PERCENTAGE 88%

PERCENTAGE OF RIGHT SIZED ROOMS 55%

AVERAGE NUMBER OF STUDENTS IN A STANDARD CLASSROOM AS A PERCENTAGE OF BOARD TARGET 89%

CURRENT CLASSROOM UTILIZATION 77%

PERCENTAGE OF MAXIMUM ENROLLMENT TO CAPACITY 89%

EDUCATIONAL ADEQUACY SCORE 63%

FACILITY AND EDUCATIONAL ADEQUACY SCORE 79

FRANKLIN MIDDLE

1 VARIETY OF SPACES:

- Little variation in types of spaces, there are, however, some opportunities for large group activities and presentations
- Some classrooms, some Art, a Music classroom and Science are below recommended size
- Need additional rooms and conference room in Administration

2 CONNECTION AND FLEXIBLE SPACES:

- Little connection between spaces
- Little variation in types and mobility of furniture

3 IDENTITY AND COMMUNITY:

- Little signage to reinforce school identity and sense of belonging

4 SAFETY AND SECURITY:

- Recommend updating entrance to route visitors via the front office before entering the school proper
- No building zoning possible

5 QUALITY ENVIRONMENT:

- Average levels of lighting, and acoustics

- There are some issues with mold and inconsistent temperature

6 SITE:

- Athletic fields are on District land
- No off-street parent drop-off

7 CAPACITY:

- Enrollment is 66% of capacity

EDUCATIONAL ADEQUACY

● SITE SIZE

SITE SAFETY

- TRAFFIC FLOW
- SEPARATE TRAFFIC FLOW
- BUS DROP-OFF
- CAR DROP-OFF
- PEDESTRIAN
- BIKE TRAFFIC

SITE AMENITIES











- ADEQUATE PARKING
- ATHLETIC FIELDS
- PLAYGROUNDS
- ACCESSIBLE PLAYGROUND
- OUTDOOR CLASSROOM
- ENVIRONMENTAL LEARNING
- BIKE RACKS

FRANKLIN MIDDLE SCHOOL

SITE ANALYSIS

SITE: **17.8 ACRES**
BUILDING: 195,000 SF

KEY

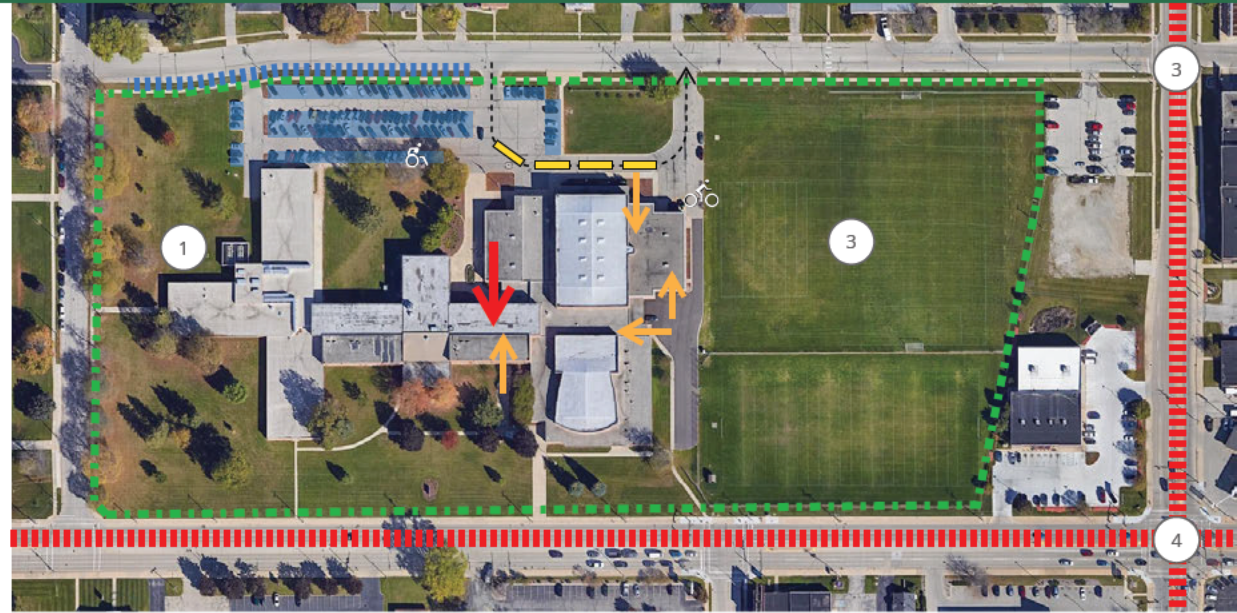
-  PARKING
-  DROP-OFF/PICK-UP
-  HEAVY TRAFFIC
-  PROPERTY LINE
-  SCHOOL BUS
-  BUS ROUTE
-  ENTRY
-  STUDENT ENTRY
-  HANDICAP PARKING
-  BIKE RACK

GENERAL NOTES

1 - NO OFF-STREET PARENT DROP-OFF

KEY NOTES

- ① RAISED GARDEN BEDS
- ② IRRIGATED FIELD. GOOSE PROBLEM IN FALL
- ③ WOULD LIKE FLAG LIGHTS AT THIS INTERSECTION
- ④ STUDENT WAS HIT IN THIS INTERSECTION



VARIETY OF SPACES

- INDIVIDUAL
- ONE ON ONE
- COLLABORATIVE
- PRESENTATION
- LARGE GROUP

CONNECTION & FLEXIBLE SPACES

- FLEXIBLE SPACES
- VISIBLE CONNECTION
- CONNECTION TO OUTDOORS

IDENTITY AND COMMUNITY

- WELCOMING ENTRY
- SCHOOL IDENTITY / VALUES
- CELEBRATES STUDENT WORK
- COMMUNITY SPACE

SAFETY AND SECURITY

- SECURE ENTRY
- BUILDING ZONING
- RESTROOM SAFETY

INDOOR ENVIRONMENT

- FURNITURE
- DAYLIGHTING
- LIGHTING
- ACOUSTICS
- INDOOR AIR QUALITY
- TECHNOLOGY

FRANKLIN MIDDLE SCHOOL

GROUND FLOOR

EDUCATIONAL ADEQUACY

CLASSROOMS: 44/18
 CAPACITY: 1080
 ENROLLMENT: 704
 SF/STUDENT 259

CORE SPACE SIZES

- CLASSROOMS
- SCIENCE
- ART
- FACS
- WORKSHOPS
- MUSIC
- LIBRARY
- STUDENT SERVICES
- GYMS / PE
- PERFORMANCE
- ADMINISTRATION
- FOOD SERVICE
- TOILETS
- CIRCULATION
- SUPPORT SPACES
- COMMUNITY
- BELOW SF STANDARDS



GENERAL NOTES

1 - ROOMS THAT ARE NOT COLORED OR DO NOT HAVE A CAPACITY LABEL ARE NOT ON THE MASTER SCHEDULE

KEY NOTES

- ① NARROW CORRIDORS THROUGHOUT
- ② POOR NATURAL LIGHT AND LOW CEILING IN COMMONS
- ③ WOULD LIKE MORE CONFERENCE ROOMS

FRANKLIN MIDDLE SCHOOL

1ST FLOOR
EDUCATIONAL ADEQUACY

CORE SPACE SIZES

- CLASSROOMS
- SCIENCE
- ART
- FACS
- WORKSHOPS
- MUSIC
- LIBRARY
- STUDENT SERVICE
- GYMS / PE
- PERFORMANCE
- ADMINISTRATION
- FOOD SERVICE
- TOILETS
- CIRCULATION
- SUPPORT SPACES
- COMMUNITY
- BELOW SF STANDARDS



GENERAL NOTES









- 1 - ROOMS THAT ARE NOT COLORED OR DO NOT HAVE A CAPACITY LABEL ARE NOT ON THE MASTER SCHEDULE

KEY NOTES

- ① NARROW CORRIDORS THROUGHOUT
- ② CLASSROOMS BELOW RECOMMENDED SIZE
- ③ SCIENCE ROOMS BELOW RECOMMENDED SIZE
- ④ ART ROOMS BELOW RECOMMENDED SIZE
- ⑤ WORKSHOP ROOMS BELOW RECOMMENDED SIZE

2ND FLOOR
EDUCATIONAL ADEQUACY

CORE SPACE SIZES

-  CLASSROOMS
-  SCIENCE
-  ART
-  FACS
-  WORKSHOPS
-  MUSIC
-  LIBRARY
-  STUDENT SERVICES
-  GYMS / PE
-  PERFORMANCE
-  ADMINISTRATION
-  FOOD SERVICE
-  TOILETS
-  CIRCULATION
-  SUPPORT SPACES
-  COMMUNITY
-  BELOW SF STANDARDS



GENERAL NOTES

- 1 - ROOMS THAT ARE NOT COLORED OR DO NOT HAVE A CAPACITY LABEL ARE NOT ON THE MASTER SCHEDULE

KEY NOTES

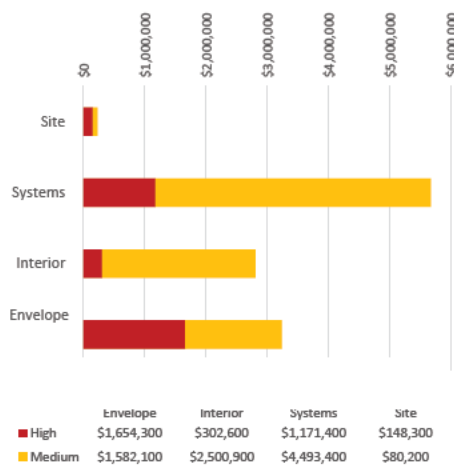
- ① NARROW CORRIDORS THROUGHOUT
- ② CLASSROOMS BELOW RECOMMENDED SIZE

FRANKLIN MIDDLE SCHOOL		CURRENT USAGE					CAPACITY													
CALCULATED ENROLLMENT 717		CURRENT ENROLLMENT	704	65% OF CAPACITY		CALCULATED CAPACITY	1080		PLANNED GRADE LEVEL	6-8		PLANNED PERIODS/DAY	7		PLANNED UTILIZATION	81%		LISTED CAPACITY	1084	
EXISTING																				
CLASSROOM	NUMBER OF STUDENTS	AVERAGE SECTION SIZE	SECTIONS	PERIODS/ DAY/ STATION	NUMBER OF STATIONS	UTILIZA-TION	PROP NUMBER OF STUDENTS	PROP AVE SECTION SIZE	PROP SECTIONS REQUIRED	PR PERIODS/ DAY/ STATION	PROP STATIONS REQUIRED	EXTRA STATIONS NEEDED	PROP UTILIZA TION							
ENGLISH	924	22.0	42	4.7	9	67%	1386	25.2	55	5.5	10	1	79%							
ENGLISH AS A SECOND LANGUAGE	68	9.7	7	3.5	2	50%	102	17.0	6	6.0	1	-1	86%							
FOREIGN LANGUAGE	400	22.2	18	4.5	4	64%	600	25.0	24	6.0	4	0	86%							
HEALTH	182	26.0	7	3.5	2	50%	273	24.8	11	5.5	2	0	79%							
MATH	713	19.3	37	4.1	9	59%	1070	24.9	43	5.4	8	-1	77%							
SOCIAL STUDIES	680	21.3	32	5.3	6	76%	1020	24.9	41	5.9	7	1	84%							
SPECIAL EDUCATION	266	6.7	40	3.3	12	48%	399	24.9	16	5.3	3	-9	76%							
TECHNICAL EDUCATION	86	28.7	3	0.0	0	0%	129	25.8	5	5.0	1	1	71%							
Total	3,319	17.8	186		44	60%	4,979	24.1	201		36.0	-8	80%							
WITHOUT SH, SP ED AND ESL		2,899	21.3	136			4,349	25.0	174											
SPECIALIST ROOM	NUMBER OF STUDENTS	AVERAGE SECTION SIZE	SECTIONS	PERIODS/ DAY/ STATION	NUMBER OF STATIONS	UTILIZA-TION	PROP NUMBER OF STUDENT	PROP AVE SECTION SIZE	PROP SECTIONS REQUIRED	PR PERIODS/ DAY/ STATION	PROP STATIONS REQUIRED	EXTRA STATIONS NEEDED	PROP UTILIZA TION							
ART	247	27.4	9	5	2	64%	370	28.5	13	6.5	2	0	93%							
FAMILY AND CONSUMER EDUCATION	122	24.4	5	5	1	71%	180	25.7	7	7.0	1	0	100%							
MUSIC	279	19.9	14	4	4	50%	420	24.7	17	5.7	3	-1	81%							
PHYSICAL EDUCATION	364	24.3	15	4	4	54%	550.0	25.0	22.0	5.5	4	0	79%							
SCIENCE	689	22.2	31	5	6	74%	1030	25.1	41	5.9	7	1	84%							
Total	1701	23.0	74		17	62%	2,550	25.5	100		17	0	84%							

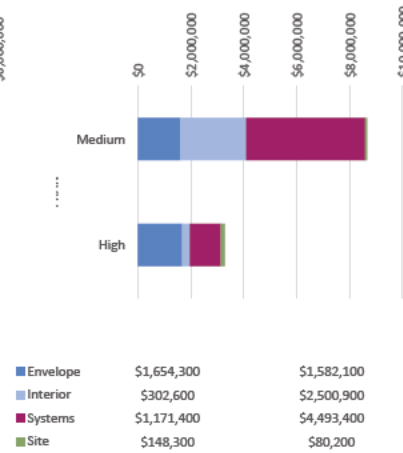
- ASSUMES THAT MIDDLE SCHOOL SCIENCE CAN UTILIZE (1) UNDERUTILIZED CLASSROOM

FRANKLIN MIDDLE

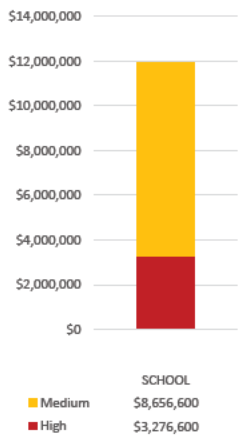
CONSTRUCTION COST BY SCOPE



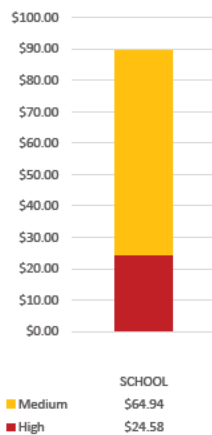
CONSTRUCTION SCOPE BY PRIORITY



COST BY PRIORITY



COST PER SF BY PRIORITY



COST BY PRIORITY AND BY CONDITION



ORIGINAL YEAR OF CONSTRUCTION 1958

UNWEIGHTED AVERAGE BUILDING AGE 47

EDUCATIONAL ADEQUACY SCORES

INDIVIDUAL	1
ONE ON ONE	2
COLLABORATIVE	2
PRESENTATION	3
LARGE GROUP	3
VISIBLE CONNECTIONS	1
CONNECTION TO OUTDOORS	2
FLEXIBLE SPACES	2
WELCOMING ENTRY	2
SCHOOL IDENTITY/VALUES ON DISPLAY	2
CELEBRATE STUDENT WORK	2
COMMUNITY SPACE	3
SECURE ENTRY	1
BUILDING ZONING	1
RESTROOM SAFETY	1
FURNITURE	1
DAYLIGHTING	2
ARTIFICIAL LIGHTING	2
ACOUSTICS	2
INDOOR AIR QUALITY	1
THERMAL COMFORT	2
TECHNOLOGY	2
PLAY GROUNDS	3
ACCESSIBLE PLAYGROUNDS	2
OUTDOOR CLASSROOM	1
ENVIRONMENTAL LEARNING	3
BIKE RACKS	3
AVERAGE	1.9

CONDITION 1 AND 2 COST AS A PERCENTAGE OF REPLACEMENT COST	15%
HIGH AND MEDIUM PRIORITY COSTS AS A PERCENTAGE OF REPLACEMENT COST	18%
CALCULATED CAPACITY	1,080
HIGHEST PROJECTED ENROLLMENT	657
EXTRA SEATS SEATS AT MAXIMUM ENROLLMENT	423
SF/STUDENT AT HIGHEST PROJECTED ENROLLMENT	280
AVERAGE NUMBER OF STUDENTS IN A STANDARD CLASSROOM	16

REPLACEMENT COST LESS CONDITION 1 AND 2 COST AS A PERCENTAGE	85%
REPLACEMENT COST LESS HIGH AND MEDIUM PRIORITY COST AS A PERCENTAGE	82%
PERCENTAGE OF RIGHT SIZED ROOMS	70%
AVERAGE NUMBER OF STUDENTS IN A STANDARD CLASSROOM AS A PERCENTAGE OF BOARD TARGET	64%
CURRENT CLASSROOM UTILIZATION	61%
PERCENTAGE OF MAXIMUM ENROLLMENT TO CAPACITY	66%
EDUCATIONAL ADEQUACY SCORE	64%

FACILITY AND EDUCATIONAL ADEQUACY SCORE 70

LOMBARDI MIDDLE

1 VARIETY OF SPACES:

- Little variation in types of spaces
- One classroom is below recommended size
- Some issues with having two cafeterias on different levels
- FACE rooms need updating

2 CONNECTION AND FLEXIBLE SPACES:

- Little connection between spaces
- Little variation in types and mobility of furniture

3 IDENTITY AND COMMUNITY:

- Little signage to reinforce school identity and sense of belonging

4 SAFETY AND SECURITY:

- Recommend updating entrance to route visitors via the front office before entering the school proper
- No building zoning possible

5 QUALITY ENVIRONMENT:

- Average levels of lighting, and comfort, and acoustics
- Poor air quality and inconsistent heat

6 SITE:

- Athletic fields on District property

- Limited Parking next to the main entrance

7 CAPACITY:

- Enrollment is 71% of capacity

EDUCATIONAL ADEQUACY

● SITE SIZE

SITE SAFETY

- TRAFFIC FLOW
- SEPARATE TRAFFIC FLOW
- BUS DROP-OFF
- CAR DROP-OFF
- PEDESTRIAN
- BIKE TRAFFIC

SITE AMENITIES

- ADEQUATE PARKING
- ATHLETIC FIELDS
- PLAYGROUNDS
- ACCESSIBLE PLAYGROUND
- OUTDOOR CLASSROOM
- ENVIRONMENTAL LEARNING
- BIKE RACKS

LOMBARDI MIDDLE SCHOOL

SITE ANALYSIS

SITE: **23.1 ACRES**
 BUILDING: 205,100 SF

KEY

- PARKING
- DROP-OFF/PICK-UP
- HEAVY TRAFFIC
- PROPERTY LINE
- SCHOOL BUS
- ENTRY
- STUDENT ENTRY
- HANDICAP PARKING
- BIKE RACK



GENERAL NOTES

- 1 - NO OFF-STREET PARENT DROP-OFF
- 2 - NOT ENOUGH STAFF PARKING
- 3 - FIELDS ARE NOT ACCESSIBLE DUE TO RAMP AND POOR QUALITY PATH

KEY NOTES

- ① OUTDOOR STORAGE
- ② RAISED BEDS/AG SCIENCE
- ③ NO STRIPED CROSSING, DANGEROUS
- ④ HARD SURFACE PLAY AREA
- ⑤ KING ELEMENTARY
- ⑥ STEEP GRADE ON ROAD

VARIETY OF SPACES

- INDIVIDUAL
- ONE ON ONE
- COLLABORATIVE
- PRESENTATION
- LARGE GROUP

CONNECTION & FLEXIBLE SPACES

- FLEXIBLE SPACES
- VISIBLE CONNECTION
- CONNECTION TO OUTDOORS

IDENTITY AND COMMUNITY

- WELCOMING ENTRY
- SCHOOL IDENTITY / VALUES
- CELEBRATES STUDENT WORK
- COMMUNITY SPACE

SAFETY AND SECURITY

- SECURE ENTRY
- BUILDING ZONING
- RESTROOM SAFETY

INDOOR ENVIRONMENT

- FURNITURE
- DAYLIGHTING
- LIGHTING
- ACOUSTICS
- INDOOR AIR QUALITY
- TECHNOLOGY

LOMBARDI MIDDLE

1ST FLOOR

EDUCATIONAL ADEQUACY

CLASSROOMS: 43/19
 CAPACITY: 1,060
 ENROLLMENT: 757
 SF/STUDENT 260

CORE SPACE SIZES

- CLASSROOMS
- SCIENCE
- ART
- FACS
- WORKSHOPS
- MUSIC
- LIBRARY
- STUDENT SERVICES
- GYMS / PE
- PERFORMANCE
- ADMINISTRATION
- FOOD SERVICE
- TOILETS
- CIRCULATION
- SUPPORT SPACES
- COMMUNITY
- BELOW SF STANDARDS



GENERAL NOTES

1 - ROOMS THAT ARE NOT COLORED OR DO NOT HAVE A CAPACITY LABEL ARE NOT SCHEDULED


















KEY NOTES

① CLASSROOMS BELOW RECOMMENDED SIZE

LOMBARDI MIDDLE

2ND FLOOR EDUCATIONAL ADEQUACY

CORE SPACE SIZES

-  CLASSROOMS
-  SCIENCE
-  ART
-  FACS
-  WORKSHOPS
-  MUSIC
-  LIBRARY
-  STUDENT SERVICES
-  GYMS / PE
-  PERFORMANCE
-  ADMINISTRATION
-  FOOD SERVICE
-  TOILETS
-  CIRCULATION
-  SUPPORT SPACES
-  COMMUNITY
-  BELOW SF STANDARDS



GENERAL NOTES

- 1 - ROOMS THAT ARE NOT COLORED OR DO NOT HAVE A CAPACITY LABEL ARE NOT SCHEDULED

LOMBARDI MIDDLE SCHOOL		CURRENT USAGE			CAPACITY		
CALCULATED ENROLLMENT	760	CURRENT ENROLLMENT	755	71% OF CAPACITY	CALCULATED CAPACITY	1060	
		CURRENT GRADE LEVEL	6-8		PLANNED GRADE LEVEL	6-8	
		CURRENT PERIODS/DAY	7		PLANNED PERIODS/DAY	7	
		CURRENT UTILIZATION	64%		PLANNED UTILIZATION	78%	
					LISTED CAPACITY	1075	

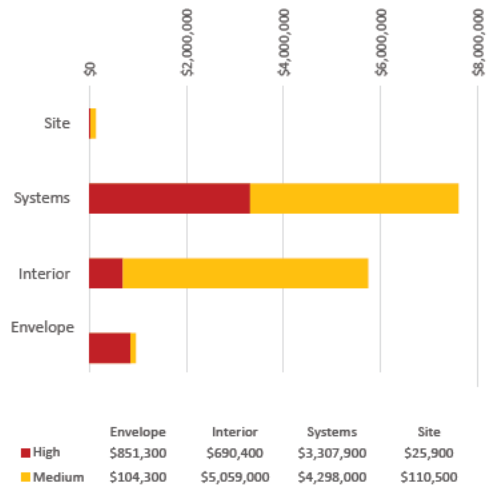
EXISTING													
CLASSROOM	NUMBER OF STUDENTS	AVERAGE SECTION SIZE	SECTIONS	PERIODS/ DAY/ STATION	NUMBER OF STATIONS	UTILIZA-TION	PROP NUMBER OF STUDENTS	PROP AVE SECTION SIZE	PROP SECTIONS REQUIRED	PR PERIODS/ DAY/ STATION	PROP STATIONS REQUIRED	EXTRA STATIONS NEEDED	PROP UTILIZA-TION
BUSINESS	288	24.0	12	6.0	2	86%	400	25.0	16	5.3	3	1	76%
ENGLISH	990	24.8	40	5.0	8	71%	1376	25.0	55	5.5	10	2	79%
ENGLISH AS A SECOND LANGUAGE	32	5.3	6	3.0	2	43%	44	14.8	3	3.0	1	-1	43%
FOREIGN LANGUAGE	84	21.0	4	4.0	1	57%	117	23.4	5	5.0	1	0	71%
HEALTH	107	21.4	5	2.5	2	36%	149	24.8	6	6.0	1	-1	86%
MATH	803	20.1	40	5.0	8	71%	1116	24.8	45	5.6	8	0	80%
SOCIAL STUDIES	673	22.4	30	5.0	6	71%	935	25.3	37	5.3	7	1	76%
SPECIAL EDUCATION	323	6.1	53	4.1	13	58%	449	8.0	56	5.6	10	-3	80%
STUDY HALL	124	20.7	6	6.0	1	86%	172	24.6	7	7.0	1	0	100%
Total	3,424	17.5	196		43	65%	4,759	21.7	230		42.0	(1.0)	78%
WITHOUT SP ED AND ESL	2,945	22.5	131				4,094	25.0	164				

SPECIALIST ROOM	NUMBER OF STUDENTS	AVERAGE SECTION SIZE	SECTIONS	PERIODS/ DAY/ STATION	NUMBER OF STATIONS	UTILIZA-TION	PROP NUMBER OF STUDENT	PROP AVE SECTION SIZE	PROP SECTIONS REQUIRED	PR PERIODS/ DAY/ STATION	PROP STATIONS REQUIRED	EXTRA STATIONS NEEDED	PROP UTILIZA-TION
AGRICULTURAL SCIENCE	110	22.0	5	5	1	71%	153	25.5	6	6.0	1	0	86%
ART	134	26.8	5	5	1	71%	186	26.6	7	7.0	1	0	100%
FAMILY AND CONSUMER EDUCATION	116	23.2	5	5	1	71%	161	26.9	6	6.0	1	0	86%
MUSIC	236	21.5	11	4	3	52%	328	25.2	13	4.3	3	0	62%
PHYSICAL EDUCATION	350	25.0	14	7	2	100%	486.5	25.6	19.0	6.3	3	1	0.9
SCIENCE	748	24.9	30	5	6	71%	1040	24.8	42	5.3	8	2	75%
TECHNICAL EDUCATION	201	20.1	10	2	5	29%	279.4	25.4	11.0	5.5	2	-3	0.8
Total	1,895	23.7	80		19	60%	2,634	25.3	104		19	0	78%

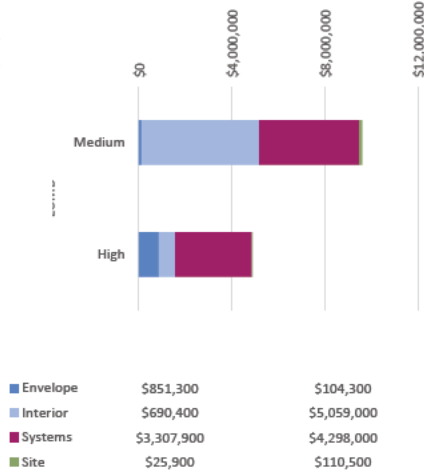
- MOST SP ED CLASSES ARE REGULAR SIZED ROOMS WHICH COULD BE USED BY OTHER SUBJECTS
- CALCULATED CAPACITY ASSUMES (3) TECH ED ROOM COULD BE USED FOR MIDDLE SCHOOL SCIENCE

LOMBARDI MIDDLE

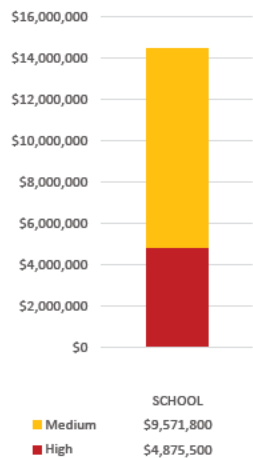
CONSTRUCTION COST BY SCOPE



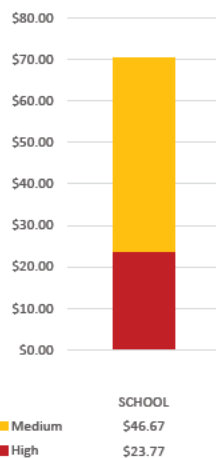
CONSTRUCTION SCOPE BY PRIORITY



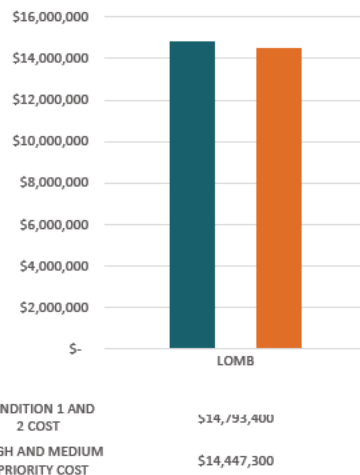
COST BY PRIORITY



COST PER SF BY PRIORITY



COST BY PRIORITY AND BY CONDITION



ORIGINAL YEAR OF CONSTRUCTION **1964**

UNWEIGHTED AVERAGE BUILDING AGE **44**

CONDITION 1 AND 2 COST AS A PERCENTAGE OF REPLACEMENT COST **21%**

HIGH AND MEDIUM PRIORITY COSTS AS A PERCENTAGE OF REPLACEMENT COST **21%**

CALCULATED CAPACITY **1,060**

HIGHEST PROJECTED ENROLLMENT **715**

EXTRA SEATS SEATS AT MAXIMUM ENROLLMENT **345**

SF/STUDENT AT HIGHEST PROJECTED ENROLLMENT **275**

AVERAGE NUMBER OF STUDENTS IN A STANDARD CLASSROOM **18**

EDUCATIONAL ADEQUACY SCORES

INDIVIDUAL	1
ONE ON ONE	2
COLLABORATIVE	2
PRESENTATION	2
LARGE GROUP	2
VISIBLE CONNECTIONS	2
CONNECTION TO OUTDOORS	2
FLEXIBLE SPACES	2
WELCOMING ENTRY	1
SCHOOL IDENTITY/VALUES ON DISPLAY	2
CELEBRATE STUDENT WORK	2
COMMUNITY SPACE	2
SECURE ENTRY	1
BUILDING ZONING	2
RESTROOM SAFETY	2
FURNITURE	2
DAYLIGHTING	2
ARTIFICIAL LIGHTING	2
ACOUSTICS	2
INDOOR AIR QUALITY	2
THERMAL COMFORT	2
TECHNOLOGY	2
PLAY GROUNDS	2
ACCESSIBLE PLAYGROUNDS	2
OUTDOOR CLASSROOM	2
ENVIRONMENTAL LEARNING	2
BIKE RACKS	3
AVERAGE	1.9

REPLACEMENT COST LESS CONDITION 1 AND 2 COST AS A PERCENTAGE **79%**

REPLACEMENT COST LESS HIGH AND MEDIUM PRIORITY COST AS A PERCENTAGE **79%**

PERCENTAGE OF RIGHT SIZED ROOMS **98%**

AVERAGE NUMBER OF STUDENTS IN A STANDARD CLASSROOM AS A PERCENTAGE OF BOARD TARGET **70%**

CURRENT CLASSROOM UTILIZATION **64%**

PERCENTAGE OF MAXIMUM ENROLLMENT TO CAPACITY **71%**

EDUCATIONAL ADEQUACY SCORE **64%**

FACILITY AND EDUCATIONAL ADEQUACY SCORE 75

WASHINGTON MIDDLE

1 VARIETY OF SPACES:

- Little variation in types of spaces
- Art, Music and some classrooms are below recommended size
- Additional space needed for student services
- Historic theater and lobby
- Traffic flow throughout the building is challenging

2 CONNECTION AND FLEXIBLE SPACES:

- Little connection between spaces
- Little variation in types and mobility of furniture

3 IDENTITY AND COMMUNITY:

- Entrance is not welcoming being tucked into the corner of the parking lot
- Little signage to reinforce school identity and sense of belonging

4 SAFETY AND SECURITY:

- There is a secure entry route into the building, however, it is not used. This leads to a constrained and confusing entry
- No building zoning possible

5 QUALITY ENVIRONMENT:

- Average levels of lighting, air quality, and acoustics
- Poor air quality in fitness room and cafeteria
- Acoustics and traffic flow is challenging in the cafeteria

6 SITE:

- No playground
- Not enough parking
- No off-street parking
- No athletic fields on site

7 CAPACITY:

- Enrollment is 73% of capacity

EDUCATIONAL ADEQUACY

● SITE SIZE

SITE SAFETY

- TRAFFIC FLOW
- SEPARATE TRAFFIC FLOW
- BUS DROP-OFF
- CAR DROP-OFF
- PEDESTRIAN
- BIKE TRAFFIC

SITE AMENITIES











- ADEQUATE PARKING
- ATHLETIC FIELDS
- PLAYGROUNDS
- ACCESSIBLE PLAYGROUND
- OUTDOOR CLASSROOM
- ENVIRONMENTAL LEARNING
- BIKE RACKS

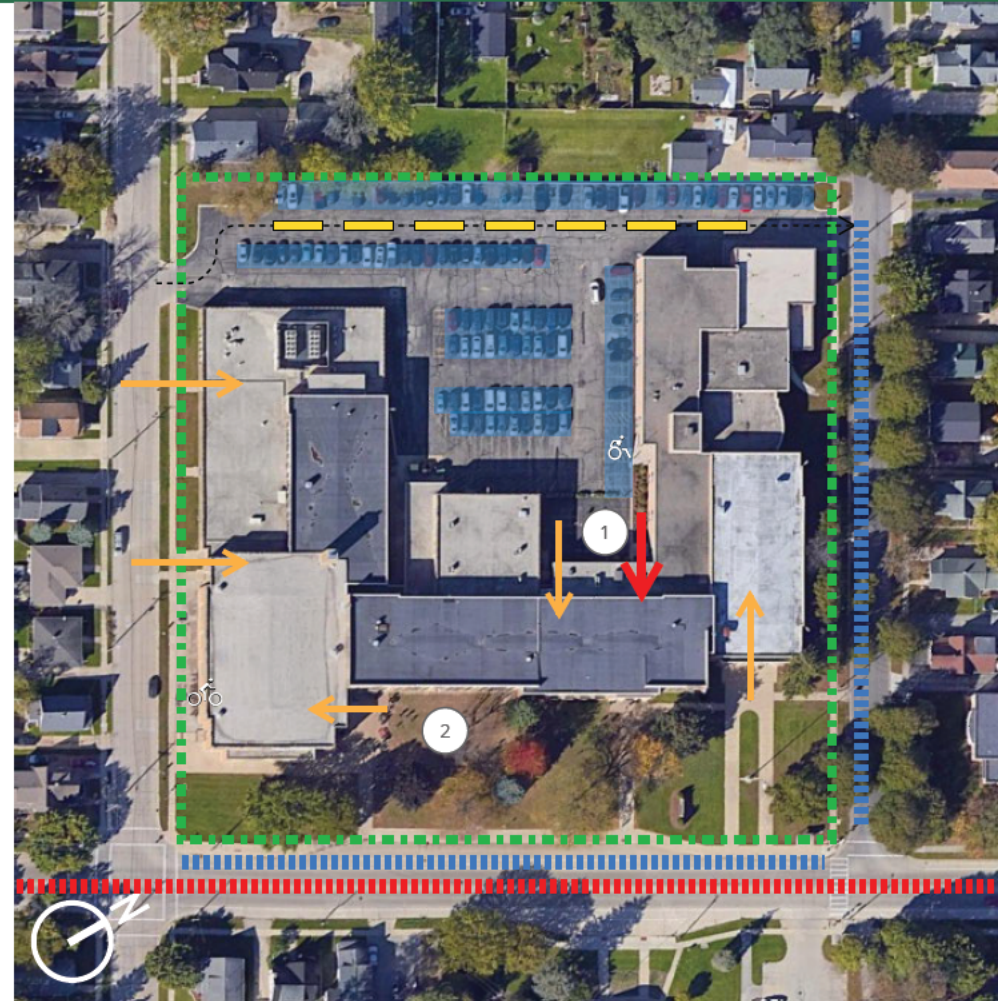
**WASHINGTON
MIDDLE SCHOOL**

SITE ANALYSIS

SITE: **5.5 ACRES**
BUILDING: 149,500 SF

KEY

-  PARKING
-  DROP-OFF/PICK-UP
-  HEAVY TRAFFIC
-  PROPERTY LINE
-  SCHOOL BUS
-  BUS ROUTE
-  ENTRY
-  STUDENT ENTRY
-  HANDICAP PARKING
-  BIKE RACK



GENERAL NOTES

1 - NO OFF-STREET PARENT DROP-OFF

KEY NOTES

- ① BASKETBALL COURT
- ② POSSIBLE LOCATION FOR PLAYGROUND

VARIETY OF SPACES

- INDIVIDUAL
- ONE ON ONE
- COLLABORATIVE
- PRESENTATION
- LARGE GROUP

CONNECTION & FLEXIBLE SPACES

- FLEXIBLE SPACES
- VISIBLE CONNECTION
- CONNECTION TO OUTDOORS

IDENTITY AND COMMUNITY

- WELCOMING ENTRY
- SCHOOL IDENTITY / VALUES
- CELEBRATES STUDENT WORK
- COMMUNITY SPACE

SAFETY AND SECURITY

- SECURE ENTRY
- BUILDING ZONING
- RESTROOM SAFETY

INDOOR ENVIRONMENT

- FURNITURE
- DAYLIGHTING
- LIGHTING
- ACOUSTICS
- INDOOR AIR QUALITY
- TECHNOLOGY

WASHINGTON MIDDLE

1ST FLOOR

EDUCATIONAL ADEQUACY

CLASSROOMS: 47/22
 CAPACITY: 980
 ENROLLMENT: 714
 SF/STUDENT 197

CORE SPACE SIZES

- CLASSROOMS
- SCIENCE
- ART
- FACS
- WORKSHOPS
- MUSIC
- LIBRARY
- STUDENT SERVICES
- GYMS / PE
- PERFORMANCE
- ADMINISTRATION
- FOOD SERVICE
- TOILETS
- CIRCULATION
- SUPPORT SPACES
- COMMUNITY
- BELOW SF STANDARDS



GENERAL NOTES

1 - ROOMS THAT ARE NOT COLORED OR DO NOT HAVE CAPACITY LABELS ARE NOT SCHEDULED

KEY NOTES

- ① MUSIC ROOMS BELOW RECOMMENDED SIZE
- ② ART ROOMS BELOW RECOMMENDED SIZE
- ③ CAFETERIA HAS POOR ACCESS, VENTILATION AND IS LOUD
- ④ CLASSROOMS BELOW RECOMMENDED SIZE
- ⑤ POOR VENTILATION IN WEIGHT ROOM

WASHINGTON MIDDLE

2ND FLOOR
EDUCATIONAL ADEQUACY

CORE SPACE SIZES

- CLASSROOMS
- SCIENCE
- ART
- FACS
- WORKSHOPS
- MUSIC
- LIBRARY
- STUDENT SERVICES
- GYMS / PE
- PERFORMANCE
- ADMINISTRATION
- FOOD SERVICE
- TOILETS
- CIRCULATION
- SUPPORT SPACES
- COMMUNITY
- BELOW SF STANDARDS



1 - ROOMS THAT ARE NOT COLORED OR DO NOT HAVE CAPACITY LABELS ARE NOT SCHEDULED

- ① GYMNASIUM BELOW RECOMMENDED SIZE
- ② CAFETERIA BELOW RECOMMENDED SIZE
- ③ KINDERGARTEN - BELOW RECOMMENDED SIZE, NO RESTROOMS
- ④ SMALL MEETING AREA IN MEDIA CENTER

WASHINGTON MIDDLE

3RD FLOOR
EDUCATIONAL ADEQUACY

CORE SPACE SIZES

- CLASSROOMS
- SCIENCE
- ART
- FACS
- WORKSHOPS
- MUSIC
- LIBRARY
- STUDENT SERVICES
- GYMS / PE
- PERFORMANCE
- ADMINISTRATION
- FOOD SERVICE
- TOILETS
- CIRCULATION
- SUPPORT SPACES
- COMMUNITY
- BELOW SF STANDARDS



GENERAL NOTES

- 1 - ROOMS THAT ARE NOT COLORED OR DO NOT HAVE CAPACITY LABELS ARE NOT SCHEDULED

KEY NOTES

- ① GYMNASIUM BELOW RECOMMENDED SIZE
- ② CAFETERIA BELOW RECOMMENDED SIZE
- ③ KINDERGARTEN - BELOW RECOMMENDED SIZE, NO RESTROOMS
- ④ SMALL MEETING AREA IN MEDIA CENTER

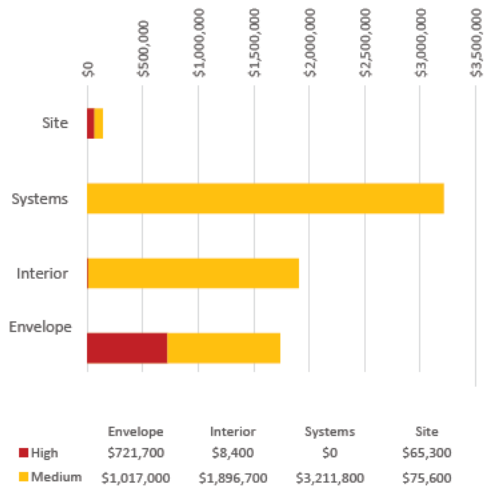
WASHINGTON MIDDLE SCHOOL		CURRENT USAGE					CAPACITY														
CALCULATED ENROLLMENT		CURRENT ENROLLMENT	713	73% OF CAPACITY		CALCULATED CAPACITY		980		PLANNED GRADE LEVEL		6-8		PLANNED PERIODS/DAY		7		PLANNED UTILIZATION		76%	
724		CURRENT GRADE LEVEL	6-8		LISTED CAPACITY		989		CURRENT PERIODS/DAY		7		CURRENT UTILIZATION		73%						
EXISTING																					
CLASSROOM	NUMBER OF STUDENTS	AVERAGE SECTION SIZE	SECTIONS	PERIODS/ DAY/ STATION	NUMBER OF STATIONS	UTILIZATION	PROP NUMBER OF STUDENTS	PROP AVE SECTION SIZE	PROP SECTIONS REQUIRED	PR PERIODS/ DAY/ STATION	PROP STATIONS REQUIRED	EXTRA STATIONS NEEDED	PROP UTILIZATION								
AVID	95	23.8	4	4.0	1	57%	128	25.7	5	5.0	1	0	71%								
BUSINESS	247	22.5	11	5.5	2	79%	333	25.7	13	6.5	2	0	93%								
ENGLISH	948	22.6	42	4.2	10	60%	1280	25.1	51	5.7	9	-1	81%								
ENGLISH AS A SECOND LANGUAGE	117	9.8	12	6.0	2	86%	158	15.8	10	5.0	2	0	71%								
FOREIGN LANGUAGE	85	17.0	5	5.0	1	71%	115	23.0	5	5.0	1	0	71%								
HEALTH	145	20.7	7	7.0	1	100%	196	24.5	8	4.0	2	1	57%								
MATH	718	18.9	38	5.4	7	78%	969	24.9	39	5.6	7	0	80%								
SOCIAL STUDIES	656	21.2	31	5.2	6	74%	886	25.3	35	5.8	6	0	83%								
SPECIAL EDUCATION	217	3.9	55	5.5	10	79%	293	7.9	37	5.3	7	-3	76%								
Total	3,228	15.7	205		40	73%	4,358	22.0	203		37.0	(3.0)	78%								
WITHOUT SP ED AND ESL	2,894.0	21.0	138.0				3,906.9	25.0	156.0												
SPECIALIST ROOM	NUMBER OF STUDENTS	AVERAGE SECTION SIZE	SECTIONS	PERIODS/ DAY/ STATION	NUMBER OF STATIONS	UTILIZATION	PROP NUMBER OF STUDENT	PROP AVE SECTION SIZE	PROP SECTIONS REQUIRED	PR PERIODS/ DAY/ STATION	PROP STATIONS REQUIRED	EXTRA STATIONS NEEDED	PROP UTILIZATION								
ART	172	17.2	10	5	2	71%	232	29.0	8	4.0	2	0	57%								
FAMILY AND CONSUMER EDUCATION	171	17.1	10	5	2	71%	231	25.7	9	4.5	2	0	64%								
MUSIC	297	19.8	15	4	4	54%	401	25.1	16	4.0	4	0	57%								
PERFORMANCE - DRAMA/DANCE	61	10.2	6	6	1	86%	82	27.5	3	3.0	1	0	43%								
PHYSICAL EDUCATION	335	23.9	14	7	2	100%	452.3	32.3	14.0	7.0	2	0	100%								
SCIENCE	653	21.1	31	6	5	89%	882	28.4	31	6.2	5	0	89%								
TECHNICAL EDUCATION	149	21.3	7	4	2	50%	201.2	25.1	8.0	4.0	2	0	57%								
Total	1838	19.8	93		18	74%	2,481	27.9	89		18	-	71%								

- PHY ED SECTION SIZE OF 32

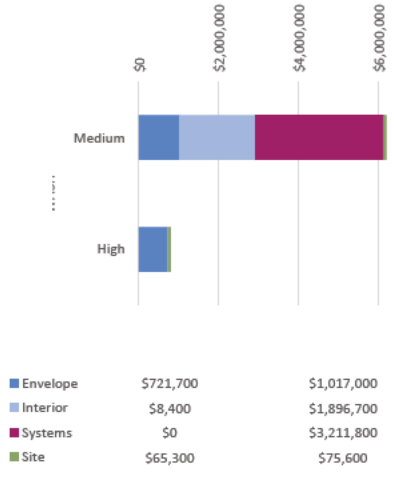
- SCIENCE SECTION SIZE OF 28

WASHINGTON MIDDLE

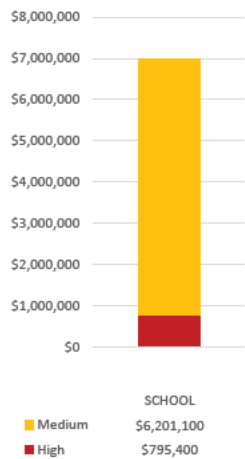
CONSTRUCTION COST BY SCOPE




CONSTRUCTION SCOPE BY PRIORITY



COST BY PRIORITY



COST PER SF BY PRIORITY



COST BY PRIORITY AND BY CONDITION



ORIGINAL YEAR OF CONSTRUCTION 1939

UNWEIGHTED AVERAGE BUILDING AGE 53

CONDITION 1 AND 2 COST AS A PERCENTAGE OF REPLACEMENT COST 10%

HIGH AND MEDIUM PRIORITY COSTS AS A PERCENTAGE OF REPLACEMENT COST 13%

CALCULATED CAPACITY 980

HIGHEST PROJECTED ENROLLMENT 670

EXTRA SEATS SEATS AT MAXIMUM ENROLLMENT 310

SF/STUDENT AT HIGHEST PROJECTED ENROLLMENT 210

AVERAGE NUMBER OF STUDENTS IN A STANDARD CLASSROOM 18

EDUCATIONAL ADEQUACY SCORES

INDIVIDUAL	1
ONE ON ONE	2
COLLABORATIVE	2
PRESENTATION	3
LARGE GROUP	3
VISIBLE CONNECTIONS	1
CONNECTION TO OUTDOORS	2
FLEXIBLE SPACES	2
WELCOMING ENTRY	1
SCHOOL IDENTITY/VALUES ON DISPLAY	2
CELEBRATE STUDENT WORK	2
COMMUNITY SPACE	3
SECURE ENTRY	2
BUILDING ZONING	2
RESTROOM SAFETY	2
FURNITURE	2
DAYLIGHTING	2
ARTIFICIAL LIGHTING	2
ACOUSTICS	2
INDOOR AIR QUALITY	2
THERMAL COMFORT	2
TECHNOLOGY	2
PLAY GROUNDS	1
ACCESSIBLE PLAYGROUNDS	1
OUTDOOR CLASSROOM	1
ENVIRONMENTAL LEARNING	1
BIKE RACKS	3
AVERAGE	1.9

REPLACEMENT COST LESS CONDITION 1 AND 2 COST AS A PERCENTAGE 90%

REPLACEMENT COST LESS HIGH AND MEDIUM PRIORITY COST AS A PERCENTAGE 87%

PERCENTAGE OF RIGHT SIZED ROOMS 67%

AVERAGE NUMBER OF STUDENTS IN A STANDARD CLASSROOM AS A PERCENTAGE OF BOARD TARGET 71%

CURRENT CLASSROOM UTILIZATION 73%

PERCENTAGE OF MAXIMUM ENROLLMENT TO CAPACITY 73%

EDUCATIONAL ADEQUACY SCORE 63%

FACILITY AND EDUCATIONAL ADEQUACY SCORE

75

Engagement. Equity. Excellence.



HIGH SCHOOLS

EAST HIGH

1 VARIETY OF SPACES:

- Little variation in types of spaces
- Art, and FACE rooms are below recommended size
- 1924 original building with multiple additions. The most recent blends in around the historic theater. There is not adequate lobby space to the theater
- Ramp at the entrance area is narrow

2 CONNECTION AND FLEXIBLE SPACES:

- Little connection between spaces
- Little variation in types and mobility of furniture

3 IDENTITY AND COMMUNITY:

- Little signage to reinforce school identity and sense of belonging

4 SAFETY AND SECURITY:

- Recommend updating entrance to route visitors via the front office before entering the school proper
- Limited building zoning possible

5 QUALITY ENVIRONMENT:

- There are some in door air quality issues in the science rooms, and areas with inconsistent heat.

- There are some mold issues due to the building flooding each year

- Lighting has recently been upgraded

6 SITE:

- Athletic fields are on site except the Tennis courts are bisected by the property line with the City
- Bus and parent drop off share the same route along with access to the parking lot. This has been challenging especially with a long traffic light
- Limited parking at the track for events

7 CAPACITY:

- Enrollment is 69% of capacity

EDUCATIONAL ADEQUACY

● SITE SIZE

SITE SAFETY

- TRAFFIC FLOW
- SEPARATE TRAFFIC FLOW
- BUS DROP-OFF
- CAR DROP-OFF
- PEDESTRIAN
- BIKE TRAFFIC

SITE AMENITIES

- ADEQUATE PARKING
- ATHLETIC FIELDS
- PLAYGROUNDS
- ACCESSIBLE PLAYGROUND
- OUTDOOR CLASSROOM
- ENVIRONMENTAL LEARNING
- BIKE RACKS

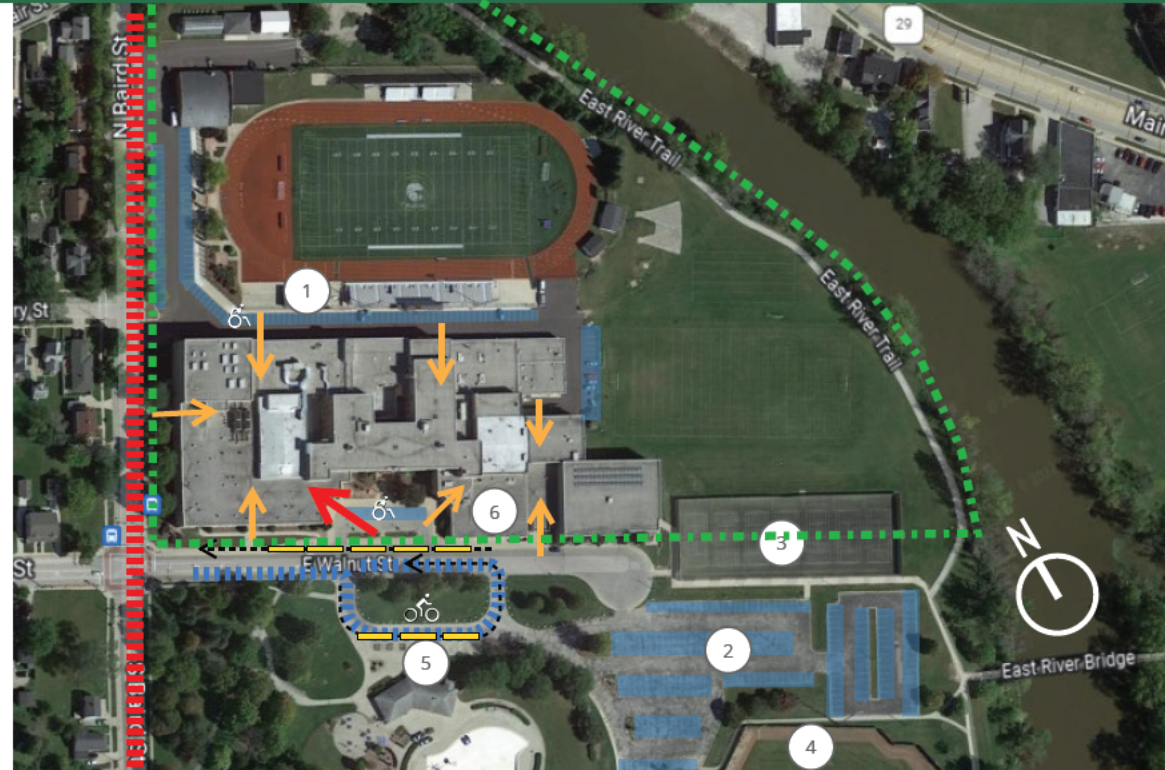
EAST HIGH SCHOOL

SITE ANALYSIS

SITE: **20.2 ACRES**
 BUILDING: 327,900 SF

KEY

- PARKING
- DROP-OFF/PICK-UP
- HEAVY TRAFFIC
- PROPERTY LINE
- SCHOOL BUS
- BUS ROUTE
- ENTRY
- STUDENT ENTRY
- HANDICAP PARKING
- BIKE RACK



GENERAL NOTES

- 1 - NO OFF-STREET BUS OR PARENT DROP-OFF
- 2 - TRAFFIC IS MIXED, NOT SEPARATED

KEY NOTES

- ① LIMITED NUMBER OF STALLS AT CONCESSION BUILDING
- ② STAFF PARKING - OWNED BY CITY
- ③ TENNIS COURTS SHARED WITH CITY
- ④ BASEBALL FIELD OWNED BY CITY
- ⑤ BUS DROP-OFF AM
- ⑥ BUS PICK-UP PM

VARIETY OF SPACES

- INDIVIDUAL
- ONE ON ONE
- COLLABORATIVE
- PRESENTATION
- LARGE GROUP

CONNECTION & FLEXIBLE SPACES

- FLEXIBLE SPACES
- VISIBLE CONNECTION
- CONNECTION TO OUTDOORS

IDENTITY AND COMMUNITY

- WELCOMING ENTRY
- SCHOOL IDENTITY / VALUES
- CELEBRATES STUDENT WORK
- COMMUNITY SPACE

SAFETY AND SECURITY

- SECURE ENTRY
- BUILDING ZONING
- RESTROOM SAFETY

INDOOR ENVIRONMENT

- FURNITURE
- DAYLIGHTING
- LIGHTING
- ACOUSTICS
- INDOOR AIR QUALITY
- THERMAL COMFORT
- TECHNOLOGY

EAST HIGH SCHOOL

EDUCATIONAL ADEQUACY

CLASSROOMS: 53/2
 CAPACITY: 1,560
 ENROLLMENT: 1,080
 SF/STUDENT 292

CORE SPACE SIZES

- CLASSROOMS
- SCIENCE
- ART
- FACs
- WORKSHOPS
- MUSIC
- LIBRARY
- SPECIAL EDUCATION
- GYMS / PE
- PERFORMANCE
- ADMINISTRATION
- FOOD SERVICE
- TOILETS
- CIRCULATION
- SUPPORT SPACES
- BELOW SF STANDARDS

GENERAL NOTES

- 1 - ROOMS THAT ARE NOT COLORED AND/OR DO NOT HAVE A TAG ARE NOT LISTED ON THE MASTER SCHEDULE
- 2 - ROOMS SIZES ARE COMPARED TO MN GUIDELINES; HOW A ROOM IS USED OR FEWER STUDENTS COULD RESULT IN A SMALLER ROOM BEING SUITABLE FOR PURPOSE

KEY NOTES

- ① GYMNASIUM BELOW RECOMMENDED SIZE
- ② CAFETERIA BELOW RECOMMENDED SIZE
- ③ KINDERGARTEN - BELOW RECOMMENDED SIZE, NO RESTROOMS
- ④ SMALL MEETING AREA IN MEDIA CENTER

EAST HIGH SCHOOL

EDUCATIONAL ADEQ

CORE SPACE SIZES

- CLASSROOM
- SCIENCE
- ART
- FACs
- WORKSHOP
- MUSIC
- LIBRARY
- SPECIAL EDUCATION
- GYMS / PE
- PERFORMANCE
- ADMINISTRATION
- FOOD SERVICE
- TOILETS
- CIRCULATION
- SUPPORT SPACES
- BELOW SF STANDARDS



2ND FLOOR

GENERAL NOTES

- 1 - ROOMS THAT ARE NOT COLORED AND/OR DO NOT HAVE A TAG ARE NOT LISTED ON THE MASTER SCHEDULE
- 2 - ROOMS SIZES ARE COMPARED TO MN GUIDELINES; HOW A ROOM IS USED OR FEWER STUDENTS COULD RESULT IN A SMALLER ROOM BEING SUITABLE FOR PURPOSE

KEY NOTES

- ① GYMNASIUM BELOW RECOMMENDED SIZE
- ② CAFETERIA BELOW RECOMMENDED SIZE
- ③ KINDERGARTEN - BELOW RECOMMENDED SIZE, NO RESTROOMS
- ④ SMALL MEETING AREA IN MEDIA CENTER

EAST HIGH SCHOOL

EDUCATIONAL ADEQUACY

CORE SPACE SIZES

- CLASSROOMS
- SCIENCE
- ART
- FACS
- WORKSHOPS
- MUSIC
- LIBRARY
- SPECIAL EDUCATION
- GYMS / PE
- PERFORMANCE
- ADMINISTRATION
- FOOD SERVICE
- TOILETS
- CIRCULATION
- SUPPORT SPACES
- BELOW SF STANDARDS



GENERAL NOTES

- 1 - ROOMS THAT ARE NOT COLORED AND/OR DO NOT HAVE A TAG ARE NOT LISTED ON THE MASTER SCHEDULE
- 2 - ROOMS SIZES ARE COMPARED TO MN GUIDELINES; HOW A ROOM IS USED OR FEWER STUDENTS COULD RESULT IN A SMALLER ROOM BEING SUITABLE FOR PURPOSE

KEY NOTES

- ① GYMNASIUM BELOW RECOMMENDED SIZE
- ② CAFETERIA BELOW RECOMMENDED SIZE
- ③ KINDERGARTEN - BELOW RECOMMENDED SIZE, NO RESTROOMS
- ④ SMALL MEETING AREA IN MEDIA CENTER

EAST HIGH SCHOOL

CALCULATED ENROLLMENT 1009

CURRENT USAGE				CAPACITY			
CURRENT ENROLLMENT	1053	68%	OF CAPACITY	CALCULATED CAPACITY	1560		
CURRENT GRADE LEVEL	9-12			PLANNED GRADE LEVEL	9-12		
CURRENT PERIODS/DAY	5			PLANNED PERIODS/DAY	5		
CURRENT UTILIZATION	71%			PLANNED UTILIZATION	82%		
				LISTED CAPACITY	1420		

EXISTING

CLASSROOM	NUMBER OF STUDENTS	AVERAGE SECTION SIZE	SECTIONS	PERIODS/DAY/STATION	NUMBER OF STATIONS	UTILIZATION	PROP NUMBER OF STUDENTS	PROP AVE SECTION SIZE	PROP SECTIONS REQUIRED	PR PERIODS/DAY/STATION	PROP STATIONS REQUIRED	EXTRA STATIONS NEEDED	PROP UTILIZATION
ALTERNATE SCHOOL	22	11.0	2	2.0	1	40%	34	34.1	1	1.0	1	0	20%
AVID	86	17.2	5	5.0	1	100%	133	33.3	4	4.0	1	0	80%
BUSINESS	180	15.0	12	4.0	3	80%	279	31.0	9	3.0	3	0	60%
ENGLISH	737	22.3	33	3.7	9	73%	1142	30.1	38	4.2	9	0	84%
ENGLISH AS A SECOND LANGUAGE	94	8.5	11	2.8	4	55%	146	16.2	9	3.0	3	-1	60%
FOREIGN LANGUAGE	171	14.3	12	3.0	4	60%	265	29.5	9	3.0	3	-1	60%
HEALTH	113	16.1	7	3.5	2	70%	175	29.2	6	3.0	2	0	60%
MATH	741	20.6	36	4.0	9	80%	1149	30.2	38	4.2	9	0	84%
SOCIAL STUDIES	631	20.4	31	3.4	9	69%	978	29.6	33	4.1	8	-1	0.8
SPECIAL EDUCATION	232	7.0	33	3.7	9	73%	360	8.0	45	4.1	11	2	82%
STUDY HALL	279	21.5	13	6.5	2	130%	432	30.9	14	4.7	3	1	93%
Total	3,286	16.9	195		53	74%	5,093	27.5	206		53	-	78%
WITHOUT SP ED AND ESL	2,681	19.4	138				4,156	30.1	138				

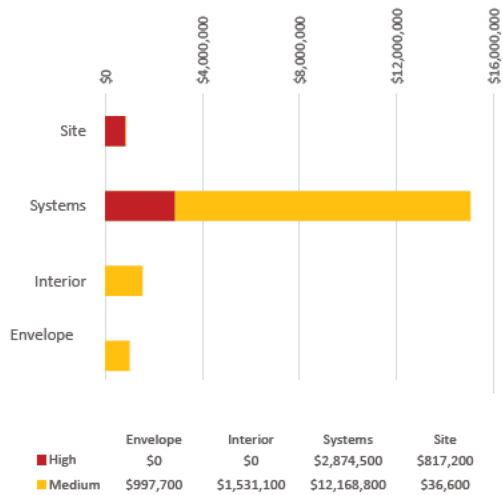
SPECIALIST ROOM	NUMBER OF STUDENTS	AVERAGE SECTION SIZE	SECTIONS	PERIODS/DAY/STATION	NUMBER OF STATIONS	UTILIZATION	PROP NUMBER OF STUDENT	PROP AVE SECTION SIZE	PROP SECTIONS REQUIRED	PR PERIODS/DAY/STATION	PROP STATIONS REQUIRED	EXTRA STATIONS NEEDED	PROP UTILIZATION
AGRICULTURAL SCIENCE	111	27.8	4	4.0	1	80%	172	24.6	7	4.7	1.5	1	93%
ART	186	16.9	11	5.5	2	110%	288	28.8	10	5.0	2	0	100%
FAMILY AND CONSUMER EDUCATION	201	16.8	12	4.0	3	80%	312	24.0	13	4.3	3	0	87%
MUSIC	136	17.0	8	2.7	3	53%	211	26.4	8	2.7	3	0	53%
PERFORMANCE - DRAMA/DANCE	24	24.0	1	1.0	1	20%	37	37.2	1	1.0	1	0	20%
PHYSICAL EDUCATION	267	22.3	12	2	5	48%	413.9	29.6	14.0	4.7	3	-2	0.9
SCIENCE	660	17.4	38	3.8	10	76%	1023	32.0	32	6.4	5	-5	128%
TECHNICAL EDUCATION	176	14.7	12	3	4	60%	272.8	30.3	9.0	4.5	2	-2	0.9
Total	1761	18.0	98		29	68%	2,730	29.0	94		21	(8.5)	92%

- STUDY HALL USE (2) STATIONS AND THEN IS DISTRIBUTED THROUGHOUT THE OHER STATIONS

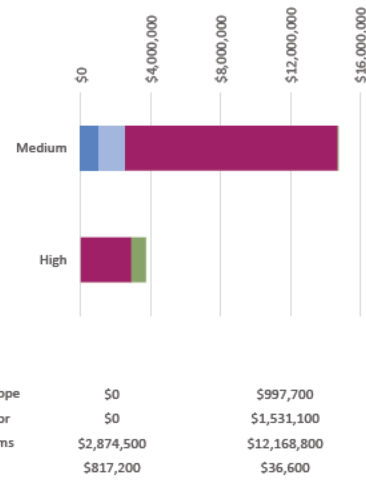
- AG SCI HAS (1) SECTION AND SHARES WITH ANOTHER SCIENCE

EAST HIGH

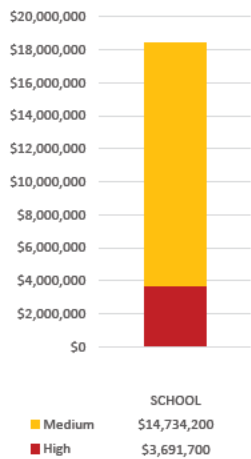
CONSTRUCTION COST BY SCOPE



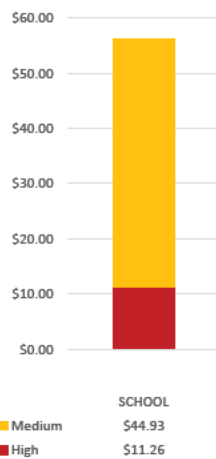
CONSTRUCTION SCOPE BY PRIORITY



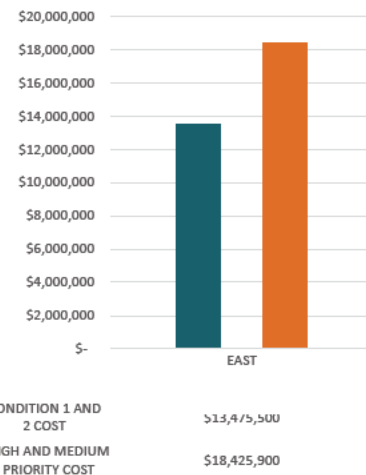
COST BY PRIORITY



COST PER SF BY PRIORITY



COST BY PRIORITY AND BY CONDITION



ORIGINAL YEAR OF CONSTRUCTION **1924**

UNWEIGHTED AVERAGE BUILDING AGE **57**

CONDITION 1 AND 2 COST AS A PERCENTAGE OF REPLACEMENT COST **11%**

HIGH AND MEDIUM PRIORITY COSTS AS A PERCENTAGE OF REPLACEMENT COST **15%**

CALCULATED CAPACITY **1,560**

HIGHEST PROJECTED ENROLLMENT **1,162**

EXTRA SEATS SEATS AT MAXIMUM ENROLLMENT **398**

SF/STUDENT AT HIGHEST PROJECTED ENROLLMENT **272**

AVERAGE NUMBER OF STUDENTS IN A STANDARD CLASSROOM **20**

EDUCATIONAL ADEQUACY SCORES

INDIVIDUAL	1
ONE ON ONE	2
COLLABORATIVE	2
PRESENTATION	3
LARGE GROUP	3
VISIBLE CONNECTIONS	2
CONNECTION TO OUTDOORS	2
FLEXIBLE SPACES	2
WELCOMING ENTRY	2
SCHOOL IDENTITY/VALUES ON DISPLAY	2
CELEBRATE STUDENT WORK	2
COMMUNITY SPACE	3
SECURE ENTRY	2
BUILDING ZONING	1
RESTROOM SAFETY	2
FURNITURE	2
DAYLIGHTING	2
ARTIFICIAL LIGHTING	3
ACOUSTICS	2
INDOOR AIR QUALITY	2
THERMAL COMFORT	2
TECHNOLOGY	2
PLAY GROUNDS	
ACCESSIBLE PLAYGROUNDS	2
OUTDOOR CLASSROOM	2
ENVIRONMENTAL LEARNING	2
BIKE RACKS	3
AVERAGE	2.1

REPLACEMENT COST LESS CONDITION 1 AND 2 COST AS A PERCENTAGE **89%**

REPLACEMENT COST LESS HIGH AND MEDIUM PRIORITY COST AS A PERCENTAGE **85%**

PERCENTAGE OF RIGHT SIZED ROOMS **88%**

AVERAGE NUMBER OF STUDENTS IN A STANDARD CLASSROOM AS A PERCENTAGE OF BOARD TARGET **68%**

CURRENT CLASSROOM UTILIZATION **71%**

PERCENTAGE OF MAXIMUM ENROLLMENT TO CAPACITY **69%**

EDUCATIONAL ADEQUACY SCORE **71%**

FACILITY AND EDUCATIONAL ADEQUACY SCORE

77

PREBLE HIGH

1 VARIETY OF SPACES:

- Little variation in types of spaces
- Some classrooms, and some FACE rooms are below recommended size
- Need additional meeting space for student services and Administration
- Auditorium needs updating addressing acoustics, seating and general tired look
- Locker Rooms need redesign
- Could look at separate rooms for band and orchestra
- Science rooms could be updated

2 CONNECTION AND FLEXIBLE SPACES:

- Little connection between spaces
- Little variation in types and mobility of furniture

3 IDENTITY AND COMMUNITY:

- Little signage to reinforce school identity and sense of belonging

4 SAFETY AND SECURITY:

- Recommend updating entrance to route visitors via the front office before entering the school proper

- Limited zoning possible

5 QUALITY ENVIRONMENT:

- Recent updates made to lighting
- Some issues with heating and cooling and also air quality in basement

6 SITE:

- No off-street parent drop-off; traffic often gets backed up
- Athletic fields are on site except some training fields and tennis courts which are bisected by the property line with the City
- No competition soccer field
- Track needs replacing

7 CAPACITY:

- Enrollment is 88% of capacity

EDUCATIONAL ADEQUACY

● SITE SIZE

SITE SAFETY

- TRAFFIC FLOW
- SEPARATE TRAFFIC FLOW
- BUS DROP-OFF
- CAR DROP-OFF
- PEDESTRIAN
- BIKE TRAFFIC

SITE AMENITIES

- ADEQUATE PARKING
- ATHLETIC FIELDS
- PLAYGROUNDS
- ACCESSIBLE PLAYGROUND
- OUTDOOR CLASSROOM
- ENVIRONMENTAL LEARNING
- BIKE RACKS

PREBLE HIGH

SITE ANALYSIS

SITE: **28.1 ACRES**
 BUILDING: 424,200 SF

KEY

- PARKING
- DROP-OFF/PICK-UP
- HEAVY TRAFFIC
- PROPERTY LINE
- SCHOOL BUS
- ➔ ENTRY
- ➔ STUDENT ENTRY
- ♿ HANDICAP PARKING
- 🚲 BIKE RACK



GENERAL NOTES

- 1 - NO OFF-STREET PARENT DROP-OFF
- 2 - BASEBALL AND SOCCER ARE PLAYED OFF-SITE
- 3 - FOOTBALL IS PLAY AT EAST HIGH SCHOOL

KEY NOTES

- ① RECOMMEND INSTALLING SYNTHETIC TURF AND VISITING BLEACHERS
- ② SCHOOL WOULD LIKE TO RELOCATE LONG JUMP TO THIS LOCATION
- ③ UPDATE ATHLETIC ENTRY
- ④ REQUIRED ADA PARKING IN THIS LOT
- ⑤ TRACK AT END OF USABLE LIFE - REPLACE

VARIETY OF SPACES

- INDIVIDUAL
- ONE ON ONE
- COLLABORATIVE
- PRESENTATION
- LARGE GROUP

CONNECTION & FLEXIBLE SPACES

- FLEXIBLE SPACES
- VISIBLE CONNECTION
- CONNECTION TO OUTDOORS

IDENTITY AND COMMUNITY

- WELCOMING ENTRY
- SCHOOL IDENTITY / VALUES
- CELEBRATES STUDENT WORK
- COMMUNITY SPACE

SAFETY AND SECURITY

- SECURE ENTRY
- BUILDING ZONING
- RESTROOM SAFETY

INDOOR ENVIRONMENT

- FURNITURE
- DAYLIGHTING
- LIGHTING
- ACOUSTICS
- INDOOR AIR QUALITY
- TECHNOLOGY

PREBLE HIGH

1ST FLOOR

EDUCATIONAL ADEQUACY

CLASSROOMS: 77/35
 CAPACITY: 2,300
 ENROLLMENT: 2,029
 SF/STUDENT 209

CORE SPACE SIZES

- CLASSROOMS
- SCIENCE
- ART
- FACS
- WORKSHOPS
- MUSIC
- LIBRARY
- STUDENT SERVICES
- GYMS / PE
- PERFORMANCE
- ADMINISTRATION
- FOOD SERVICE
- TOILETS
- CIRCULATION
- SUPPORT SPACES
- COMMUNITY
- BELOW SF STANDARDS



GENERAL NOTES

- 1 - ROOMS THAT ARE NOT COLORED AND/OR DO NOT HAVE A TAG ARE NOT LISTED ON THE MASTER SCHEDULE
- 2 - POOR AIR QUALITY IN SOME CLASSROOMS AND BASE MENT
- 3 - ROOMS SIZES ARE COMPARED TO MN GUIDELINES; HOW A ROOM IS USED OR FEWER STUDENTS COULD RESULT IN A SMALLER ROOM BEING SUITABLE FOR PURPOSE

KEY NOTES

- ① CLASSROOM BELOW RECOMMENDED SIZE
- ② AUDITORIUM HAS POOR ACOUSTICS

PREBLE HIGH

2ND FLOOR
EDUCATIONAL

CORE SPACE SCHEDULE

- CLASS
- SCIENCE
- ART
- FACILITIES
- WORK
- MUSIC
- LIBRARY
- STUDENT SERVICES
- GYMS / PE
- PERFORMANCE
- ADMINISTRATION
- FOOD SERVICE
- TOILETS
- CIRCULATION
- SUPPORT SPACES
- COMMUNITY
- BELOW SF STANDARDS



GENERAL NOTES

- 1 - ROOMS THAT ARE NOT COLORED AND/OR DO NOT HAVE A TAG ARE NOT LISTED ON THE MASTER SCHEDULE
- 2 - ROOMS SIZES ARE COMPARED TO MN GUIDELINES; HOW A ROOM IS USED OR FEWER STUDENTS COULD RESULT IN A SMALLER ROOM BEING SUITABLE FOR PURPOSE

KEY NOTES

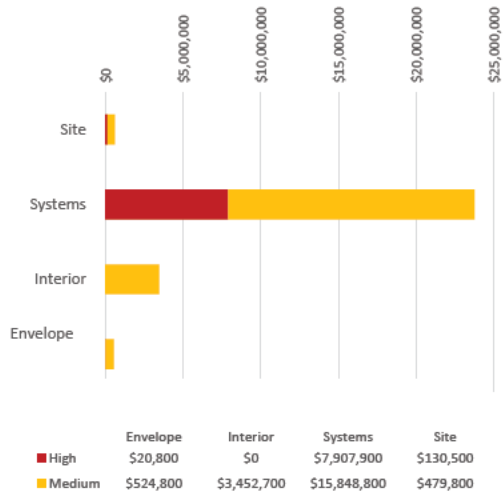
- ① CLASSROOM BELOW RECOMMENDED SIZE

PREBLE HIGH SCHOOL		CURRENT USAGE						CAPACITY						
CALCULATED ENROLLMENT		CURRENT ENROLLMENT		1979	86% OF CAPACITY		CALCULATED CAPACITY		2300					
1705		CURRENT GRADE LEVEL		9-12			PLANNED GRADE LEVEL		9-12					
		CURRENT PERIODS/DAY		8			PLANNED PERIODS/DAY		8					
		CURRENT UTILIZATION		81%			PLANNED UTILIZATION		82%					
							LISTED CAPACITY		1903					
EXISTING														
CLASSROOM	NUMBER OF STUDENTS	AVERAGE SECTION SIZE	SECTIONS	PERIODS/DAY/STATION	NUMBER OF STATIONS	UTILIZATION	PROP NUMBER OF STUDENTS	PROP AVE SECTION SIZE	PROP SECTIONS REQUIRED	PR PERIODS/DAY/STATION	PROP STATIONS REQUIRED	EXTRA STATIONS NEEDED	PROP UTILIZATION	
ALTERNATE SCHOOL	44	11.0	4	4.0	1	50%	59	29.7	2	2.0	1	0	25%	
BUSINESS	652	22.5	29	7.3	4	91%	880	30.4	29	7.3	4	0	91%	
ENGLISH	1973	20.6	96	6.9	14	86%	2664	29.9	89	6.4	14	0	79%	
ENGLISH AS A SECOND LANGUAGE	199	10.0	20	6.7	3	83%	269	15.8	17	5.7	3	0	71%	
FOREIGN LANGUAGE	531	17.1	31	5.2	6	65%	717	29.9	24	6.0	4	-2	75%	
HEALTH	201	28.7	7	7.0	1	88%	271	30.2	9	4.5	2	1	56%	
MATH	1919	21.6	89	5.9	15	74%	2591	30.1	86	6.1	14	-1	77%	
SOCIAL STUDIES	1914	22.5	85	6.1	14	76%	2584	30.0	86	6.6	13	-1	0.8	
SPECIAL EDUCATION	548	7.9	69	6.3	11	78%	740	29.6	25	6.3	4	-7	78%	
STUDY HALL	1166	15.8	74	9.3	8	116%	1574	8.0	197	6.8	29	21	85%	
Total	9,147	18.1	504		77	82%	12,348	26.4	564		88	11.0	80%	
WITHOUT SP ED AND ESL	7,234.0	21.2	341.0				9,765.9	30.0	325.0					
SPECIALIST ROOM	NUMBER OF STUDENTS	AVERAGE SECTION SIZE	SECTIONS	PERIODS/DAY/STATION	NUMBER OF STATIONS	UTILIZATION	PROP NUMBER OF STUDENT	PROP AVE SECTION SIZE	PROP SECTIONS REQUIRED	PR PERIODS/DAY/STATION	PROP STATIONS REQUIRED	EXTRA STATIONS NEEDED	PROP UTILIZATION	
AGRICULTURAL SCIENCE	156	19.5	8	8	1	100%	211	23.4	9	6.0	1.5	1	75%	
ART	308	19.3	16	8	2	100%	416	27.7	15	7.5	2	0	94%	
FAMILY AND CONSUMER EDUCATION	565	21.7	26	7	4	81%	763	23.8	32	8.0	4	0	100%	
MUSIC	282	21.7	13	4	3	54%	381	25.4	15	5.0	3	0	63%	
PHYSICAL EDUCATION	845	24.9	34	7	5	85%	1140.8	30.0	38.0	6.3	6	1	0.8	
SCIENCE	1694	19.7	86	6	15	72%	2287	32.2	71	7.1	10	-5	89%	
TECHNICAL EDUCATION	641	17.3	37	7	5	93%	865.4	29.8	29.0	7.3	4	-1	0.9	
Total	4491	20.4	220		35	79%	6,063	29.0	209		31	-5	86%	

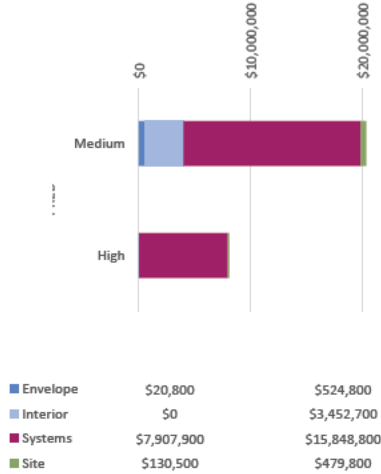
- AG SCI TO USE UNDERUTILIZED SCI ROOM
 - FACE AT 100%

PREBLE HIGH

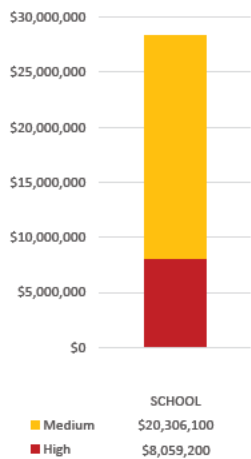
CONSTRUCTION COST BY SCOPE



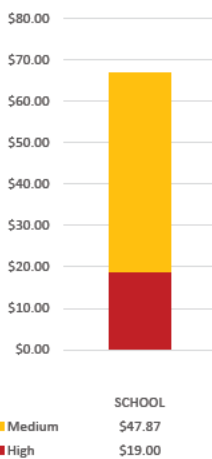
CONSTRUCTION SCOPE BY PRIORITY



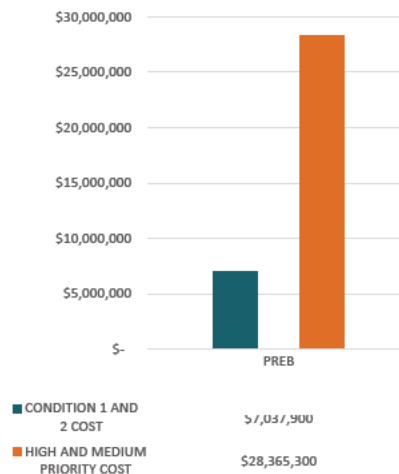
COST BY PRIORITY



COST PER SF BY PRIORITY



COST BY PRIORITY AND BY CONDITION



ORIGINAL YEAR OF CONSTRUCTION 1954

UNWEIGHTED AVERAGE BUILDING AGE 52

CONDITION 1 AND 2 COST AS A PERCENTAGE OF REPLACEMENT COST 4%

HIGH AND MEDIUM PRIORITY COSTS AS A PERCENTAGE OF REPLACEMENT COST 18%

CALCULATED CAPACITY 2,300

HIGHEST PROJECTED ENROLLMENT 2,096

EXTRA SEATS SEATS AT MAXIMUM ENROLLMENT 204

SF/STUDENT AT HIGHEST PROJECTED ENROLLMENT 195

AVERAGE NUMBER OF STUDENTS IN A STANDARD CLASSROOM 26

EDUCATIONAL ADEQUACY SCORES

INDIVIDUAL	1
ONE ON ONE	2
COLLABORATIVE	2
PRESENTATION	3
LARGE GROUP	2
VISIBLE CONNECTIONS	2
CONNECTION TO OUTDOORS	2
FLEXIBLE SPACES	2
WELCOMING ENTRY	3
SCHOOL IDENTITY/VALUES ON DISPLAY	2
CELEBRATE STUDENT WORK	2
COMMUNITY SPACE	2
SECURE ENTRY	1
BUILDING ZONING	2
RESTROOM SAFETY	2
FURNITURE	2
DAYLIGHTING	2
ARTIFICIAL LIGHTING	3
ACOUSTICS	2
INDOOR AIR QUALITY	3
THERMAL COMFORT	2
TECHNOLOGY	2
PLAY GROUNDS	
ACCESSIBLE PLAYGROUNDS	
OUTDOOR CLASSROOM	1
ENVIRONMENTAL LEARNING	1
BIKE RACKS	3
AVERAGE	2.0

REPLACEMENT COST LESS CONDITION 1 AND 2 COST AS A PERCENTAGE 96%

REPLACEMENT COST LESS HIGH AND MEDIUM PRIORITY COST AS A PERCENTAGE 82%

PERCENTAGE OF RIGHT SIZED ROOMS 77%

AVERAGE NUMBER OF STUDENTS IN A STANDARD CLASSROOM AS A PERCENTAGE OF BOARD TARGET 88%

CURRENT CLASSROOM UTILIZATION 81%

PERCENTAGE OF MAXIMUM ENROLLMENT TO CAPACITY 88%

EDUCATIONAL ADEQUACY SCORE 68%

FACILITY AND EDUCATIONAL ADEQUACY SCORE 83

SOUTHWEST HIGH

1 VARIETY OF SPACES:

- Little variation in types of spaces
- Some classrooms are below recommended size

2 CONNECTION AND FLEXIBLE SPACES:

- Little connection between spaces
- Little variation in types and mobility of furniture

3 IDENTITY AND COMMUNITY:

- Signage helps to reinforce school identity and sense of belonging

4 SAFETY AND SECURITY:

- Recommend updating entrance to route visitors via the front office before entering the school proper
- No building zoning possible

5 QUALITY ENVIRONMENT:

- Average levels of lighting, air quality, and acoustics

6 SITE:

- Parking is not next to the main entrance
- Drop-off and pick-up are challenging
- Athletic fields are on District property

7 CAPACITY:

- Enrollment is 72% of capacity

EDUCATIONAL ADEQUACY

● SITE SIZE

SITE SAFETY

- TRAFFIC FLOW
- SEPARATE TRAFFIC FLOW
- BUS DROP-OFF
- CAR DROP-OFF
- PEDESTRIAN
- BIKE TRAFFIC

SITE AMENITIES

- ADEQUATE PARKING
- ATHLETIC FIELDS
- PLAYGROUNDS
- ACCESSIBLE PLAYGROUND
- OUTDOOR CLASSROOM
- ENVIRONMENTAL LEARNING
- BIKE RACKS

SOUTHWEST
HIGH SCHOOL

SITE ANALYSIS

SITE: **28.1 ACRES**
BUILDING: 424,200 SF

KEY

- PARKING
- DROP-OFF/PICK-UP
- HEAVY TRAFFIC
- PROPERTY LINE
- SCHOOL BUS
- BUS ROUTE
- ENTRY
- STUDENT ENTRY
- ♿ HANDICAP PARKING
- 🚲 BIKE RACK

GENERAL NOTES

1 - NO OFF-STREET PARENT DROP-OFF



KEY NOTES

- ① REPLACE/UPDATE TO MATCH SCHOOL BRANDING
- ② POSSIBLY EXTEND PARKING
- ③ POSSIBLE AREA FOR OUTDOOR CLASSROOM
- ④ IMPROVE SCHOOL BRANDING AT MAIN ENTRY
- ⑤ PARKING LOTS CONGESTED AT DISMISSAL

VARIETY OF SPACES

- INDIVIDUAL
- ONE ON ONE
- COLLABORATIVE
- PRESENTATION
- LARGE GROUP

CONNECTION & FLEXIBLE SPACES

- FLEXIBLE SPACES
- VISIBLE CONNECTION
- CONNECTION TO OUTDOORS

IDENTITY AND COMMUNITY

- WELCOMING ENTRY
- SCHOOL IDENTITY / VALUES
- CELEBRATES STUDENT WORK
- COMMUNITY SPACE

SAFETY AND SECURITY

- SECURE ENTRY
- BUILDING ZONING
- RESTROOM SAFETY

INDOOR ENVIRONMENT

- FURNITURE
- DAYLIGHTING
- LIGHTING
- ACOUSTICS
- INDOOR AIR QUALITY
- TECHNOLOGY

SOUTHWEST HIGH SCHOOL

1ST FLOOR

EDUCATIONAL ADEQUACY

CLASSROOMS: 52/24
 CAPACITY: 1540
 ENROLLMENT: 1115
 SF/STUDENT 284

CORE SPACE SIZES

- CLASSROOMS
- SCIENCE
- ART
- FACS
- WORKSHOPS
- MUSIC
- LIBRARY
- STUDENT SERVICES
- GYMS / PE
- PERFORMANCE
- ADMINISTRATION
- FOOD SERVICE
- TOILETS
- CIRCULATION
- SUPPORT SPACES
- COMMUNITY
- BELOW SF STANDARDS



- 1 - ROOMS THAT ARE NOT COLORED ARE NOT LISTED ON THE MASTER SCHEDULE
- 2 - ROOMS SIZES ARE COMPARED TO MN GUIDELINES; HOW A ROOM IS USED OR FEWER STUDENTS COULD RESULT IN A SMALLER ROOM BEING SUITABLE FOR PURPOSE

- ① CLASSROOM BELOW RECOMMENDED SIZE
- ② PRINCIPAL WOULD LIKE TO INFILL POOL WITH HEALTH AND FITNESS
- ③ PRINCIPAL WOULD LIKE RELOCATE THE MAIN OFFICES TO THE NORTH

SOUTHWEST HIGH SCHOOL

2ND FLOOR
EDUCATIONAL ADEQUACY

CORE SPACE SIZES

- CLASSROOMS
- KINDERGARTEN
- ART
- FACS
- WORKSHOPS
- MUSIC
- LIBRARY
- SPECIAL EDUCATI
- GYMS / PE
- PERFORMANCE
- ADMINISTRATION
- FOOD SERVICE
- TOILETS
- CIRCULATION
- SUPPORT SPACES
- BELOW SF STANDARDS



GENERAL NOTES

- 1 - ROOMS THAT ARE NOT COLORED ARE NOT LISTED ON THE MASTER SCHEDULE
- 2 - ROOMS SIZES ARE COMPARED TO MN GUIDELINES; HOW A ROOM IS USED OR FEWER STUDENTS COULD RESULT IN A SMALLER ROOM BEING SUITABLE FOR PURPOSE

KEY NOTES

- ① CLASSROOM BELOW RECOMMENDED SIZE

SOUTHWEST HIGH SCHOOL		CURRENT USAGE			CAPACITY		
CALCULATED ENROLLMENT	879	CURRENT ENROLLMENT	1085	70% OF CAPACITY	CALCULATED CAPACITY	1540	
		CURRENT GRADE LEVEL	9-12		PLANNED GRADE LEVEL	9-12	
		CURRENT PERIODS/DAY	8		PLANNED PERIODS/DAY	8	
		CURRENT UTILIZATION	65%		PLANNED UTILIZATION	77%	
					LISTED CAPACITY	1552	

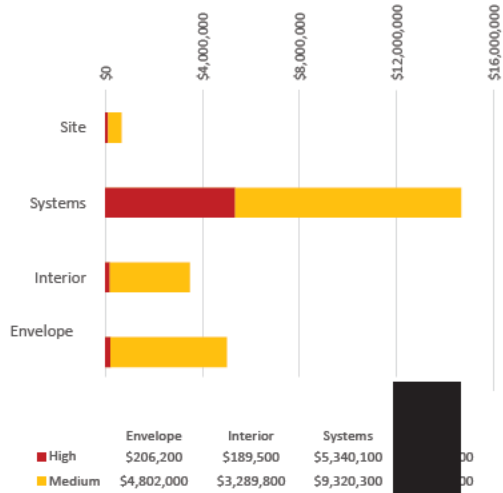
CLASSROOM	EXISTING						PROPOSED							
	NUMBER OF STUDENTS	AVERAGE SECTION SIZE	SECTIONS	PERIODS/DAY/STATION	NUMBER OF STATIONS	UTILIZATION	PROP NUMBER OF STUDENTS	PROP AVE SECTION SIZE	PROP SECTIONS REQUIRED	PR PERIODS/DAY/STATION	PROP STATIONS REQUIRED	EXTRA STATIONS NEEDED	PROP UTILIZATION	
AVID	16	4.0	4	4.2	1	52%	28	28.0	1	1.0	1	0	12%	
BUSINESS	205	15.8	13	6.8	2	85%	359	29.9	12	5.8	2	0	73%	
ENGLISH	1034	24.0	43	5.0	9	62%	1810	30.2	60	6.5	9	0	81%	
ENGLISH AS A SECOND LANGUAGE	93	9.3	10	5.0	2	63%	163	16.3	10	5.0	2	0	63%	
FOREIGN LANGUAGE	382	15.9	24	5.0	5	63%	669	30.4	22	4.3	5	0	54%	
HEALTH	145	20.7	7	3.6	2	46%	254	31.7	8	3.9	2	0	49%	
MATH	997	19.5	51	5.3	10	66%	1745	30.1	58	6.3	9	-1	78%	
SOCIAL STUDIES	936	24.6	38	4.8	8	59%	1638	29.8	55	6.7	8	0	0.8	
SPECIAL EDUCATION	402	6.8	59	5.1	12	64%	704	8.0	88	6.6	13	1	82%	
STUDY HALL	557	29.3	19	19.0	1	238%	975	30.5	32	6.4	5	-4	80%	
Total	4,767	17.8	268		52	64%	8,342	26.5	346		56.0	4.0	77%	
WITHOUT SP ED AND ESL	3,733.0	20.3	184.0				6,532.8	30.2	216.0					

SPECIALIST ROOM	NUMBER OF STUDENTS	AVERAGE SECTION SIZE	SECTIONS	PERIODS/DAY/STATION	NUMBER OF STATIONS	UTILIZATION	PROP NUMBER OF STUDENT	PROP AVE SECTION SIZE	PROP SECTIONS REQUIRED	PR PERIODS/DAY/STATION	PROP STATIONS REQUIRED	EXTRA STATIONS NEEDED	PROP UTILIZATION
AGRICULTURAL SCIENCE	90	10.0	9	9.0	1	113%	158	22.5	7	7.0	1	0	88%
ART	131	13.1	10	3.3	3	42%	229	28.7	8	2.7	3	0	33%
FAMILY AND CONSUMER EDUCATION	264	16.5	16	8.0	2	100%	462	28.9	16	5.3	3	1	67%
MUSIC	269	26.9	10	5.0	2	63%	471	29.4	16	5.3	3	1	67%
PHYSICAL EDUCATION	443	23.3	19	5	4	59%	775.3	29.8	26.0	6.5	4	0	0.8
SCIENCE	901	18.4	49	5.4	9	68%	1577	32.2	49	7.0	7	-2	88%
TECHNICAL EDUCATION	167	11.9	14	5	3	58%	292.3	29.2	10.0	10.0	1	-2	1.3
Total	2265	17.8	127		24	1	3,964	30.0	132		22	-2	75%

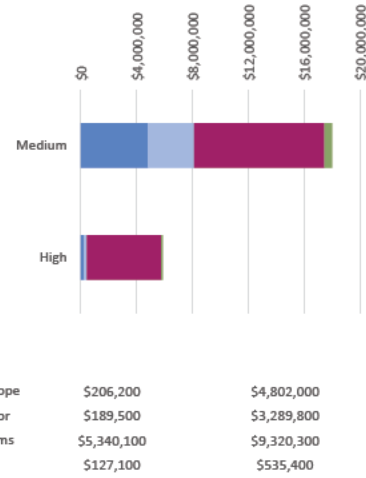
- FACE SECTION SIZE 28.9, 100% UTIL
 - MUSIC SECTION SIZE 29.4, 100% UTIL

SOUTHWEST HIGH

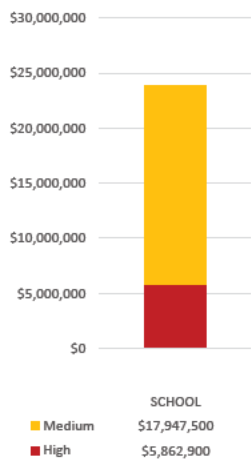
CONSTRUCTION COST BY SCOPE



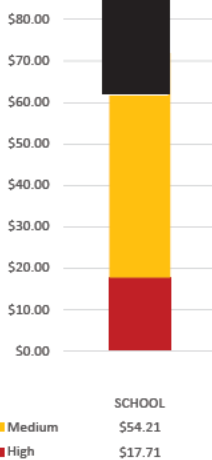
CONSTRUCTION SCOPE BY PRIORITY



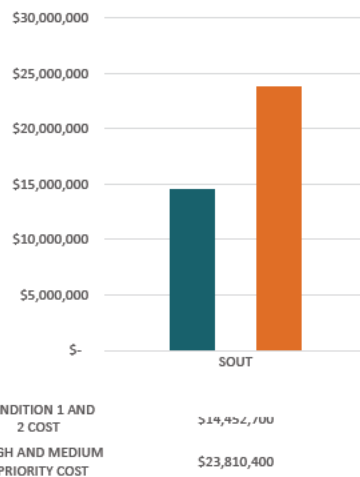
COST BY PRIORITY



COST PER SQUARE FOOT BY PRIORITY



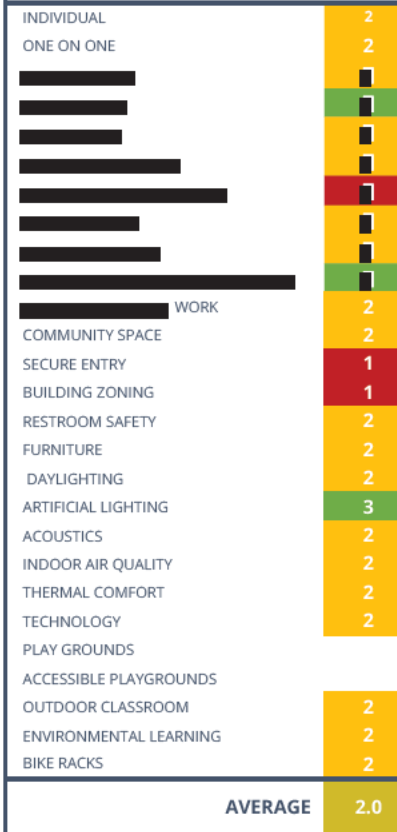
COST BY PRIORITY AND BY CONDITION



ORIGINAL YEAR OF CONSTRUCTION 1970

UNWEIGHTED AVERAGE BUILDING AGE 37

EDUCATIONAL ADEQUACY SCORES



CONDITION 1 AND 2 COST AS A PERCENTAGE OF REPLACEMENT COST	12%
HIGH AND MEDIUM PRIORITY COSTS AS A PERCENTAGE OF REPLACEMENT COST	19%
CALCULATED CAPACITY	1,540
HIGHEST PROJECTED ENROLLMENT	1,150
EXTRA SEATS SEATS AT MAXIMUM ENROLLMENT	390
SF/STUDENT AT HIGHEST PROJECTED ENROLLMENT	275
AVERAGE NUMBER OF STUDENTS IN A STANDARD CLASSROOM	21

REPLACEMENT COST LESS CONDITION 1 AND 2 COST AS A PERCENTAGE	88%
REPLACEMENT COST LESS HIGH AND MEDIUM PRIORITY COST AS A PERCENTAGE	81%
PERCENTAGE OF RIGHT SIZED ROOMS	92%
AVERAGE NUMBER OF STUDENTS IN A STANDARD CLASSROOM AS A PERCENTAGE OF BOARD TARGET	71%
CURRENT CLASSROOM UTILIZATION	65%
PERCENTAGE OF MAXIMUM ENROLLMENT TO CAPACITY	72%
EDUCATIONAL ADEQUACY SCORE	67%

FACILITY AND EDUCATIONAL ADEQUACY SCORE

77

WEST HIGH

1 VARIETY OF SPACES:

- Little variation in types of spaces
- Art, Music and Gym are below recommended size
- Historic old library and theater
- Science rooms could be updated
- There is a staff planning room but it is not used
- Access to weight room is difficult; some flaking of material happens underneath when weights are dropped

2 CONNECTION AND FLEXIBLE SPACES:

- Little connection between spaces
- Little variation in types and mobility of furniture

3 IDENTITY AND COMMUNITY:

- Little signage to reinforce school identity and sense of belonging

4 SAFETY AND SECURITY:

- Recommend updating entrance to route visitors via the front office before entering the school proper
- Limited building zoning possible
- Inclusive restrooms should be in a more supervisable location

5 QUALITY ENVIRONMENT:

- Average levels of lighting, air quality, thermal comfort and acoustics

6 SITE:

- Athletic fields are on City property. They need updating
- No off-street parent drop-off

7 CAPACITY:

- Enrollment is 61% of capacity

EDUCATIONAL ADEQUACY

● SITE SIZE

SITE SAFETY

- TRAFFIC FLOW
- SEPARATE TRAFFIC FLOW
- BUS DROP-OFF
- CAR DROP-OFF
- PEDESTRIAN
- BIKE TRAFFIC

SITE AMENITIES










- ADEQUATE PARKING
- ATHLETIC FIELDS
- PLAYGROUNDS
- ACCESSIBLE PLAYGROUND
- OUTDOOR CLASSROOM
- ENVIRONMENTAL LEARNING
- BIKE RACKS

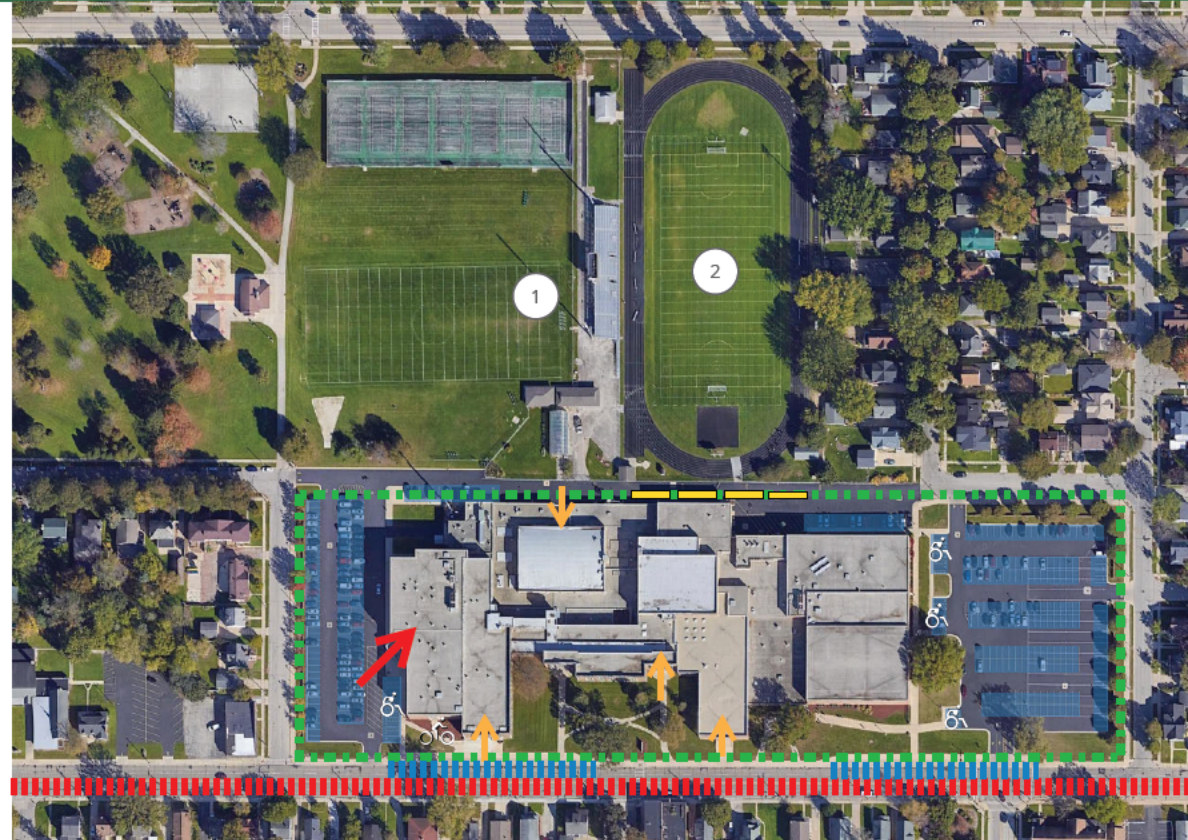
WEST
HIGH SCHOOL

SITE ANALYSIS

SITE: **10.2 ACRES**
BUILDING: 285,600 SF

KEY

-  PARKING
-  DROP-OFF/PICK-UP
-  HEAVY TRAFFIC
-  PROPERTY LINE
-  SCHOOL BUS
-  ENTRY
-  STUDENT ENTRY
-  HANDICAP PARKING
-  BIKE RACK



GENERAL NOTES

1 - NO OFF-STREET PARENT DROP-OFF

KEY NOTES

- ① ATHLETIC FIELDS OWNED BY CITY
- ② PROVIDE SYNTHETIC TURF FOR INCREASED USAGE

VARIETY OF SPACES

- INDIVIDUAL
- ONE ON ONE
- COLLABORATIVE
- PRESENTATION
- LARGE GROUP

CONNECTION & FLEXIBLE SPACES

- FLEXIBLE SPACES
- VISIBLE CONNECTION
- CONNECTION TO OUTDOORS

IDENTITY AND COMMUNITY

- WELCOMING ENTRY
- SCHOOL IDENTITY / VALUES
- CELEBRATES STUDENT WORK
- COMMUNITY SPACE

SAFETY AND SECURITY

- SECURE ENTRY
- BUILDING ZONING
- RESTROOM SAFETY

INDOOR ENVIRONMENT

- FURNITURE
- DAYLIGHTING
- LIGHTING
- ACOUSTICS
- INDOOR AIR QUALITY
- TECHNOLOGY

WEST HIGH

1ST FLOOR

EDUCATIONAL ADEQUAC

CLASSROOMS: 47/2
 CAPACITY: 1300
 ENROLLMENT: 788
 SF/STUDENT 343

CORE SPACE SIZES

- CLASSROOMS
- SCIENCE
- ART
- FACS
- WORKSHOPS
- MUSIC
- LIBRARY
- STUDENT SERVICES
- GYMS / PE
- PERFORMANCE
- ADMINISTRATION
- FOOD SERVICE
- TOILETS
- CIRCULATION
- SUPPORT SPACES
- COMMUNITY
- BELOW SF STANDARDS



GENERAL NOTES

- 1 - ROOMS THAT ARE NOT COLORED AND/OR DO NOT HAVE A TAG ARE NOT LISTED ON THE MASTER SCHEDULE

KEY NOTES

- ① CLASSROOM BELOW RECOMMENDED SIZE

2ND FLOOR
EDUCATIONAL ADEQU

CORE SPACE SIZES

- CLASSROOMS
- SCIENCE
- ART
- FACS
- WORKSHOPS
- MUSIC
- LIBRARY
- STUDENT SERVICES
- GYMS / PE
- PERFORMANCE
- ADMINISTRATION
- FOOD SERVICE
- TOILETS
- CIRCULATION
- SUPPORT SPACES
- COMMUNITY
- BELOW SF STANDARDS



GENERAL NOTES

- 1 - ROOMS THAT ARE NOT COLORED AND/OR DO NOT HAVE A TAG ARE NOT LISTED ON THE MASTER SCHEDULE

KEY NOTES

- ① CLASSROOM BELOW RECOMMENDED SIZE

3RD FLOOR
EDUCATIONAL ADEQUACY

CORE SPACE SIZES

- CLASSROOMS
- SCIENCE
- ART
- FACS
- WORKSHOPS
- MUSIC
- LIBRARY
- STUDENT SERVICES
- GYMS / PE
- PERFORMANCE
- ADMINISTRATION
- FOOD SERVICE
- TOILETS
- CIRCULATION
- SUPPORT SPACES
- COMMUNITY
- BELOW SF STANDARDS



GENERAL NOTES

- 1 - ROOMS THAT ARE NOT COLORED AND/OR DO NOT HAVE A TAG ARE NOT LISTED ON THE MASTER SCHEDULE

KEY NOTES

- ① CLASSROOM BELOW RECOMMENDED SIZE

WEST HIGH SCHOOL

CALCULATED ENROLLMENT

573

CURRENT USAGE				CAPACITY			
CURRENT ENROLLMENT	772	59% OF CAPACITY		CALCULATED CAPACITY	1300		
CURRENT GRADE LEVEL	9-12			PLANNED GRADE LEVEL	9-12		
CURRENT PERIODS/DAY	8			PLANNED PERIODS/DAY	8		
CURRENT UTILIZATION	62%			PLANNED UTILIZATION	81%		
				LISTED CAPACITY	1289		

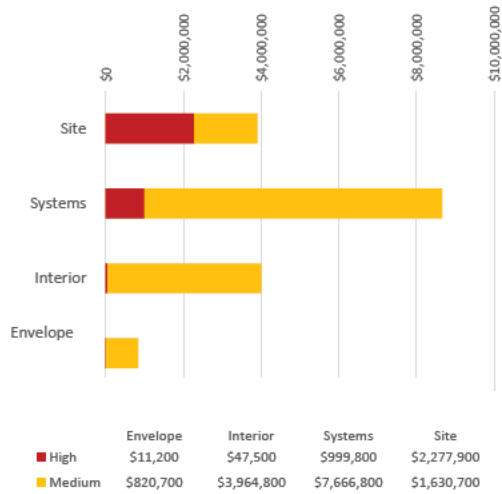
EXISTING

CLASSROOM	NUMBER OF STUDENTS	AVERAGE SECTION SIZE	SECTIONS	PERIODS/ DAY/ STATION	NUMBER OF STATIONS	UTILIZATION	PROP NUMBER OF STUDENTS	PROP AVE SECTION SIZE	PROP SECTIONS REQUIRED	PR PERIODS/ DAY/ STATION	PROP STATIONS REQUIRED	EXTRA STATIONS NEEDED	PROP UTILIZATION
ALTERNATE SCHOOL	96	4.4	22	22.0	1	275%	218	31.1	7	7.0	1	0	88%
AVID	41	10.3	4	4.0	1	50%	93	31.0	3	0.0	0	-1	0%
BUSINESS	157	14.3	11	3.7	3	46%	356	29.7	12	6.0	2	-1	75%
ENGLISH	665	18.0	37	5.3	7	66%	1510	30.2	50	7.1	7	0	89%
ENGLISH AS A SECOND LANGUAGE	23	11.5	2	2.0	1	25%	52	17.4	3	0.0	0	-1	0%
FOREIGN LANGUAGE	243	10.6	23	5.8	4	72%	552	30.6	18	6.0	3	-1	75%
HEALTH	80	26.7	3	3.0	1	38%	182	30.3	6	6.0	1	0	75%
HOME	32	4.6	7	0.0	0	0%	73	36.3	2	2.0	1	1	25%
MATH	606	14.8	41	5.1	8	64%	1376	29.9	46	5.8	8	0	72%
SOCIAL STUDIES	651	18.6	35	5.0	7	63%	1478	30.2	49	7.0	7	0	0.9
SPECIAL EDUCATION	310	7.6	41	3.4	12	43%	704	8.0	88	6.8	13	1	85%
STUDY HALL	291	22.4	13	6.5	2	81%	661	8.0	83	6.9	12	10	86%
Total	3,195	13.4	239		47	64%	7,253	26.1	367		55.0	8.0	83%
WITHOUT SP ED AND ESL	2,571	17.4	148				4,358	30.3	144				

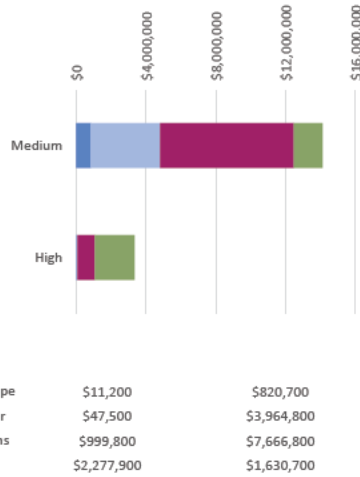
SPECIALIST ROOM	NUMBER OF STUDENTS	AVERAGE SECTION SIZE	SECTIONS	PERIODS/ DAY/ STATION	NUMBER OF STATIONS	UTILIZATION	PROP NUMBER OF STUDENT	PROP AVE SECTION SIZE	PROP SECTIONS REQUIRED	PR PERIODS/ DAY/ STATION	PROP STATIONS REQUIRED	EXTRA STATIONS NEEDED	PROP UTILIZATION
ART	85	10.6	8	4	2	50%	193	32.2	6	3.0	2	0	38%
FAMILY AND CONSUMER EDUCATION	129	12.9	10	3	3	42%	293	24.4	12	4.0	3	0	50%
MUSIC	123	13.7	9	5	2	56%	279	25.4	11	5.5	2	0	69%
PERFORMANCE - DRAMA/DANCE	10	10.0	1	0	0	0%	22.7	22.7	1.0	0.0	0	0	0.0
PHYSICAL EDUCATION	276	23.0	12	4	3	50%	626.5	29.8	21.0	7.0	3	0	0.9
SCIENCE	599	13.6	44	6	8	69%	1360	32.4	42	7.0	6	-2	88%
TECHNICAL EDUCATION	166	7.9	21	5	4	66%	376.8	29.0	13.0	6.5	2	-2	0.8
Total	1388	91.7	105		22	1	3,151		106		18	-4	74%

WEST HIGH

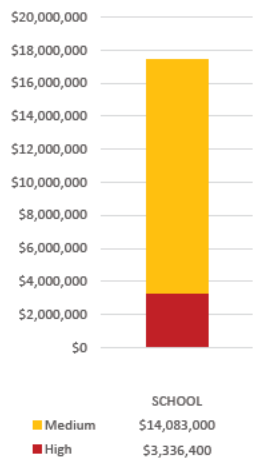
CONSTRUCTION COST BY SCOPE



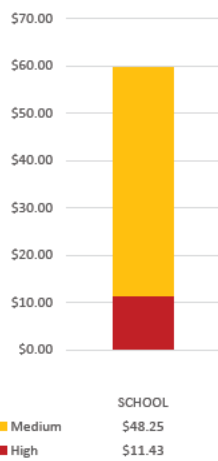
CONSTRUCTION SCOPE BY PRIORITY



COST BY PRIORITY



COST PER SF BY PRIORITY



COST BY PRIORITY AND BY CONDITION



ORIGINAL YEAR OF CONSTRUCTION 1928

UNWEIGHTED AVERAGE BUILDING AGE 54

CONDITION 1 AND 2 COST AS A PERCENTAGE OF REPLACEMENT COST 13%

HIGH AND MEDIUM PRIORITY COSTS AS A PERCENTAGE OF REPLACEMENT COST 16%

CALCULATED CAPACITY 1,300

HIGHEST PROJECTED ENROLLMENT 829

EXTRA SEATS SEATS AT MAXIMUM ENROLLMENT 471

SF/STUDENT AT HIGHEST PROJECTED ENROLLMENT 326

AVERAGE NUMBER OF STUDENTS IN A STANDARD CLASSROOM 17

EDUCATIONAL ADEQUACY SCORES

INDIVIDUAL	1
ONE ON ONE	1
COLLABORATIVE	1
PRESENTATION	2
LARGE GROUP	2
VISIBLE CONNECTIONS	2
CONNECTION TO OUTDOORS	2
FLEXIBLE SPACES	1
WELCOMING ENTRY	2
SCHOOL IDENTITY/VALUES ON DISPLAY	2
CELEBRATE STUDENT WORK	2
COMMUNITY SPACE	2
SECURE ENTRY	2
BUILDING ZONING	1
RESTROOM SAFETY	2
FURNITURE	2
DAYLIGHTING	2
ARTIFICIAL LIGHTING	2
ACOUSTICS	2
INDOOR AIR QUALITY	3
THERMAL COMFORT	2
TECHNOLOGY	
PLAY GROUNDS	
ACCESSIBLE PLAYGROUNDS	
OUTDOOR CLASSROOM	1
ENVIRONMENTAL LEARNING	1
BIKE RACKS	3
AVERAGE	1.8

REPLACEMENT COST LESS CONDITION 1 AND 2 COST AS A PERCENTAGE 87%

REPLACEMENT COST LESS HIGH AND MEDIUM PRIORITY COST AS A PERCENTAGE 84%

PERCENTAGE OF RIGHT SIZED ROOMS 77%

AVERAGE NUMBER OF STUDENTS IN A STANDARD CLASSROOM AS A PERCENTAGE OF BOARD TARGET 56%

CURRENT CLASSROOM UTILIZATION 73%

PERCENTAGE OF MAXIMUM ENROLLMENT TO CAPACITY 61%

EDUCATIONAL ADEQUACY SCORE 60%

FACILITY AND EDUCATIONAL ADEQUACY SCORE 71

OTHER

RED SMITH (K-8)

1 VARIETY OF SPACES:

- Little variation in types of spaces
- Science rooms and Elementary Gym are below recommended size
- An auditorium is recommended for equity with other middle schools

2 CONNECTION AND FLEXIBLE SPACES:

- Little connection between spaces
- There is some variation in types and mobility of furniture throughout the building

3 IDENTITY AND COMMUNITY:

- Little signage to reinforce school identity and sense of belonging
- There is a specific community room

4 SAFETY AND SECURITY:

- Drop-off for elementary and middle school are separated. Only middle school has off-street drop-off.
- Recommend updating entrance to route visitors via the front office before entering the school proper
- No building zoning possible

5 QUALITY ENVIRONMENT:

- Average levels of lighting, air quality, and acoustics

6 SITE:

- Small playground with some waterlogging at times
- Not enough parking
- Parking is not next to the main entrance

7 CAPACITY:

- Enrollment is 74% of capacity

EDUCATIONAL ADEQUACY

● SITE SIZE

SITE SAFETY

- TRAFFIC FLOW
- SEPARATE TRAFFIC FLOW
- BUS DROP-OFF
- CAR DROP-OFF
- PEDESTRIAN
- BIKE TRAFFIC

SITE AMENITIES











- ADEQUATE PARKING
- ATHLETIC FIELDS
- PLAYGROUNDS
- ACCESSIBLE PLAYGROUND
- OUTDOOR CLASSROOM
- ENVIRONMENTAL LEARNING
- BIKE RACKS

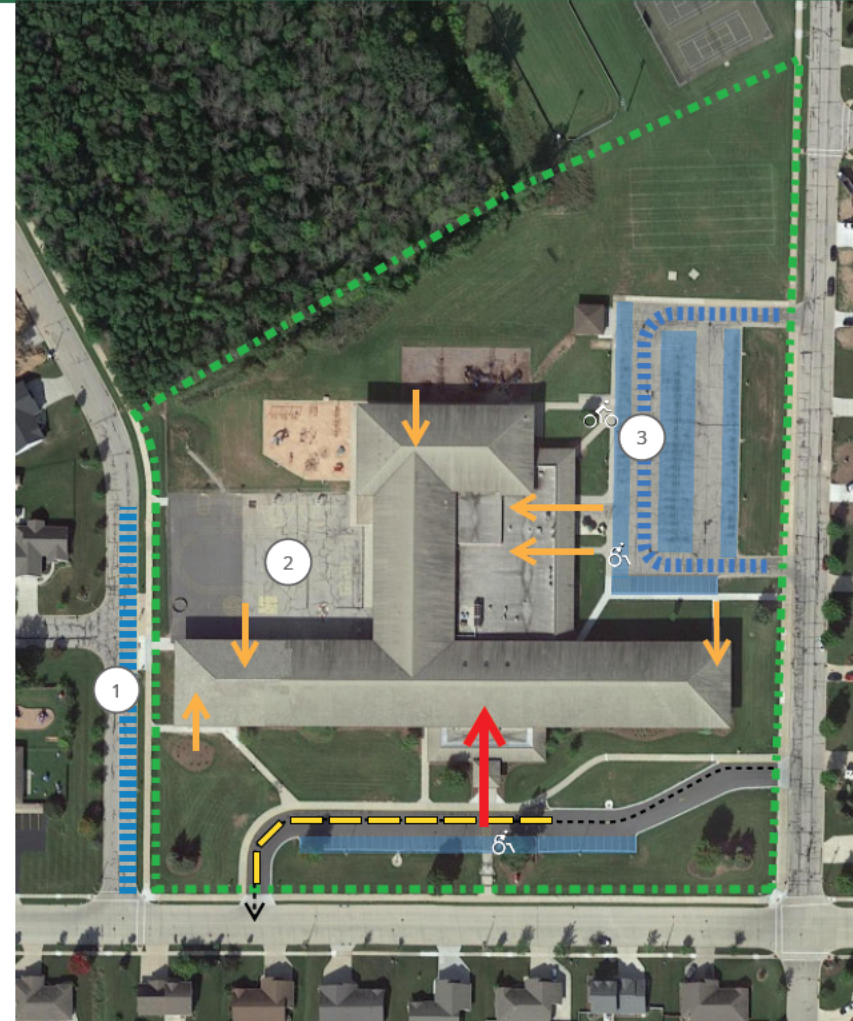
**RED SMITH
ELEMENTARY**

SITE ANALYSIS

SITE: **12.6 ACRES**
BUILDING: 170,700 SF

KEY

-  PARKING
-  DROP-OFF/PICK-UP
-  HEAVY TRAFFIC
-  PROPERTY LINE
-  SCHOOL BUS
-  BUS ROUTE
-  ENTRY
-  STUDENT ENTRY
-  HANDICAP PARKING
-  BIKE RACK



GENERAL NOTES

1 - ROOMS SIZES ARE COMPARED TO MN GUIDELINES; HOW A ROOM IS USED OR FEWER STUDENTS COULD RESULT IN A SMALLER ROOM BEING SUITABLE FOR PURPOSE

KEY NOTES

- ① ELEMENTARY PARENT DROP-OFF
- ② HARD TOP PLAY AREA
- ③ MIDDLE SCHOOL PARENT DROP-OFF
- ④ BIGGER PARKING LOT REQUIRED FOR LARGE AUDITORIUM EVENTS

VARIETY OF SPACES

- INDIVIDUAL
- ONE ON ONE
- COLLABORATIVE
- PRESENTATION
- LARGE GROUP

CONNECTION & FLEXIBLE SPACES

- FLEXIBLE SPACES
- VISIBLE CONNECTION
- CONNECTION TO OUTDOORS

IDENTITY AND COMMUNITY

- WELCOMING ENTRY
- SCHOOL IDENTITY / VALUES
- CELEBRATES STUDENT WORK
- COMMUNITY SPACE

SAFETY AND SECURITY

- SECURE ENTRY
- BUILDING ZONING
- RESTROOM SAFETY

INDOOR ENVIRONMENT

- FURNITURE
- DAYLIGHTING
- LIGHTING
- ACOUSTICS
- INDOOR AIR QUALITY
- TECHNOLOGY

RED SMITH K-8

1ST FLOOR

EDUCATIONAL ADEQUACY

CLASSROOMS: E:21/2 & M1
 CAPACITY: E525/M738
 ENROLLMENT: E401/M448
 SF/STUDENT 199

CORE SPACE SIZES

- CLASSROOMS
- SCIENCE
- ART
- FACS
- WORKSHOPS
- MUSIC
- LIBRARY
- STUDENT SERVICES
- GYMS / PE
- PERFORMANCE
- ADMINISTRATION
- FOOD SERVICE
- TOILETS
- CIRCULATION
- SUPPORT SPACES
- COMMUNITY
- BELOW SF STANDARDS



GENERAL NOTES

- 1 - CAPACITY SCORE FOR MIDDLE SCHOOL ROOMS ONLY
- 2 - ROOMS SIZES ARE COMPARED TO MN GUIDELINES; HOW A ROOM IS USED OR FEWER STUDENTS COULD RESULT IN A SMALLER ROOM BEING SUITABLE FOR PURPOSE

KEY NOTES

- ① ELEMENTARY GYMNASIUM BELOW RECOMMENDED SIZE
- ② KINDERGARTEN BELOW RECOMMENDED SIZE

RED SMITH K-8

2ND FLOOR

EDUCATIONAL ADEQUACY

CORE SPACE SIZES

- CLASSROOMS
- KITCHEN / GARDEN
- ART
- FACS
- WORKSHOPS
- MUSIC
- LIBRARY
- STUDENT SERVICES
- GYMS / PE
- PERFORMANCE
- ADMINISTRATION
- FOOD SERVICE
- TOILETS
- CIRCULATION
- SUPPORT SPACES
- COMMUNITY
- BELOW SF STANDARDS



GENERAL NOTES

- 1 - CAPACITY SCORE FOR MIDDLE SCHOOL ROOMS ONLY
- 2 - ROOMS SIZES ARE COMPARED TO MN GUIDELINES; HOW A ROOM IS USED OR FEWER STUDENTS COULD RESULT IN A SMALLER ROOM BEING SUITABLE FOR PURPOSE

KEY NOTES

- ① SCIENCE ROOMS BELOW RECOMMENDED SIZE

RED SMITH SCHOOL

CALCULATED ENROLLMENT

447

CURRENT USAGE				CAPACITY			
CURRENT ENROLLMENT	448	72% OF CAPACITY		CALCULATED CAPACITY	626		
CURRENT GRADE LEVEL	6-8			PLANNED GRADE LEVEL	6-8		
CURRENT PERIODS/DAY	7			PLANNED PERIODS/DAY	7		
CURRENT UTILIZATION	73%			PLANNED UTILIZATION	72%		
				LISTED CAPACITY	528		

EXISTING

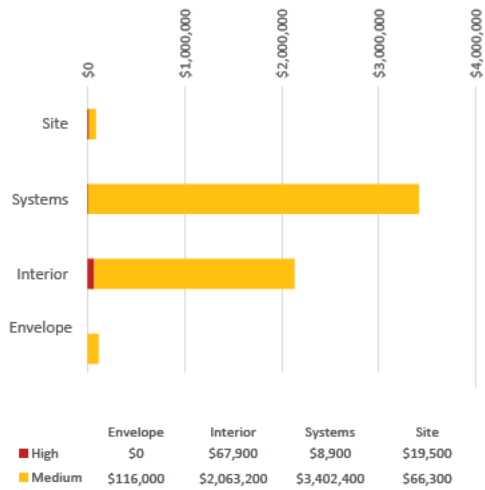
CLASSROOM	NUMBER OF STUDENTS	AVERAGE SECTION SIZE	SECTIONS	PERIODS/ DAY/ STATION	NUMBER OF STATIONS	UTILIZA-TION	PROP NUMBER OF STUDENTS	PROP AVE SECTION SIZE	PROP SECTIONS REQUIRED	PR PERIODS/ DAY/ STATION	PROP STATIONS REQUIRED	EXTRA STATIONS NEEDED	PROP UTILIZA TION
AVID	28	7.0	4	4.0	1	57%	39	19.6	2	2.0	1	0	29%
BUSINESS	126	18.0	7	7.0	1	100%	176	25.2	7	3.5	2	1	50%
ENGLISH	582	20.8	28	4.7	6	67%	815	24.7	33	5.5	6	0	79%
FOREIGN LANGUAGE	45	22.5	2	2.0	1	29%	63	21.0	3	3.0	1	0	43%
HEALTH	48	16.0	3	3.0	1	43%	67	22.4	3	3.0	1	0	43%
MATH	440	20.0	22	4.4	5	63%	616	24.6	25	5.0	5	0	71%
SOCIAL STUDIES	437	20.8	21	5.3	4	75%	612	25.5	24	6.0	4	0	86%
SPECIAL EDUCATION	124	3.4	36	6.0	6	86%	174	7.9	22	5.5	4	-2	79%
STUDY HALL	90	12.9	7	7.0	1	100%	126	25.2	5	5.0	1	0	71%
Total	1,920	14.8	130		26	71%	2,688	21.8	124		25.0	(1.0)	71%
WITHOUT SP ED AND ESL	1,706.0	19.6	87.0				2,388.4	24.6	97.0				

SPECIALIST ROOM	NUMBER OF STUDENTS	AVERAGE SECTION SIZE	SECTIONS	PERIODS/ DAY/ STATION	NUMBER OF STATIONS	UTILIZA-TION	PROP NUMBER OF STUDENT	PROP AVE SECTION SIZE	PROP SECTIONS REQUIRED	PR PERIODS/ DAY/ STATION	PROP STATIONS REQUIRED	EXTRA STATIONS NEEDED	PROP UTILIZA TION
AGRICULTURAL SCIENCE	75	25.0	3	3	1	43%	105	26.3	4	4.0	1	0	57%
ART	64	16.0	4	4	1	57%	90	29.9	3	3.0	1	0	43%
FAMILY AND CONSUMER EDUCATION	104	17.3	6	6	1	86%	146	24.3	6	6.0	1	0	86%
MUSIC	141	17.6	8	4	2	57%	197	24.7	8.0	4.0	2	0	57%
PHYSICAL EDUCATION	261	23.7	11	6	2	79%	365.4	28.1	13.0	6.5	2	0	93%
SCIENCE	440	21.0	21	7	3	100%	616	28.0	22.0	5.5	4	1	79%
TECHNICAL EDUCATION	124	17.7	7	7	1	100%	173.6	24.8	7.0	7.0	1	0	100%
Total	1209	20.2	60		11	78%	1,693	26.9	63		12	1	75%

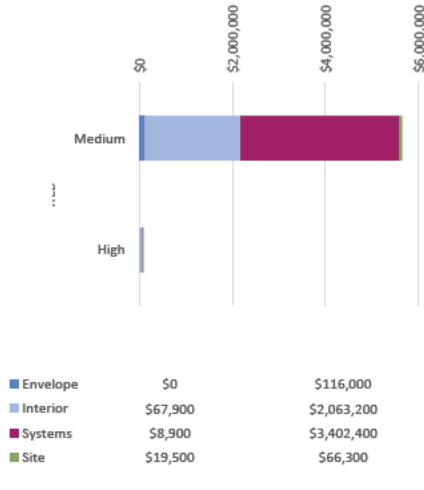
- ASSUMES (1) MIDDLE SCHOOL SCIENCE CAN USE AN UNDERUTILIZED REGULAR CLASSROOM

RED SMITH (K-8)


CONSTRUCTION COST BY SCOPE



CONSTRUCTION SCOPE BY PRIORITY



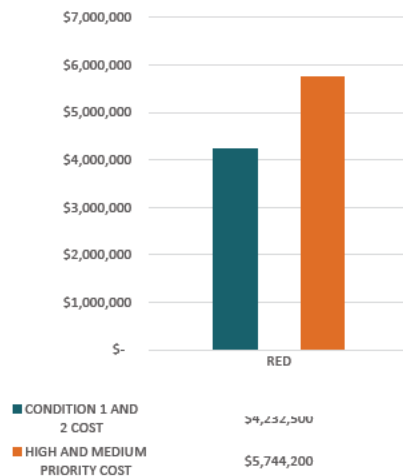
COST BY PRIORITY



COST PER SF BY PRIORITY



COST BY PRIORITY AND BY CONDITION



ORIGINAL YEAR OF CONSTRUCTION 1998

UNWEIGHTED AVERAGE BUILDING AGE 14

EDUCATIONAL ADEQUACY SCORES

INDIVIDUAL	2
ONE ON ONE	2
COLLABORATIVE	2
PRESENTATION	2
LARGE GROUP	3
VISIBLE CONNECTIONS	3
CONNECTION TO OUTDOORS	2
FLEXIBLE SPACES	2
WELCOMING ENTRY	2
SCHOOL IDENTITY/VALUES ON DISPLAY	1
CELEBRATE STUDENT WORK	2
COMMUNITY SPACE	3
SECURE ENTRY	1
BUILDING ZONING	2
RESTROOM SAFETY	2
FURNITURE	2
DAYLIGHTING	3
ARTIFICIAL LIGHTING	2
ACOUSTICS	2
INDOOR AIR QUALITY	3
THERMAL COMFORT	3
TECHNOLOGY	2
PLAY GROUNDS	3
ACCESSIBLE PLAYGROUNDS	3
OUTDOOR CLASSROOM	3
ENVIRONMENTAL LEARNING	3
BIKE RACKS	3
AVERAGE	2.3

CONDITION 1 AND 2 COST AS A PERCENTAGE OF REPLACEMENT COST 8%

HIGH AND MEDIUM PRIORITY COSTS AS A PERCENTAGE OF REPLACEMENT COST 11%

CALCULATED CAPACITY 1,151

HIGHEST PROJECTED ENROLLMENT 826

EXTRA SEATS SEATS AT MAXIMUM ENROLLMENT 325

SF/STUDENT AT HIGHEST PROJECTED ENROLLMENT 205

AVERAGE NUMBER OF STUDENTS IN A STANDARD CLASSROOM 0

REPLACEMENT COST LESS CONDITION 1 AND 2 COST AS A PERCENTAGE 92%

REPLACEMENT COST LESS HIGH AND MEDIUM PRIORITY COST AS A PERCENTAGE 89%

PERCENTAGE OF RIGHT SIZED ROOMS 93%

AVERAGE NUMBER OF STUDENTS IN A STANDARD CLASSROOM AS A PERCENTAGE OF BOARD TARGET 0%

CURRENT CLASSROOM UTILIZATION 73%

PERCENTAGE OF MAXIMUM ENROLLMENT TO CAPACITY 74%

EDUCATIONAL ADEQUACY SCORE 78%

FACILITY AND EDUCATIONAL ADEQUACY SCORE 71

ALDO LEOPOLD COMMUNITY SCHOOL (K-8)

1 VARIETY OF SPACES:

- Little variation in types of spaces
- Some classrooms are below recommended size

2 CONNECTION AND FLEXIBLE SPACES:

- Little connection between spaces
- Little variation in types and mobility of furniture

3 IDENTITY AND COMMUNITY:

- The entrance is dark and uninviting
- There is signage to reinforce school identity and sense of belonging
- There are opportunities to celebrate student work
- The large gym is often used by the Community

4 SAFETY AND SECURITY:

- Recommend updating entrance to route visitors via the front office before entering the school proper
- No building zoning possible

5 QUALITY ENVIRONMENT:

- Average levels of lighting, air quality, and acoustics
- New HVAC and boilers

6 SITE:

- There is an outdoor classroom

7 CAPACITY:

- Enrollment is 85% of capacity

EDUCATIONAL ADEQUACY

● SITE SIZE

SITE SAFETY

- TRAFFIC FLOW
- SEPARATE TRAFFIC FLOW
- BUS DROP-OFF
- CAR DROP-OFF
- PEDESTRIAN
- BIKE TRAFFIC

SITE AMENITIES

- ADEQUATE PARKING
- ATHLETIC FIELDS
- PLAYGROUNDS
- ACCESSIBLE PLAYGROUND
- OUTDOOR CLASSROOM
- ENVIRONMENTAL LEARNING
- BIKE RACKS

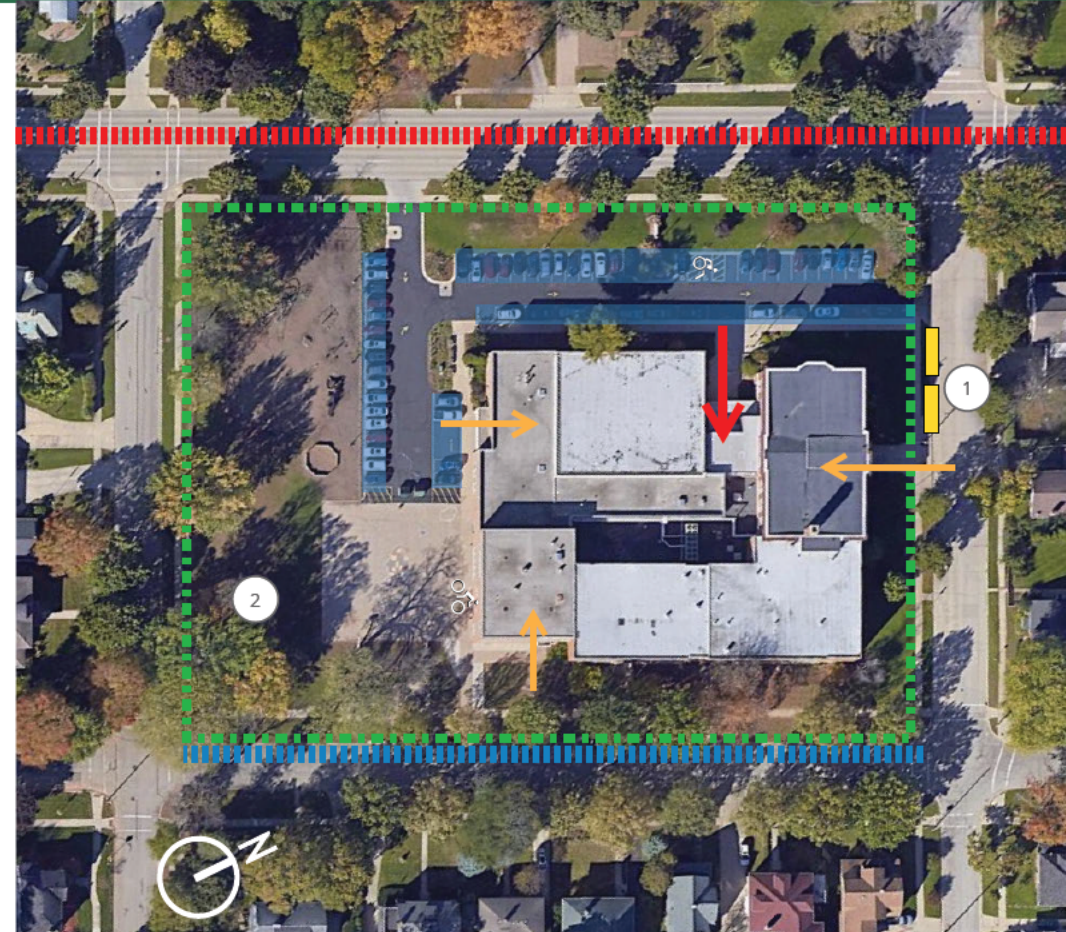
ALDO LEOPOLD
ELEMENTARY

SITE ANALYSIS

SITE: **3.7 ACRES**
BUILDING: 87,00 SF

KEY

- PARKING
- DROP-OFF/PICK-UP
- HEAVY TRAFFIC
- PROPERTY LINE
- SCHOOL BUS
- ENTRY
- STUDENT ENTRY
- HANDICAP PARKING
- BIKE RACK



KEY NOTES

- ① DAY-CARE VANS ONLY
- ② OUTDOOR CLASSROOM

VARIETY OF SPACES

- INDIVIDUAL
- ONE ON ONE
- COLLABORATIVE
- PRESENTATION
- LARGE GROUP

CONNECTION & FLEXIBLE SPACES

- FLEXIBLE SPACES
- VISIBLE CONNECTION
- CONNECTION TO OUTDOORS

IDENTITY AND COMMUNITY

- WELCOMING ENTRY
- SCHOOL IDENTITY / VALUES
- CELEBRATES STUDENT WORK
- COMMUNITY SPACE

SAFETY AND SECURITY

- SECURE ENTRY
- BUILDING ZONING
- RESTROOM SAFETY

INDOOR ENVIRONMENT

- FURNITURE
- DAYLIGHTING
- LIGHTING
- ACOUSTICS
- INDOOR AIR QUALITY
- TECHNOLOGY

ALDO LEOPOLD COMMUNITY

1ST FLOOR

EDUCATIONAL ADEQUACY

CLASSROOMS: E17,M11,6
 CAPACITY: 635
 ENROLLMENT: 537
 SF/STUDENT 157

CORE SPACE SIZES

- CLASSROOMS
- SCIENCE
- ART
- FACS
- WORKSHOPS
- MUSIC
- LIBRARY
- STUDENT SERVICES
- GYMS / PE
- PERFORMANCE
- ADMINISTRATION
- FOOD SERVICE
- TOILETS
- CIRCULATION
- SUPPORT SPACES
- COMMUNITY
- BELOW SF STANDARDS















GENER

1 - NO OFF-STREET BUS OR PARENT DROP-OFF

- 1 UNUSABLE SPACE
- 2 CLASSROOM BELOW RECOMMENDED SIZE

2ND FLOOR
EDUCATIONAL ADEQUACY

CORE SPACE SIZES

-  CLASSROOMS
-  SCIENCE
-  ART
-  FACS
-  WORKSHOPS
-  MUSIC
-  LIBRARY
-  STUDENT SERVICES
-  GYMS / PE
-  PERFORMANCE
-  ADMINISTRATION
-  FOOD SERVICE
-  TOILETS
-  CIRCULATION
-  SUPPORT SPACES
-  COMMUNITY
-  BELOW SF STANDARDS



KEY NOTES

-  CLASSROOM BELOW RECOMMENDED SIZE

3RD FLOOR
EDUCATIONAL ADEQUACY

CORE SPACE SIZES

- CLASSROOMS
- SCIENCE
- ART
- FACS
- WORKSHOPS
- MUSIC
- LIBRARY
- STUDENT SERVICES
- GYMS / PE
- PERFORMANCE
- ADMINISTRATION
- FOOD SERVICE
- TOILETS
- CIRCULATION
- SUPPORT SPACES
- COMMUNITY
- BELOW SF STANDARDS



GENERAL NOTES

1 - NO OFF-STREET BUS OR PARENT DROP-OFF

KEY NOTES

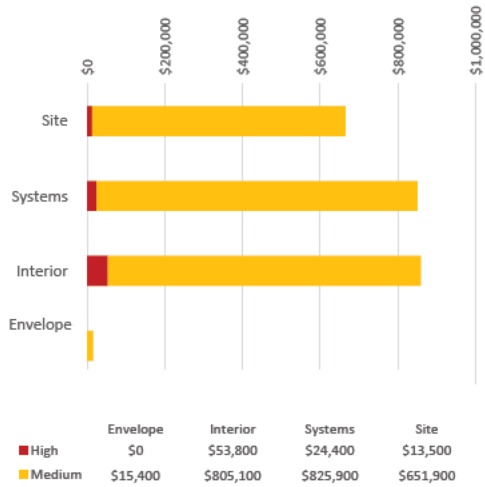
- ① CLASSROOM BELOW RECOMMENDED SIZE
- ② KINDERGARTEN - BELOW RECOMMENDED SIZE, NO RESTROOMS

ALDO LEOPOLD COMMUNITY		CURRENT USAGE						CAPACITY						
CALCULATED ENROLLMENT 145		CURRENT ENROLLMENT		171	81% OF CAPACITY		CALCULATED CAPACITY		210		CURRENT GRADE LEVEL		K-8	
		CURRENT PERIODS/DAY		6		PLANNED PERIODS/DAY		6		CURRENT UTILIZATION		52%		
		CURRENT UTILIZATION		52%		LISTED CAPACITY		150		PLANNED UTILIZATION		54%		
EXISTING														
CLASSROOM	NUMBER OF STUDENTS	AVERAGE SECTION SIZE	SECTIONS	PERIODS/DAY/STATION	NUMBER OF STATIONS	UTILIZATION	PROP NUMBER OF STUDENTS	PROP AVE SECTION SIZE	PROP SECTIONS REQUIRED	PR PERIODS/DAY/STATION	PROP STATIONS REQUIRED	EXTRA STATIONS NEEDED	PROP UTILIZATION	
BUSINESS	23	23.0	1	1.0	1	17%	33	33.4	1	1.0	1	0	17%	
ENGLISH	56	18.7	3	3.0	1	50%	81	27.1	3	3.0	1	0	50%	
FOREIGN LANGUAGE	36	12.0	3	3.0	1	50%	52	26.1	2	1.0	2	1	17%	
HEALTH	48	16.0	3	0.0	0	0%	70	23.2	3	3.0	1	1	50%	
MATH	193	16.1	12	4.0	3	67%	280	25.4	11	5.5	2	-1	92%	
SOCIAL STUDIES	134	19.1	7	3.5	2	58%	194	24.3	8	4.0	2	0	67%	
SPECIAL EDUCATION	117	13.0	9	4.5	2	75%	170	8.1	21	5.3	4	2	88%	
STUDY HALL	21	10.5	2	2.0	1	33%	30	30.5	1	0.0	0	-1	0%	
Total	628	15.7	40		11	61%	911	24.7	50		13.0	2.0	64%	
WITHOUT SP ED AND ESL		490	16.9	29			711	25.4	28					
SPECIALIST ROOM	NUMBER OF STUDENTS	AVERAGE SECTION SIZE	SECTIONS	PERIODS/DAY/STATION	NUMBER OF STATIONS	UTILIZATION	PROP NUMBER OF STUDENT	PROP AVE SECTION SIZE	PROP SECTIONS REQUIRED	PR PERIODS/DAY/STATION	PROP STATIONS REQUIRED	EXTRA STATIONS NEEDED	PROP UTILIZATION	
ART	46	15.3	3	3.0	1	50%	67	33.4	2	2.0	1	0	33%	
FAMILY AND CONSUMER EDUCATION	20	20.0	1	1.0	1	17%	29	29.0	1	1.0	1	0	17%	
MUSIC	74	14.8	5	5.0	1	83%	107	26.8	4	4.0	1	0	67%	
PHYSICAL EDUCATION	83	27.7	3	2	2	25%	120.4	30.1	4.0	2.0	2	0	33%	
SCIENCE	19	19.0	1	1.0	1	17%	28	27.6	1	1.0	1	0	17%	
Total	242	18.6	13		6	36%	351	29.2	12		6	-	33%	

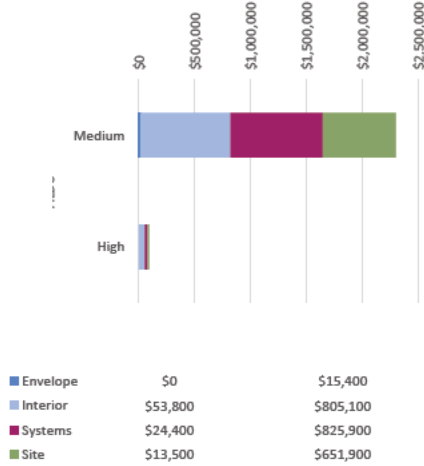
- STUDY HALL IS DISTRIBUTED THROUGH GENERAL CLASSROOMS

ALDO LEOPOLD COMMUNITY SCHOOL (K-8)

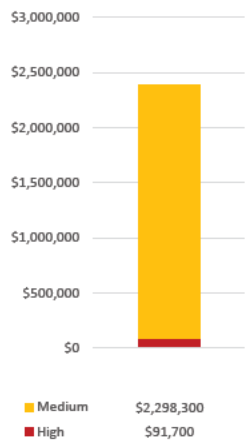
CONSTRUCTION COST BY SCOPE



CONSTRUCTION SCOPE BY PRIORITY



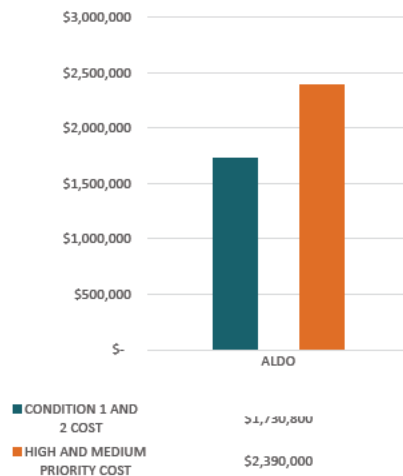
COST BY PRIORITY



COST PER SF BY PRIORITY



COST BY PRIORITY AND BY CONDITION



ORIGINAL YEAR OF CONSTRUCTION 1910

UNWEIGHTED AVERAGE BUILDING AGE 58

CONDITION 1 AND 2 COST AS A PERCENTAGE OF REPLACEMENT COST 6%

HIGH AND MEDIUM PRIORITY COSTS AS A PERCENTAGE OF REPLACEMENT COST 9%

CALCULATED CAPACITY 635

HIGHEST PROJECTED ENROLLMENT 543

EXTRA SEATS SEATS AT MAXIMUM ENROLLMENT 92

SF/STUDENT AT HIGHEST PROJECTED ENROLLMENT 155

AVERAGE NUMBER OF STUDENTS IN A STANDARD CLASSROOM 19

EDUCATIONAL ADEQUACY SCORES

INDIVIDUAL	1
ONE ON ONE	2
COLLABORATIVE	3
PRESENTATION	1
LARGE GROUP	3
VISIBLE CONNECTIONS	1
CONNECTION TO OUTDOORS	1
FLEXIBLE SPACES	1
WELCOMING ENTRY	1
SCHOOL IDENTITY/VALUES ON DISPLAY	3
CELEBRATE STUDENT WORK	3
COMMUNITY SPACE	3
SECURE ENTRY	1
BUILDING ZONING	1
RESTROOM SAFETY	2
FURNITURE	2
DAYLIGHTING	3
ARTIFICIAL LIGHTING	3
ACOUSTICS	3
INDOOR AIR QUALITY	3
THERMAL COMFORT	3
TECHNOLOGY	2
PLAY GROUNDS	3
ACCESSIBLE PLAYGROUNDS	2
OUTDOOR CLASSROOM	3
ENVIRONMENTAL LEARNING	1
BIKE RACKS	3
AVERAGE	2.1

REPLACEMENT COST LESS CONDITION 1 AND 2 COST AS A PERCENTAGE 94%

REPLACEMENT COST LESS HIGH AND MEDIUM PRIORITY COST AS A PERCENTAGE 91%

PERCENTAGE OF RIGHT SIZED ROOMS 41%

AVERAGE NUMBER OF STUDENTS IN A STANDARD CLASSROOM AS A PERCENTAGE OF BOARD TARGET 74%

CURRENT CLASSROOM UTILIZATION 52%

PERCENTAGE OF MAXIMUM ENROLLMENT TO CAPACITY 85%

EDUCATIONAL ADEQUACY SCORE 72%

FACILITY AND EDUCATIONAL ADEQUACY SCORE 73

LEONARDO DA VINCI SCHOOL FOR GIFTED LEARNERS (K-8)

1 VARIETY OF SPACES:

- Little variation in types of spaces
- Many classrooms, Art, Music and Gym are below recommended size
- Cafeteria and Gym should be separated

2 CONNECTION AND FLEXIBLE SPACES:

- Little connection between spaces
- Little variation in types and mobility of furniture

3 IDENTITY AND COMMUNITY:

- Some signage to reinforce school identity and sense of belonging

4 SAFETY AND SECURITY:

- No building zoning possible

5 QUALITY ENVIRONMENT:

- Average levels of lighting, air quality, and acoustics
- Some corridors and rooms are cold

6 SITE:

- No off-street bus and parent drop-off. Parent often have to stop many blocks away

- No outdoor playground
- Has an outdoor learning area
- Not enough parking
- Parking is not next to the main entrance

7 CAPACITY:

- Enrollment is 74% of capacity

EDUCATIONAL ADEQUACY

○ SITE SIZE

SITE SAFETY

- TRAFFIC FLOW
- SEPARATE TRAFFIC FLOW
- BUS DROP-OFF
- CAR DROP-OFF
- PEDESTRIAN
- BIKE TRAFFIC

SITE AMENITIES

- ADEQUATE PARKING
- ATHLETIC FIELDS
- PLAYGROUNDS
- ACCESSIBLE PLAYGROUND
- OUTDOOR CLASSROOM
- ENVIRONMENTAL LEARNING
- BIKE RACKS

**LEONARDO da VINCI
ELEMENTARY**

SITE ANALYSIS

SITE: 1.949 ACRES
BUILDING: 38,000 SF

KEY

- PARKING
- ▬ DROP-OFF/PICK-UP
- ▬ HEAVY TRAFFIC
- - - PROPERTY LINE
- SCHOOL BUS
- BUS ROUTE
- ENTRY
- STUDENT ENTRY
- ♿ HANDICAP PARKING
- 🚲 BIKE RACK

GENERAL NOTES


- 1 - NO OFF-STREET BUS OR PARENT DROP-OFF, PARENTS PARK SEVERAL BLOCKS AWAY
- 2 - PLAY AREAS ARE TOO SMALL; NOT ENOUGH GREEN SPACE






KEY NOTES

- ① PLAYGROUND ACROSS STREET, NOT ACCESSIBLE
- ② CARS PARK HERE; NOT SUPPOSED TO
- ③ GARDEN CURRENTLY USED AS BREAKOUT SPACE
- ④ WOOD CHIPS FROM OLD PLAYGROUND





VARIETY OF SPACES

-  INDIVIDUAL
-  ONE ON ONE
-  COLLABORATIVE
-  PRESENTATION
-  LARGE GROUP




CONNECTION & FLEXIBLE SPACES

-  FLEXIBLE SPACES
-  VISIBLE CONNECTION
-  CONNECTION TO OUTDOORS


IDENTITY AND COMMUNITY

-  WELCOMING ENTRY
-  SCHOOL IDENTITY / VALUES
-  CELEBRATES STUDENT WORK
-  COMMUNITY SPACE

SAFETY AND SECURITY

-  SECURE ENTRY
-  BUILDING ZONING
-  RESTROOM SAFETY

INDOOR ENVIRONMENT

-  FURNITURE
-  DAYLIGHTING
-  LIGHTING
-  ACOUSTICS
-  INDOOR AIR QUALITY
-  TECHNOLOGY









**LEONARDO DA VINCI SCHOOL
FOR GIFTED LEARNERS**

1ST FLOOR

EDUCATIONAL ADEQUACY

CLASSROOMS: 19
CAPACITY: 325
ENROLLMENT: 370
SF/STUDENT 103

CORE SPACE SIZES

-  CLASSROOMS
-  SCIENCE
-  ART
-  FACS
-  WORKSHOPS
-  MUSIC
-  LIBRARY
-  STUDENT SERVICES
-  GYMS / PE
-  PERFORMANCE
-  ADMINISTRATION
-  FOOD SERVICE
-  TOILETS
-  CIRCULATION
-  SUPPORT SPACES
-  COMMUNITY
-  BELOW SF STANDARDS



GENERAL NOTES

- 1 - INCORPORATE GENDER NEUTRAL TOILET ROOMS
- 2 - NEED MORE CLASSROOMS
- 3 - WOULD BENEFIT FROM LARGER SCIENCE CLASSROOM
- 4 - ADDITIONAL CLASSROOMS NEEDED LARGER MUSIC ROOM WITH
- 5 - STORAGE NEEDED
- 6 - NO STAFF LOUNGE
- 7 - LACKING COLLABORATIVE SPACES

KEY NOTES

- ① GYMNASIUM BELOW RECOMMENDED SIZE
- ② SEPARATE, LARGER CAFETERIA NEEDED
- ③ ADDITIONAL TOILETS NEEDED
- ④ BREAKOUT SPACE
- ⑤ POOR ACOUSTICS

LEONARDO DA VINCI SCHOOL FOR GIFTED LEARNERS

2ND FLOOR
EDUCATIONAL ADEQUACY

CORE SPACE SIZES

- CLASSROOMS
- SCIENCE
- ART
- FACS
- WORKSHOPS
- MUSIC
- LIBRARY
- STUDENT SERVICES
- GYMS / PE
- PERFORMANCE
- ADMINISTRATION
- FOOD SERVICE
- TOILETS
- CIRCULATION
- SUPPORT SPACES
- COMMUNITY
- BELOW SF STANDARDS

GENERAL NOTES

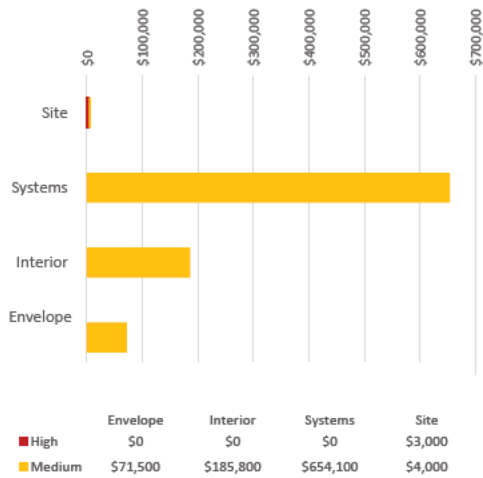
- 1 - INCORPORATE TOILET ROOM
- 2 - NEED MORE CLASSROOMS
- 3 - WOULD BENEFIT FROM LARGER SCIENCE CLASSROOM
- 4 - BREAKOUT SPACES HAVE POOR ACOUSTICS
- 5 - ADDITIONAL CLASSROOMS NEEDED
- 6 - LARGER MUSIC ROOM WITH STORAGE NEEDED
- 7 - NO STAFF LOUNGE
- 8 - LACKING COLLABORATIVE SPACES

KEY NOTES

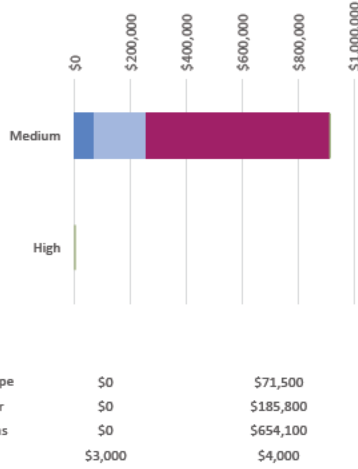
- ① GYMNASIUM BELOW RECOMMENDED SIZE
- ② SEPARATE, LARGER CAFETERIA NEEDED
- ③ ADDITIONAL TOILETS NEEDED
- ④ BREAKOUT SPACE
- ⑤ POOR ACOUSTICS

LEONARDO DA VINCI SCHOOL FOR GIFTED LEARNERS (K-8)

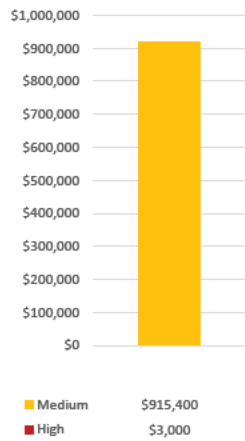
CONSTRUCTION COST BY SCOPE



CONSTRUCTION SCOPE BY PRIORITY



COST BY PRIORITY



COST PER SF BY PRIORITY



COST BY PRIORITY AND BY CONDITION



ORIGINAL YEAR OF CONSTRUCTION **unknown**

UNWEIGHTED AVERAGE BUILDING AGE **unknown**

EDUCATIONAL ADEQUACY SCORES

INDIVIDUAL	2
ONE ON ONE	2
COLLABORATIVE	2
PRESENTATION	2
LARGE GROUP	2
VISIBLE CONNECTIONS	2
CONNECTION TO OUTDOORS	3
FLEXIBLE SPACES	2
WELCOMING ENTRY	3
SCHOOL IDENTITY/VALUES ON DISPLAY	3
CELEBRATE STUDENT WORK	2
COMMUNITY SPACE	2
SECURE ENTRY	2
BUILDING ZONING	2
RESTROOM SAFETY	2
FURNITURE	2
DAYLIGHTING	2
ARTIFICIAL LIGHTING	3
ACOUSTICS	2
INDOOR AIR QUALITY	2
THERMAL COMFORT	2
TECHNOLOGY	3
PLAY GROUNDS	2
ACCESSIBLE PLAYGROUNDS	1
OUTDOOR CLASSROOM	1
ENVIRONMENTAL LEARNING	3
BIKE RACKS	3
AVERAGE	2.2

CONDITION 1 AND 2 COST AS A PERCENTAGE OF REPLACEMENT COST	8%
HIGH AND MEDIUM PRIORITY COSTS AS A PERCENTAGE OF REPLACEMENT COST	7%
CALCULATED CAPACITY	500
HIGHEST PROJECTED ENROLLMENT	370
EXTRA SEATS SEATS AT MAXIMUM ENROLLMENT	130
SF/STUDENT AT HIGHEST PROJECTED ENROLLMENT	103
AVERAGE NUMBER OF STUDENTS IN A STANDARD CLASSROOM	20

REPLACEMENT COST LESS CONDITION 1 AND 2 COST AS A PERCENTAGE	92%
REPLACEMENT COST LESS HIGH AND MEDIUM PRIORITY COST AS A PERCENTAGE	93%
PERCENTAGE OF RIGHT SIZED ROOMS	10%
AVERAGE NUMBER OF STUDENTS IN A STANDARD CLASSROOM AS A PERCENTAGE OF BOARD TARGET	82%
CURRENT CLASSROOM UTILIZATION	
PERCENTAGE OF MAXIMUM ENROLLMENT TO CAPACITY	74%
EDUCATIONAL ADEQUACY SCORE	73%

FACILITY AND EDUCATIONAL ADEQUACY SCORE 61

JOHN DEWEY ACADEMY OF LEARNING (6-12)

1 VARIETY OF SPACES:

- Good variation in types of spaces: classrooms, breakout areas, makerspaces, small group rooms
- A larger area for online teacher may be needed based on how many students are educated remotely

2 CONNECTION AND FLEXIBLE SPACES:

- There are many opportunities to reconfigure areas and furniture

3 IDENTITY AND COMMUNITY:

- Some signage to reinforce school identity and sense of belonging

4 SAFETY AND SECURITY:

- No building zoning possible

5 QUALITY ENVIRONMENT:

- Average levels of lighting, and air quality
- There are some issue with thermal comfort.
- Acoustics can be challenging due to the open plan nature of the building
- Technology is well integrated into the building

6 SITE:

- No outdoor recreation area
- No off-street bus and parent drop-off.
- Has an outdoor learning area

7 CAPACITY:

- Enrollment is 70% of capacity

EDUCATIONAL ADEQUACY

● SITE SIZE

SITE SAFETY

- TRAFFIC FLOW
- SEPARATE TRAFFIC FLOW
- BUS DROP-OFF
- CAR DROP-OFF
- PEDESTRIAN
- BIKE TRAFFIC

SITE AMENITIES









- ADEQUATE PARKING
- ATHLETIC FIELDS
- PLAYGROUNDS
- ACCESSIBLE PLAYGROUND
- OUTDOOR CLASSROOM
- ENVIRONMENTAL LEARNING
- BIKE RACKS

JOHN DEWEY ACADEMY OF LEARNING

SITE ANALYSIS

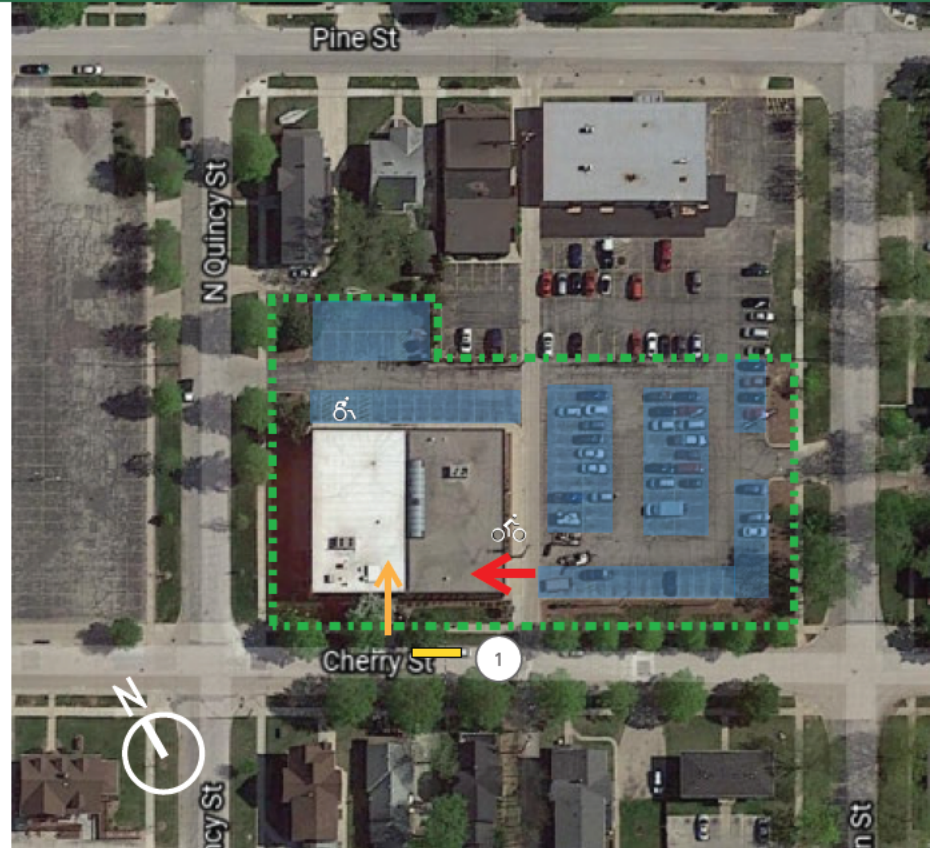
SITE: 1.3 ACRES
BUILDING: 37,835 SF

KEY

-  PARKING
-  DROP-OFF/PICK-UP
-  HEAVY TRAFFIC
-  SCHOOL BUS
-  ENTRY
-  LOW EMISSIONS VEHICLE PARKING
ELECTRIC VEHICLE CHARGING
-  HANDICAP PARKING
-  BIKE RACK

GENERAL NOTES

- 1 - NO OFF-STREET BUS DROP-OFF
- 2- ONE BUS FROM CITY TRANSIT
- 3- NO OUTDOOR RECREATION AREA
- 4- STAGGERED END TIME BETWEEN JDAL AND NEW



KEY NOTES

- ① SPECIAL EDUCATION BUS

VARIETY OF SPACES

- INDIVIDUAL
- ONE ON ONE
- COLLABORATIVE
- PRESENTATION
- LARGE GROUP

CONNECTION & FLEXIBLE SPACES

- FLEXIBLE SPACES
- VISIBLE CONNECTION
- CONNECTION TO OUTDOORS

IDENTITY AND COMMUNITY

- WELCOMING ENTRY
- SCHOOL IDENTITY / VALUES
- CELEBRATES STUDENT WORK
- COMMUNITY SPACE

SAFETY AND SECURITY

- SECURE ENTRY
- BUILDING ZONING
- RESTROOM SAFETY

INDOOR ENVIRONMENT

- FURNITURE
- DAYLIGHTING
- LIGHTING
- ACOUSTICS
- INDOOR AIR QUALITY
- THERMAL COMFORT
- TECHNOLOGY

JOHN DEWEY ACADEMY OF LEARNING

EDUCATIONAL ADEQUACY

CLASSROOMS:
 CAPACITY: 305
 ENROLLMENT: 214
 SF/STUDENT 72

CORE SPACE SIZES

- CLASSROOMS
- SCIENCE
- ART
- FACS
- WORKSHOPS
- MUSIC
- LIBRARY
- STUDENT SERVICES
- GYMS / PE
- PERFORMANCE
- ADMINISTRATION
- FOOD SERVICE
- TOILETS
- CIRCULATION
- SUPPORT SPACES
- COMMUNITY
- BELOW SF STANDARDS




















GENERAL NOTES

- 1 - CAPACITY CALCULATED USING THE AREAS OF THE OPEN SPACE AND MAKER WITH THE APPROPRIATE OCCUPANCY FACTOR

JOHN DEWEY ACADEMY OF LEARNING

EDUCATIONAL ADEQUACY

CORE SPACE SIZES


















-  CLASSROOMS
-  SCIENCE
-  ART
-  FACS
-  WORKSHOPS
-  MUSIC
-  LIBRARY
-  STUDENT SERVICES
-  GYMS / PE
-  PERFORMANCE
-  ADMINISTRATION
-  FOOD SERVICE
-  TOILETS
-  CIRCULATION
-  SUPPORT SPACES
-  COMMUNITY
-  BELOW SF STANDARDS



JOHN DEWEY ACADEMY OF LEARNING

EDUCATIONAL ADEQUACY

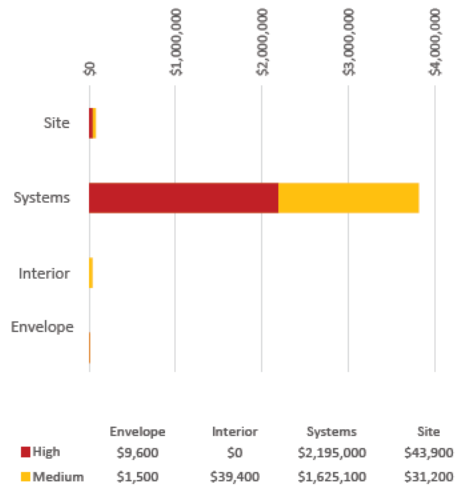
CORE SPACE SIZES

-  CLASSROOMS
-  SCIENCE
-  ART
-  FACS
-  WORKSHOPS
-  MUSIC
-  LIBRARY
-  STUDENT SERVICES
-  GYMS / PE
-  PERFORMANCE
-  ADMINISTRATION
-  FOOD SERVICE
-  TOILETS
-  CIRCULATION
-  SUPPORT SPACES
-  COMMUNITY
-  BELOW SF STANDARDS

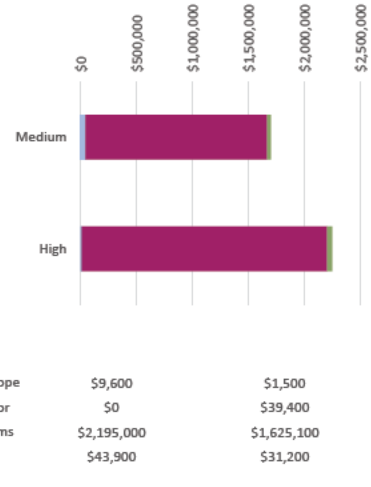


JOHN DEWEY ACADEMY OF LEARNING (6-12)


CONSTRUCTION COST BY SCOPE



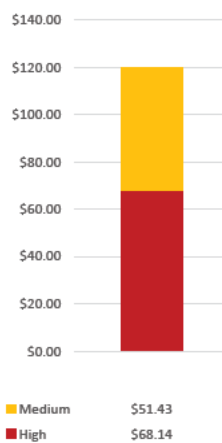
CONSTRUCTION SCOPE BY PRIORITY



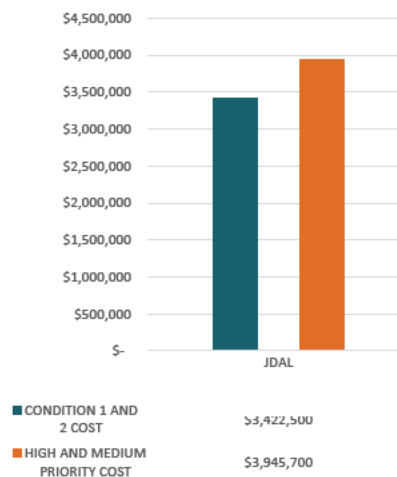
COST BY PRIORITY



COST PER SF BY PRIORITY



COST BY PRIORITY AND BY CONDITION



ORIGINAL YEAR OF CONSTRUCTION **unknown**

UNWEIGHTED AVERAGE BUILDING AGE **unknown**

EDUCATIONAL ADEQUACY SCORES

- INDIVIDUAL 2
- ONE ON ONE
- COLLABORATIVE
- PRESENTATION
- LARGE GROUP
- VISIBLE CONNECTIONS
- CONNECTION TO OUTDOORS
- FLEXIBLE SPACES
- WELCOMING ENTRY
- SCHOOL IDENTITY/VALUES ON DISPLAY
- CELEBRATE STUDENT WORK
- COMMUNITY SPACE
- SECURE ENTRY
- BUILDING ZONING
- RESTROOM SAFETY
- FURNITURE
- DAYLIGHTING
- ARTIFICIAL LIGHTING
- ACOUSTICS
- INDOOR AIR QUALITY
- THERMAL COMFORT
- TECHNOLOGY
- PLAY GROUNDS
- ACCESSIBLE PLAYGROUNDS
- OUTDOOR CLASSROOM
- ENVIRONMENTAL LEARNING
- BIKE RACKS

AVERAGE **2.0**

FACILITY AND EDUCATIONAL ADEQUACY SCORE

73

CONDITION 1 AND 2 COST AS A PERCENTAGE OF REPLACEMENT COST	33%
HIGH AND MEDIUM PRIORITY COSTS AS A PERCENTAGE OF REPLACEMENT COST	38%
CALCULATED CAPACITY	305
HIGHEST PROJECTED ENROLLMENT	214
EXTRA SEATS SEATS AT MAXIMUM ENROLLMENT	91
SF/STUDENT AT HIGHEST PROJECTED ENROLLMENT	177
AVERAGE NUMBER OF STUDENTS IN A STANDARD CLASSROOM	0

REPLACEMENT COST LESS CONDITION 1 AND 2 COST AS A PERCENTAGE **67%**

REPLACEMENT COST LESS HIGH AND MEDIUM PRIORITY COST AS A PERCENTAGE **62%**

PERCENTAGE OF RIGHT SIZED ROOMS **100%**

AVERAGE NUMBER OF STUDENTS IN A STANDARD CLASSROOM AS A PERCENTAGE OF BOARD TARGET

CURRENT CLASSROOM UTILIZATION

PERCENTAGE OF MAXIMUM ENROLLMENT TO CAPACITY **70%**

EDUCATIONAL ADEQUACY SCORE **67%**

DR. ROSA MINOKA-HILL SCHOOL (K-12)

1 VARIETY OF SPACES:

- Due to the nature of being an Alternate school, this criteria was not assessed
- The multipurpose room is not large enough for physical education
- Need a staff lounge after losing that space for FACE

2 CONNECTION AND FLEXIBLE SPACES:

- Due to the nature of being an Alternate school, this criteria was not assessed

3 IDENTITY AND COMMUNITY:

- Some signage to reinforce school identity and sense of belonging

4 SAFETY AND SECURITY:

- Recommend updating entrance to route visitors via the front office before entering the school proper
- Better zoning is required to separate office from reception

5 QUALITY ENVIRONMENT:

- Average levels of lighting, air quality, thermal comfort and acoustics

6 SITE:

- No off-street bus or parent drop-off

EDUCATIONAL ADEQUACY

● SITE SIZE

SITE SAFETY

- TRAFFIC FLOW
- SEPARATE TRAFFIC FLOW
- BUS DROP-OFF
- CAR DROP-OFF
- PEDESTRIAN
- BIKE TRAFFIC

SITE AMENITIES









- ADEQUATE PARKING
- ATHLETIC FIELDS
- PLAYGROUNDS
- ACCESSIBLE PLAYGROUND
- OUTDOOR CLASSROOM
- ENVIRONMENTAL LEARNING
- BIKE RACKS

DR ROSA MINOKA-HILL

SITE ANALYSIS

SITE: 1.6 ACRES
 BUILDING: 28,680 SF

KEY

-  PARKING
-  DROP-OFF/PICK-UP
-  HEAVY TRAFFIC
-  SCHOOL BUS
-  ENTRY
-  LOW EMISSIONS VEHICLE PARKING
ELECTRIC VEHICLE CHARGING
-  HANDICAP PARKING
-  BIKE RACK

GENERAL NOTES

1 - NO OFF-STREET BUS DROP-OFF



KEY NOTES

① PARKING LOT IS CLOSED OFF DURING THE WEEKEND DUE TO DISTURBANCES FROM LOCAL BARS

VARIETY OF SPACES

- INDIVIDUAL
- ONE ON ONE
- COLLABORATIVE
- PRESENTATION
- LARGE GROUP

CONNECTION & FLEXIBLE SPACES

- FLEXIBLE SPACES
- VISIBLE CONNECTION
- CONNECTION TO OUTDOORS

IDENTITY AND COMMUNITY

- WELCOMING ENTRY
- SCHOOL IDENTITY / VALUES
- CELEBRATES STUDENT WORK
- COMMUNITY SPACE

SAFETY AND SECURITY

- SECURE ENTRY
- BUILDING ZONING
- RESTROOM SAFETY

INDOOR ENVIRONMENT

- FURNITURE
- DAYLIGHTING
- LIGHTING
- ACOUSTICS
- INDOOR AIR QUALITY
- TECHNOLOGY

DR ROSA MINOKA-HILL

1ST FLOOR

EDUCATIONAL ADEQUACY

CLASSROOMS: E3/M5/H5
 CAPACITY: 202
 ENROLLMENT: 43
 SF/STUDENT 667

CORE SPACE SIZES

- CLASSROOMS
- SCIENCE
- ART
- FACS
- WORKSHOPS
- MUSIC
- LIBRARY
- STUDENT SERVICES
- GYMS / PE
- PERFORMANCE
- ADMINISTRATION
- FOOD SERVICE
- TOILETS
- CIRCULATION
- SUPPORT SPACES
- COMMUNITY
- BELOW SF STANDARDS



GENERAL NOTES

1 - NO OFF-STREET BUS OR PARENT DROP-OFF
















KEY NOTES

- ① MULTI-PURPOSE ROOM IS UNDERSIZED
- ② LUNCH ROOM IS UNDERSIZED

DR ROSA MINOKA-HILL

EDUCATIONAL ADEQUACY

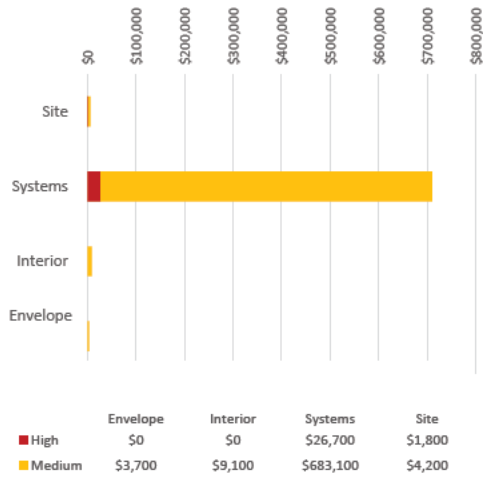
CORE SPACE SIZES

-  CLASSROOMS
-  SCIENCE
-  ART
-  FACS
-  WORKSHOPS
-  MUSIC
-  LIBRARY
-  STUDENT SERVICES
-  GYMS / PE
-  PERFORMANCE
-  ADMINISTRATION
-  FOOD SERVICE
-  TOILETS
-  CIRCULATION
-  SUPPORT SPACES
-  COMMUNITY
-  BELOW SF STANDARDS

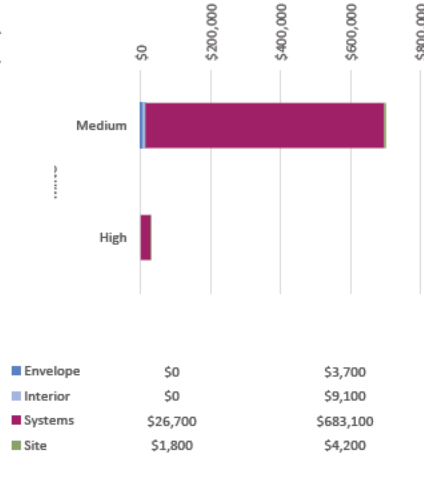


MINOKA-HILL SCHOOL (K-12)


CONSTRUCTION COST BY SCOPE




CONSTRUCTION SCOPE BY PRIORITY



COST BY PRIORITY



COST PER SF BY PRIORITY



COST BY PRIORITY AND BY CONDITION



ORIGINAL YEAR OF CONSTRUCTION	unknown	CONDITION 1 AND 2 COST AS A PERCENTAGE OF REPLACEMENT COST	8%
UNWEIGHTED AVERAGE BUILDING AGE	unknown	HIGH AND MEDIUM PRIORITY COSTS AS A PERCENTAGE OF REPLACEMENT COST	8%
EDUCATIONAL ADEQUACY SCORES		CALCULATED CAPACITY	202
INDIVIDUAL		HIGHEST PROJECTED ENROLLMENT	43
ONE ON ONE		EXTRA SEATS SEATS AT MAXIMUM ENROLLMENT	159
COLLABORATIVE PRESENTATION		SF/STUDENT AT HIGHEST PROJECTED ENROLLMENT	667
LARGE GROUP		AVERAGE NUMBER OF STUDENTS IN A STANDARD CLASSROOM	3
VISIBLE CONNECTIONS		REPLACEMENT COST LESS CONDITION 1 AND 2 COST AS A PERCENTAGE	92%
CONNECTION TO OUTDOORS		REPLACEMENT COST LESS HIGH AND MEDIUM PRIORITY COST AS A PERCENTAGE	92%
FLEXIBLE SPACES		PERCENTAGE OF RIGHT SIZED ROOMS	100%
WELCOMING ENTRY	1	AVERAGE NUMBER OF STUDENTS IN A STANDARD CLASSROOM AS A PERCENTAGE OF BOARD TARGET	
SCHOOL IDENTITY/VALUES ON DISPLAY	3	CURRENT CLASSROOM UTILIZATION	
CELEBRATE STUDENT WORK	3	PERCENTAGE OF MAXIMUM ENROLLMENT TO CAPACITY	21%
COMMUNITY SPACE		EDUCATIONAL ADEQUACY SCORE	83%
SECURE ENTRY	3		
BUILDING ZONING	3		
RESTROOM SAFETY	3		
FURNITURE	3		
DAYLIGHTING	2		
ARTIFICIAL LIGHTING	2		
ACOUSTICS	2		
INDOOR AIR QUALITY	3		
THERMAL COMFORT	3		
TECHNOLOGY	2		
PLAY GROUNDS	3		
ACCESSIBLE PLAYGROUNDS	3		
OUTDOOR CLASSROOM	1		
ENVIRONMENTAL LEARNING			
BIKE RACKS			
AVERAGE	2.5		
FACILITY AND EDUCATIONAL ADEQUACY SCORE			